



COUNTY OF MENDOCINO

STATE OF CALIFORNIA

FY 2020-21 PROPOSED BUDGET

JUNE 9, 2020

TABLE OF CONTENTS

Proposed Budget Hearing Schedule.....	3
Introduction & Budget Process Overview	4
CEO Proposed Budget Recommendations	7
Legislative Update.....	9
Summary of Changes from FY 2019-20.....	12
Labor Update & Position Allocation Table Changes.....	21
Capital Improvement Plan (CIP)	24
IT Master Plan	29
BU 1000 Non-Departmental Revenue Projections	Exhibit A
Net County Cost (NCC) Summary Table	Attachment A
FY 2020-21 Proposed Budget Adjustments from Submitted to Proposed	Attachment B
Use of Fund Balance in Proposed Budget.....	Attachment C
Position Allocation Table Changes	Attachment D
Capital Improvement Plan (CIP) Worksheet	Attachment E
FY 2020-21 Fixed Assets & Structural Improvements.....	Attachment F
FY 2020-21 Proposed Budget Operating Transfers	Attachment G
IT Master Plan Budget and Project Detail.....	Attachment H
Proposed Budget Details (Schedules 1-4).....	See Fund Summaries
Proposed Budget Details (Schedules 9s, 10s & 15s.....	See BU Detail by Department

**FY 2020-21 Proposed Budget Public Hearing
June 9, 2020
Department Presentation Schedule**

Tuesday – June 9th

Executive Office Budget Overview – 11:00

-- Afternoon --

Sheriff's Office Presentation

Human Resources – Health Plan Presentation

Aumentum Presentation

Cannabis Presentation

HHSa Presentation

Department Presentations Will Cover:

- Total Budget with significant budget changes from prior year
- Total staffing
- Efficiencies, cost savings, and metrics
- Board of Supervisor Q&A

INTRODUCTION

This Fiscal Year (FY) 2020-21 Proposed Budget Report contains the FY 2019-20 projected fund balance, as estimated by Departments for the FY 2019-20 3rd Quarter Report in May, and a Summary of Adjustments recommended by the Chief Executive Officer (CEO). Also included is the FY 2020-21 Proposed Budget Summary, which contains the Auditor-Controller's projected revenue figures, the CEO's recommended adjustments, and a variety of other updates. At the end of the Budget Hearings to be held on June 9, 2020, it is requested that the Board of Supervisors adopt the CEO's recommendations included in this document. The CEO and Auditor-Controller will make any revisions directed by the Board of Supervisors to the Proposed Budget, and the FY 2020-21 budget will be presented for formal adoption on June 23, 2020.

BUDGET PROCESS OVERVIEW

Government Code § 29062 requires the Board of Supervisors to approve an Adopted Budget, on or before June 30th of each year. In January, the Board of Supervisors directed staff to prepare a budget for the Board of Supervisors to adopt in June. This process included three public workshops to allow the Board of Supervisors additional input into the budget process prior to development of the Proposed Budget. Once the Board of Supervisors considers the Proposed Budget and directs any changes, the budget will be presented for formal adoption by the Board of Supervisors on June 23rd, which will provide the legal spending authority to the County for the new fiscal year. When the Auditor-Controller closes the books on the 2019-20 fiscal year and reports the final fund balance and reserve adjustments, the CEO will bring forward any additional adjustments that may be required as part of the FY 2020-21 1st Quarter review.

A recap of Mendocino County's Budget Process for the FY 2020-21 Proposed Budget: On March 9th, budget instructions for FY 2020-21 were issued by the Executive Office and distributed to County Departments at a Budget Kick-off Meeting. At this meeting, Departments were assigned a Net County Cost (NCC). The NCC for a Department is identified by taking the annual expenditures of a Department and subtracting the annual revenues derived by that Department. Most Departments operate at a loss and require infusions of discretionary general fund dollars in order to maintain services. Primarily property tax, sales tax, and transient occupancy tax revenues finance these infusions of revenue, referred to as NCC. The pool from which the County provides these monies is limited, and is annually adopted in the County's budget as Budget Unit 1000, known as Non-Departmental Revenue. An update on these funds is represented in Exhibit A of this document. Departments were instructed to submit a balanced budget. The instructions included a process to request additional funding necessary to maintain current levels of service and a process to request funding for new expenses. Departments were required to provide detailed information related to requests for fixed assets, facility modifications, and additional staffing requests. This ultimately resulted in additional requests for funding of approximately \$5,180,810 over NCC assignments or 7.94%.

FY 2020-21 Budget Development Calendar Board Related Dates in Bold

- **January 8, 2020 – Resolution 19-003 regarding budgetary authority**
- February 2020 – Departments submit 2nd Quarter Mid-Year Projections
- March 2020 – Departments submit Facility Modification and Fixed Assets Requests to Facilities and Fleet
- March 1 2020 – Net County Cost Assignments distributed
- March 9, 2020 – FY 2019-20 Department Budget Kick Off Meeting
- **March 10, 2020 – FY 2019-20 Mid-Year (2nd Quarter) Budget Report & FY 2020-21 Budget Planning Workshop**
- March - April 2020 – Deadlines for Departmental submissions, budget & grant narrative submissions; Executive Office/Auditor-Controller Budget Conferences
- April 2-3, 8, 2020 – Department Budget Conferences
- **May 5, 2020 – FY 2019-20 3rd Quarter Report & FY 2020-21 Budget Planning Workshop**
- May 26, 2020 – CEO Recommendations for draft Proposed Budget Published
- **June 9, 2020 – Final Budget Hearings for FY 2020-21**
- **June 23, 2020 – Final Budget Adopted for FY 2020-21**

Budget conferences with each department were held during the month of April. Executive Office and Auditor-Controller's Office staff met with representatives from each Department to review their budget requests, discuss their unique needs and concerns, and to review impacts and/or requests for additional funding. Department Heads were proactive, and together were able to identify a number of solutions to ultimately prepare a balanced FY 2020-21 budget.

Upon the conclusion of budget conferences, the Executive Office staff continued to analyze requests for additional funding by comparing requests to prior year funding levels, requesting additional meetings with Department staff to develop a better understanding of their critical operational needs, and working with the Auditor-Controller's Office and the Executive Office/Facilities & Fleet Division on requests for vehicles, equipment, and facility modifications. After considering each Department request and based on the FY 2019-20 3rd Quarter projections for General Fund balance available for financing in FY 2020-21, a list of proposed funding level changes was developed and is included in this report. The adjustments entitled "FY 2020-21 Proposed Budget Adjustments" are based on impact statements from the Department's submitted budgets with focus on salary and benefit increases from FY 2019-20.

The Proposed Budget presented for the Board of Supervisor's consideration is a balanced budget, as required by California Government Code § 29009, based on all currently available information. The budget is balanced in accordance with State code and built on Non Departmental revenue projections provided by Auditor-Controller, Lloyd Weer of \$75,203,697 which reflects one-time funding of \$4,088,387 to be used as one-time operational expenses for on-going COVID-19 response, KOFF and COLA salary increases and a property tax program. Every year the County works to produce a budget that is balanced between the needs of our community and the revenue reality that is presented. All decisions and policies are solely the responsibility of the Board of Supervisors. The Chief Executive Officer serves as the administrative officer designated by the Board of Supervisors to advise and administer Board of Supervisors' direction in fulfilling the requirements of GC § 29009.

Total proposed Budget Unit 1000 (Non-departmental Revenue) available as of March 31, 2020, is \$75,203,697 with special fund allocations of: \$1,533,653 to Debt Service, \$3,766,860 to Transportation and \$1,379,826 to Library, \$1,200,067 to IT Reserve, \$1,993,456 to Disaster Recovery, leaving \$65,285,835 for allocation to General Fund Departments for their Net County Cost (NCC) assignment. As stated in Attachment A, the total proposed Net County Cost for General Fund Departments is \$65,285,835.

Proposed Budget Guidelines, Goals, & Priorities

During the budget planning workshops held on March 10 and May 5, 2020, the Board of Supervisors recommitted to the following:

Budget Guidelines:

- COVID-19 Response and Fiscal Impact
- Hiring Freeze
- Infrastructure Consolidations/Operational Efficiencies
- Reduction to County Expenses
- Invest in County Infrastructure
- Focus on Financial Sustainability and Identify Cost Savings whenever possible

Goals & Priorities:

- **Fiscal Stability**
 - Debt Mitigation and Elimination are a priority
 - New Jail Additional Costs Unknown
 - Overall Facilities improvements – Roofs
 - ADA Transition Plan
 - Facility Energy Efficiency Projects
 - Information Technology Infrastructure

- **Financial Sustainability**
 - Maintain the Reserve policy
 - One-time revenue will not be used for on-going expenses
 - Cannabis Program Sustainability
 - Juvenile Hall/Probation Sustainability
- **Organizational Development**
 - Investing in the Organization's future through the Leadership Initiative, succession planning, and recruitment and retention practices.
 - Identify and measure departmental performance metrics, including the balancing of location-based provision of county services.
 - Operational Efficiencies
 - Employee Salaries
 - KOFF Study
 - Sheriff Office's Staffing for new mandated transparency reporting
 - IT Master Plan
 - Facility Preventative Maintenance
- **Investment in Roads**
- **Economic/Business Development**
 - Support New Housing Development
 - Broadband
 - Grant Writer Program
 - Use of Solar
 - Electric Vehicle Replacement
- **Support for Emergency Services**
 - Staffing support for Local Emergency Medical Services
 - Explore Emergency Medical Services Joint Powers Authority
 - ***Disaster Recovery and Resiliency***
 - Emergency Preparedness
 - Emergency Access Routes
- **Local Homeless Issues**
 - Implementation of Marbut Report
- **Support Community Partners**
 - Fire Districts
 - Fire Safe Awareness/Forest Management
 - Potter Valley Water Project
 - Climate Action Committee
 - County Service Area 3
 - Other Special Districts/Agencies

In keeping with the fiscal management guidelines, goals, and priorities directed by the Board of Supervisors, the Executive Office has continued to focus on fiscal prudence and management while striving to implement the Board of Supervisors' goals and priorities as mentioned above.

CHIEF EXECUTIVE OFFICER'S PROPOSED BUDGET ACTIONS & RECOMMENDATIONS

Listed below is an overview of recommendations and actions, presented for Board of Supervisors consideration in keeping with the priority direction the Board of Supervisors has provided during the FY 2020-21 Budget Workshops:

CEO Recommended Actions on the Proposed Budget:

The Executive Office recommends that the Board of Supervisors take action as follows:

Approve the FY 2020-21 Chief Executive Officer's Proposed Budget for the County of Mendocino, including:

- Approve the adjustments detailed in the Summary of Budget Adjustments as outlined in Attachment B and the budget schedules included herein;
- Approve the Net County Cost Summary Table (Attachment A) directing the Auditor-Controller to return to the Board of Supervisors on June 23, 2020, with a formal resolution adopting the FY 2020-21 Mendocino County Budget based on the above direction;
- Approve amendments to the Position Allocation Table as listed in Attachment D, directing the Human Resources Director to return to the Board of Supervisors on June 23, 2020, with an updated Position Allocation Table;
- Approve the Fixed Assets and Structural Improvements as listed in Attachment F.

CHIEF EXECUTIVE OFFICER'S PROPOSED BUDGET ACTIONS & RECOMMENDATIONS

Fiscal Stability

No Recommendations at this time.

Financial Sustainability

- Allocate unassigned revenue from Budget Unit 1000, \$516,000 toward Property Tax System under the IT Reserve Account.
- Allocate unassigned revenue from Budget Unit 1000, \$1,968,456 toward COVID-19 Disaster Recovery and ongoing expenses.

Organizational Development & Infrastructure

- Allocate unassigned revenue from Budget Unit 1000, \$919,864 toward salary increase due to KOFF & COLA.

Investment in County Roads

- Allocate \$4,900,000 of SB 1 Road Maintenance and RMRA funding for corrective maintenance and use any available Road Fund, to implement prioritized corrective maintenance. (DOT)

Economic/Business Development

- Allocate \$25,000 to support the Mendocino County Arts Council.
- Allocate \$25,000 to support the Mendocino County Resource Conservation District.
- Allocate \$25,000 to support the Fire Safe Council.
- Allocate \$104,000 direct Staff to continue departmental budgeting of Economic/Business Development contracts annually

Support for Emergency Services

- Allocate \$1,005,891 for the Coastal Valley and Cal Fire Dispatch contract.
- Allocate \$198,000 for grants to local ambulance providers (Anderson Valley, Covelo, and Laytonville).

Support Community Partners

- Allocate \$398,252 of Proposition 172 funding to support fire agencies.

LEGISLATIVE UPDATE

State Budget Update

This year's May Revision comes amid a worldwide pandemic and a fiscal situation that saw a State \$5.6 billion surplus turn into a projected \$54.3 billion state budget deficit in a four-month span. The May Revision reflects a strategy to balance the budget by cancelling previously proposed expenditures and utilizing loans, federal funds, reserves, and other new revenue sources to close the estimated deficit. The strategy also includes "trigger" cuts (\$14 billion) that will not be implemented if certain federal funding is granted to the state.

May Revision Proposed Balanced Solution (Dollars in Billions)	
Cancelled Expansions and Other Reductions	\$8.4
Reserves	\$8.8
Borrowing/Transfers/Deferrals	\$10.4
New Revenues	\$4.4
Federal Funds	\$8.3
Triggers	\$14.0
Total:	\$54.3

County Highlights

- Provides for the release of federal Coronavirus Aid, Relief, and Economic Security Act monies to counties and cities, including a schedule for counties under 500,000 in population.
- Eliminates the State Division of Juvenile Justice and assumes that all future youth offenders be detained and rehabilitated at the local level.
- Maintains a one-time \$50 million investment to respond to investor-owned utility Public Safety Power Shutdown (PSPS) actions during wildfire hazard incidents, including assistance to local governments to help prepare for PSPS events, and \$30 million to the California Public Utilities Commission to improve review of utility wildfire mitigation plans and PSPS reports.
- Eliminating most of the funding for CalWORKs Subsidized Employment, which helps small businesses hire recently unemployed individuals.

Government Finance and Administration

The May Revision includes several provisions designed to combat the budget deficit by raising revenues and stimulating economic growth. In total, the provisions are expected to net \$4.4 billion in 2020-21, \$3.3 billion in 2021-22, and \$1.4 billion in 2022-23.

Due to the COVID-19 Recession, taxable sales are expected to decline by 4.6 percent in 2019-20 and a further 17.3 percent in 2020-21. The Administration estimates consumer spending to decline by 15.6%, which is a substantial decrease even when compared to the Great Recession, when consumer spending declined by 8.9 percent.

The Governor's January Budget anticipated a 6.4 percent growth in 2019-20 statewide property tax revenues. This estimate has been revised down to 5.8 percent, based on preliminary data, which takes in to account counties cancelling penalties and charges related to late payments. In 2020-21, property tax revenues are expected to grow 3.5 percent, which accounts for an anticipated increase in delinquencies, which typically rise in a recession.

Administration of Justice

For the Community Corrections Subaccount (AB 109), 2019-20 revenue is estimated to only total \$1.152 billion, which does not fulfill the statewide base of \$1.366 billion (\$214 million short of base funding). Consequently, there is no growth estimated for 2019-20, compared to the \$92.6 million estimated in the Governor's January Budget.

For 2020-21, Community Corrections Subaccount projections total \$1.174 billion, a reduction of \$284.5 million compared to the January projections, and again short of reaching the \$1.366 billion base.

Natural Resources and Environment

With the ever-present threat of catastrophic wildfire, the Governor's proposed budget expands investments in CAL FIRE, the Governor's Office of Emergency Services, and local agencies to prepare for ongoing threats.

Cap & Trade: The May Revision does not change the allocations in the January Budget; however, it acknowledges that there is significant uncertainty surrounding the amount of Cap and Trade proceeds that will be generated in upcoming auctions. The May Revision proposes a "pay-as-you-go" budget mechanism that would authorize budget act expenditures based on actual proceeds authorized at each quarterly auction.

Homelessness

Given that the state is not in a fiscal position to expand homeless programs proposed in January, the new proposal replaces the \$750 million General Fund with an equal amount of Federal Cares Act funding. The new proposal directs the use of these funds to purchase hotels and motels secured through Project Room key. Project Room key is a multi-agency state and local partnership to provide safe isolation motel rooms for vulnerable individuals experiencing homelessness.

Transportation

As a result of the statewide shelter-in-place order in response to the COVID-19 pandemic, fuel consumption has decreased. Based on revenue estimates from the Department of Finance, CSAC estimates a \$129 million reduction in county formula transportation revenues in the current year, and a \$116 million reduction in the budget year, as compared to January estimates.

Education

Eliminates a \$3.6 million increase with an additional 10 percent reduction from the current baseline for the University of California, Division of Agriculture and Natural Resources (commonly referred to as UCCE).

Health and Human Services

The Governor's May Revision updates revenue assumptions for 1991 Realignment and 2011 Realignment. Due to the impacts of COVID-19, Sales and Use Tax, revenue is expected to sharply decline and reduce Realignment funding.

The precipitous drop in overall Realignment revenues and eradication of growth funding has significant implications for social services provided by counties, especially for child welfare, adult protective services, and extended foster care, as counties will need to continue to meet entitlements and MOEs.

Federal Update

CARES Act

At the end of March President Trump signed the \$2.2 trillion Coronavirus Aid, Relief and Economic Security (CARES) Act to support individuals and business affected by the economic impacts of the COVID-19 pandemic. The CARES Act authorized the IRS to send out stimulus checks directly to Americans and established the Paycheck Protection Program (PPP), a \$350 billion program administered by the Small Business Administration to provide forgivable loans to cover payroll and overhead expenses, intended to help small business stay open. The CARES Act also included a \$500 billion corporate bailout fund, expanded unemployment payments, aid for hospitals and healthcare providers, and \$150 billion for aid to state and local governments. In addition, Congress passed an "Interim" \$484 billion in CARES Act and added \$310 billion to the PPP with \$60 billion reserved for smaller business. The bill also provided another \$75 billion for healthcare providers and \$25 billion for coronavirus testing, \$11 billion reserved for states.

Proposed HEROES Act

ON May 15, 2020, the House of Representatives approved the Health and Economic Recovery Omnibus Emergency Solutions (HEROES) Act to provide additional economic relief resulting from COVID-19 pandemic. The Act includes \$3.3 trillion in additional funding for pandemic response efforts. Included in the Act is \$875 billion in additional support for state and local governments and \$75 billion for testing and a second round of \$1,200 stimulus checks. The bill in its current form is unlikely to pass the Senate. It is anticipated that the Senate will begin negotiations regarding the proposed HEROES Act in June. Governor Newsom has \$14 billion of proposed trigger cuts that are tied to federal assistance. If federal assistance to states is reduced from the current proposal, California will likely implement trigger cuts to reduce the projected deficit.

Conclusion/Next Steps

Mendocino County Executive Office staff will continue to work with its state lobbyists and monitor federal legislative and budget developments to stay informed of proposed changes. Some budget items inevitably have a big effect on Mendocino County and its residents, especially as we deal with declining state and local revenues due to COVID-19. County staff is committed to keeping a firm hold on information resources to be able to allow the Board to act proactively when needed.

SUMMARY OF CHANGES IN THE FY 2020-21 PROPOSED BUDGET (FROM FY 2019-20)

This report includes budget adjustments recommended to the Board of Supervisors. A summary of the adjustments is included in Attachment B.

Salary and Benefits

FY 2019-20 the County has entered into 3-year agreements with all eight bargaining units. These negotiations led to a salary and benefit increase across all bargaining unit, based on the KOFF compensation study. This brought salaries closer to market and addressed internal alignment of classifications. FY 2020-21 begins the first full twelve (12) month impact increase to salary and benefits countywide.

BU 1000 Discretionary Revenue - Auditor

The Auditor-Controller's 2019-20 projections for BU 1000 revenues were reduced by (\$2,000,000) during the third quarter report. Reductions were shown in all the major tax revenue streams, except for Cannabis Tax. It is expected that these major tax revenue streams will start to recover during the next three years. The total FY 2020-21 revenue for BU 1000 is projected to increase \$1,916,000 or a little over 2% of the projection for FY 2019-20. A detailed breakdown of discretionary revenue projections is included as Exhibit A.

Budget Unit 1000 includes operating transfers of General Fund dollars to other funds. The FY 2020-21 Proposed Budget includes operating transfers to the Department of Transportation, Library, Debt Service Fund, IT Reserve, Disaster Recovery and Water Agency. These operating transfers are further detailed in Attachment G and other various charts included in this report.

BU 1930 Teeter Plan

The Teeter Fund runs most of the year with a deficit cash balance and, therefore, incurs an interest "expense" instead of interest "revenue". The County's goal for the Teeter Plan is to always first cover any current year interest expense and any current year property tax delinquency, with the redemption revenues collected throughout the current year. After that, any excess revenues can be added to the General Fund as fund balance available. The Auditor-Controller's 2020-21 projection for the Teeter Fund is to breakeven at this point and not have excess revenue to contribute to fund balance available. The following factors are contributing to the Teeter Plan performance projected for FY 2020-21:

- Interest rates are projected to remain the same as the prior year which will result in no increased interest expense to the county.
- The 2020-21 Teeter Plan is projected to cover the current year interest expense and delinquencies but not contribute to fund balance available.
- Both "Property Tax Delinquent Revenue" and "Penalty and Cost on Delinquency Revenue" are projected to be the same as the prior year.

Debt Mitigation & Elimination – Auditor/TTC

Reserves & Contingencies

The General Fund Reserve was not impacted in FY 2019-20. The total County budget is just over \$300 million, creating an operating budget of \$25 million per month. The County's General Fund Reserve is still less than the one month of operational costs.

The proposed budget does not include a recommendation to fund the General Fund Reserve this year. The Reserve level is below the minimum amount allowed by Board of Supervisors' Policy #32. The policy sets the General Fund Reserve level at 6.35% of prior year General Fund appropriations. This Reserve is the County's primary protection against an economic downturn or significant emergency.

The Proposed Budget does not include a \$250,000 recommendation for consideration, to allocate funding for contingencies as required by Board of Supervisors' Policy #32. Contingencies are used for unexpected expenses that arise during the year. Contingencies would be the first source of additional funding tapped before an emergency or economic disaster required the use of the General Reserve.

Land Improvement

Additional funding in the amount of \$100,000 is being allocated to Land Improvement for the mandatory Storm Water Trash Capture amendment. This funding will be used for the design and environmental clearance for the first phase of installation of trash capture devices. The County will require approximately forty-five (45) devices installed over a 10-year period beginning in 2020, which an average of 10% being completed each year. The total estimated project cost is \$3 million over 10 years.

County Roads

The Chief Executive Officer and the Department of Transportation (DOT) recommend allowing \$4,900,000 of the budgeted \$5,886,919 balance of Senate Bill 1 (SB 1) Road Maintenance and Rehabilitation Account (RMRA) funding to be utilized in Fiscal Year 2020-21 for corrective maintenance pursuant to the Board of Supervisors' ongoing commitment to improving the County's Pavement Condition Index (PCI) pursuant to the January 9, 2019 MCDOT "20 year plan". The California State Association of Counties does anticipate RMRA funding will grow over the 20-year projections for SB 1 made when the bill passed in 2016 and the County expects see increased revenue in future years for corrective maintenance. However, DOT's planed \$3.89 million in corrective maintenance for FY 2021-22 pursuant to the "20 year plan" faced a temporary setback due to COVID-19. Nevertheless, carryover savings in FY 2020-21 RMRA should provide the additional funds normal delivery of the MCDOT "20 year plan" and continue the commitment to improve the County's road surfaces.

Disaster Recovery

Public Safety Power Shutoff (PSPS)

Mendocino County went through four PSPS events during the fiscal year 2019-2020. The number of Mendocino County customers impacted during these events are below.

Event	Oct 9-12	Oct 23-25	Oct 26- Nov 1	Nov 20-21
Approximate Number of Customers Impacted	6,500	300	38,400	200

Staff estimated that the preparation costs, including staffing resources planning and responding to the event and facility modifications and upgrades exceed \$1.5 million for the four PSPS events. Through thoughtful and extensive preparation with County departments, continuity of operations and core County functions in the Administration Center were not significantly affected during these PSPS events.

PG&E has assured the County that their goal for the 2020 PSPS improvements include smaller size events to reduce the number of customers impacted, shorter event duration to restore customers twice as fast after the weather has passed, more accurate/timely communications, and deliver more assistance before, during, and after the event. With that, there are many unknowns as to when and how long the next event will occur. The County will continue to act to its best ability in the public's interest to mitigate harm, particularly to vulnerable populations and reduce the economic impact of PSPS.

Disaster Recovery – Redwood Complex Fire 2017

Disaster Recovery has been aggressively pursuing and leveraging grant funding for recovery and resiliency projects. Accomplishments during fiscal year 2019-20 and plans for next fiscal year are below.

Hazardous Tree Removal

Three Hundred and fifty five (355) hazardous trees from 36 properties in the Redwood Complex Fire footprint have been felled during this fiscal year. The project is on track to be completed on time with the CAL FIRE grant requirements and with a surplus—allowing for additional participants into the program and Round 2, expanding the program to remove trees that are threatening private infrastructure, homes, and building pads. Enrollment for Round 2 to participate in the program starts May 22, 2020.

Road to Recovery: Implementation

This project will install culverts and reshape road sections to shed water without transporting excess sediment for approximately 20 road miles. These roads are rural and unimproved in the West Fork Russian River watershed and were affected by the Redwood Complex Fire. New culverts were installed at the same grade of the natural channel to reduce road fill needed for the stream crossing at some high immediacy project sites. Those areas are now at a lower risk of catastrophic failure during storm events. Additional work in project monitoring and design will continue next fiscal year.

Reforestation Plan

An inventory of over 20 miles of unpaved, roadways, adjacent hillslopes, and stream crossings and a reforestation plan for over 240 acres of conifer forest, oak forest, and riparian habitat in the Redwood Complex Fire footprint have been completed.

Local Hazard Mitigation Plan and Safety Element Updates

The County secured Hazard Mitigation Grant Program funding to update the County's Local Hazard Mitigation Plan and update the Safety Element in the General Plan to incorporate the Local Hazard Mitigation Plan. Staff is working on an aggressive timeline to update both plans by the end of 2020.

Redwood Valley Water District Infrastructure Retrofit Project

This project includes the design of new and replacement water lines and service laterals within the service area of the Redwood Valley County Water District. Phase I consisted of planning and design and is now complete. Phase II or any groundbreaking construction work cannot begin until the National Environmental Review Act (NEPA) environmental review has been cleared. Construction could be delayed to the next construction year.

Economic and Recovery Resiliency Plan

The first phase of the plan included data-gathering by the Economic Development and Financing Corporation (EDFC) who reviewed 11 economic indicators and interviewed more than 15 key business owners, industry leaders, and stakeholders. Data and input from all stakeholders and community members were compiled into an Economic Assessment Report. The second phase is being led by West Business Development Center under the direction of the Executive Office, it is called MOVE 2030: Mendocino Opportunities for a Vibrant Economy, and will include a roadmap for the next decade to ensure Mendocino County's economic resiliency in the face of changing climate, demographics, and technology.

Ukiah Valley Fuels Reduction

Road clearing for the public section of Robinson Creek Road was completed, totaling 18.5 treated acres. One community chipper day was provided in the McNab Ranch Road area where 20 tons of materials were chipped. Over 160 attendees participated in multiple community meetings for general fire safety and landowner fuels management education.

Coronavirus (COVID-19)

Since January 2020, the County has been part of a coordinated public health response involving the Federal Centers for Disease Control and Prevention (CDC) and the California Department of Public Health (CDPH).

The Director of Emergency Services/Chief Executive Officer, Carmel Angelo declared a Local Emergency and the Health Officer Dr. Noemi Doohan declared a Local Health Emergency on March 4, 2020. A full level operational Emergency Operation Center (EOC) was activated and key staff operated the EOC up to 16 hours a day, seven days per week. The County's response efforts to protect human life and minimize the strain on the health care system during the COVID-19 pandemic will exceed \$5 million—none of which were budgeted. Costs include essential supplies and materials, contracts with public health and technical consultants, motel for homeless individuals, preparation and operation costs for the health emergency alternative care facility, staff overtime costs, and emergency food relief programs.

Throughout April and May 2020, the County conducted, coordinated, and supported numerous COVID-19 surveillance/testing events throughout Mendocino County. This testing primarily targeted at-risk and sensitive populations. To date, more than 3,200 people have been tested for COVID-19 throughout the County.

On May 19, 2020, the County submitted an Attestation Plan with CDPH, which was subsequently approved, allowing Mendocino County to advance to Stage 2.5 of the Governor's Reopening Plan. On May 21, 2020, Health Officer Dr. Doohan issued a revised Shelter-In-Place Order effective May 22, 2020 to allow additional business activities to resume, including limited in-store shopping and restaurant dine-in service, preventative dental care, and limited use of shared pools (primarily for childcare units). The County has augmented its COVID-19 testing/surveillance capabilities with an OptumServe—a state sponsored testing site— testing unit, which began operating on May 22, 2020 at the Redwood Empire Fairgrounds.

The County has secured funds through Project Roomkey for homeless non-congregate sheltering and through the Emergency Feeding Program to offer meal deliveries to elderly or otherwise vulnerable individuals. The County has accessed approximately \$141,000 in emergency homelessness funding along with approximately \$153,000 allocated to the local Continuum-of-Care through the California Homeless Coordinating and Financing Council. We recently applied for \$241,793 to the County Medical Services Program (CMSP) Emergency Response Grant Program (CERG) to leverage costs for Project Roomkey and the Emergency Feeding Program, both require a non-federal cost share. The County also intends to utilize CERG funding to support North Coast Opportunities' People Helping People program to ensure that County residents with the most acute housing and food shortage needs can receive immediate support.

FEMA has obligated \$753,937 for emergency protective measures, \$112,500 for non-congregate sheltering and \$189,338 for the emergency feeding program, The Great Plates. It is unknown when the remaining eligible response costs will be obligated and when funds will be reimbursed. Despite exhaustively pursuing grants to leverage funds, there are simply not enough grant opportunities available to make up for the response costs. The County is still responsible for 25% non-federal match of the eligible response costs—which does not include ineligible but important costs such as contracting with West Business Development Center to provide technical assistance to local business owners affected by the pandemic.

As the Board is aware, there are many uncertainties in disaster recovery, especially FEMA disbursement of funds. Disaster Recovery is requesting a \$2.5 million allocation for fiscal year 2020-2021 to cover for the County's 25% non-federal match requirement for FEMA eligible activities and costs for ineligible, yet important activities.

Measure B

Mendocino County is committed to improving residents' lives and the public's safety by strategically evaluating and enhancing resources for mental health treatment. On November 7, 2017, "Measure B" received two-thirds majority of the votes by the County's voters adding Chapter 5.10 to the Mendocino County Code entitled the "Mental Health Treatment Act" adopting a County Transaction (Sales) and Use Tax for the specific purpose of funding improved services, treatment, and facilities for persons with mental health conditions.

In FY 2018-19, the Board adopted Resolution 19-141, authorizing the adoption of the classification of Administrative Project Manager, a position that would aid County staff, the Mental Health Treatment Act Citizen's Oversight Committee, and other involved parties by keeping the Measure B mental health facility project(s) on time and on budget.

Going forward in FY 2020-21, the Mental Health Treatment Act Citizens Oversight Committee will continue to provide the Board of Supervisors with crucial recommendations regarding options associated with the development of a Crisis Residential Treatment (CRT) Facility and a 24-hour Psychiatric Health Facility (PHF) that would provide a safe and therapeutic environment for individuals experiencing a mental health related crisis. Other plans, strategies, and projects may be explored in addition to the aforementioned.

Juvenile Hall

Mendocino County continues to experience the statewide trend of lower populations in Juvenile Hall, but with a population number that has stabilized of the last few years. In FY 2018-19 Juvenile Hall transitioned the food preparation process to the Jail for cost efficiency. The result was a 62% reduction in cost from FY2017-18 and a projected 23% savings in FY 2019-20 from FY 2018-19. The staffing model continues to reflect operating Juvenile Hall as a 20-bed maximum

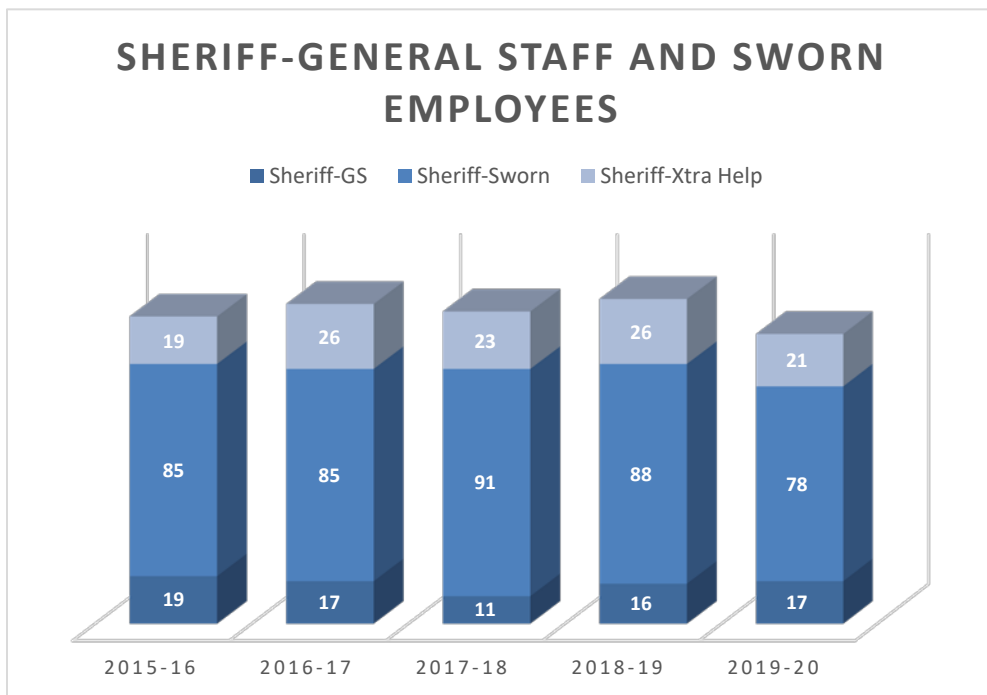
facility in response to the average daily population and Board of State and Community Corrections (BSCC) requirements. Juvenile Hall’s permanent staffing is expected to be at 100% by May 31, 2020, which should provide stability for Juvenile Hall in terms of experience and knowledge. The majority of salary increases that were given to staff in 2019 have been absorbed due to various efficiencies in scheduling as well as reductions related to COVID-19. Any year-end overages to the FY 2019-20 budget would be directly attributable to salary adjustments. Probation continues to evaluate the Juvenile Halls ability to maximize the utilization of revenue sources whenever possible.

Sheriff’s Office

The Sheriff’s Office has run over budget for several years primarily due to the ever-increasing cost of labor and benefits for the personnel necessary to meet public safety needs of Mendocino County. For FY 2019-20 the Executive Office and Auditor-Controller agreed to increase the Sheriff’s Office Net County Cost by \$800,000, but the final budget eliminated funding from both the Sheriff and Jail budgets for contractual services, which offset much of the increase to the Net County Cost assignment.

Over the last two fiscal years (2018-19 & 2019-20) the Sheriff’s Office has worked extremely hard to evaluate and reduce operational expenses, implement new overtime policies to reduce budget impacts, and pursue new hiring initiatives to increase available personnel and reduce overtime expense. Examples include the hiring of new Field and Corrections Deputy to reduce staffing overtime expenses, recruiting already employed Corrections Deputies to transition to Field assignments, and transitioning of Academy basic training from the College of the Redwoods to Santa Rosa Junior College. These changes have increased the likelihood of personnel successfully completing training programs and has eliminated housing and meal costs for the Police Academy training.

New employee contracts negotiated and implemented this fiscal year have significantly improved the Sheriff Office’s ability to retain quality personnel and recruit personnel for vacant positions. These increased MOU costs, and the costs associated with providing emergency services for Public Safety Power Shutoff (PSPS) and COVID-19 emergencies, will affect the Sheriff Office’s FY 2020-21 budget.



Finally, the Sheriff’s Office has completed a comprehensive inventory of all contractual services and submitted an initial budget reduction plan in this area, and continues working with the Executive Office and Auditor-Controller to find other ways to further reduce contractual services contracts to meet the 5% budget reduction goals.

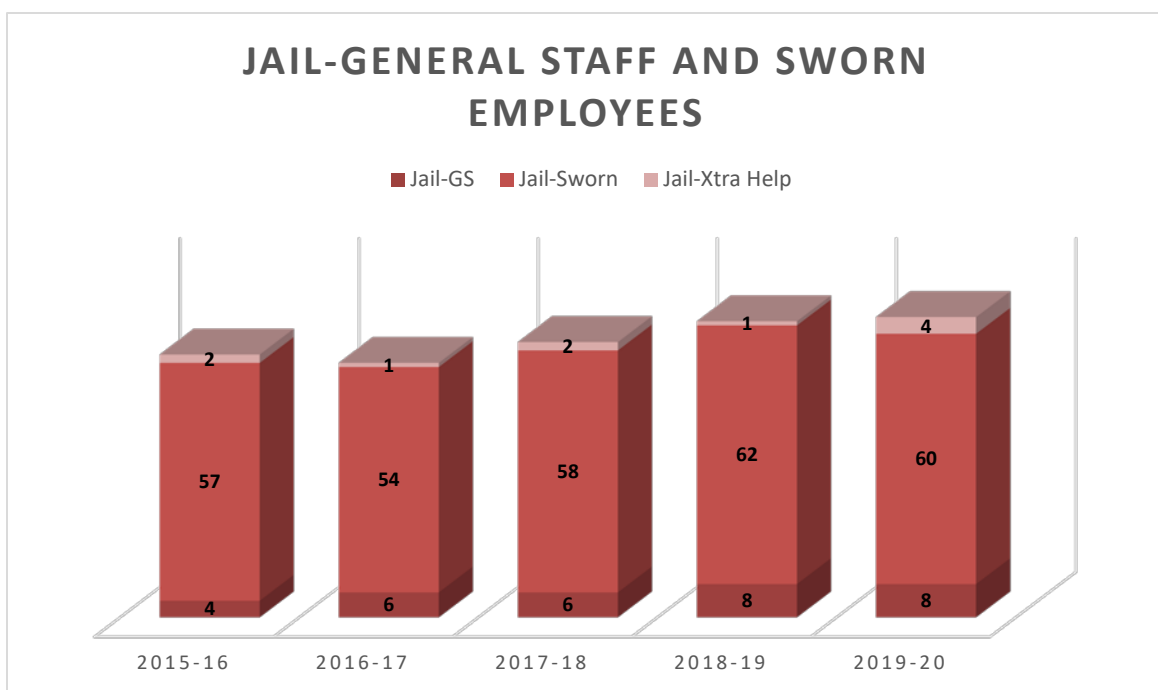
Jail

The Sheriff's Office continues to develop and implement efficiencies within the Corrections division whenever possible. These include the strict review of overtime needs and training by Sheriff's Office personnel. To help reduce overtime and training costs, Sheriff's Office personnel are working to have mandated training courses certified by Peace Officers Standards and Training (POST) and Standards in Training for Corrections (STC) for presentation here locally. This change reduces expensive travel related costs for legislatively mandated training.

The continued use of Sheriff's Services Technicians for duties such as booking and other data entry duties has allowed sworn personnel to have more direct interaction with inmates. These efficiencies have reduced liability by having more personnel available for contacts and supervision of housing units. This practice needs to be continued with the emphasis of using the more expensive employees for critical tasks.

Continued training and higher staffing numbers have allowed these successful interventions, thus providing a safer facility with true care and control for those housed within. This in turn is reducing liability exposure to Mendocino County.

Currently, the Sheriff's Office is working towards the opening of the new Jail expansion unit, which will be more suited to meet the needs of medically and mentally ill-incarcerated persons.



The Sheriff has continued the reassignment of one correctional deputy to Professional Standards. His assignment is to assist in completing backgrounds. This will improve the hiring process, which reduces overtime expenses.

The Sheriff is currently working with the Public Defender and Courts to increase the usage of video for Court hearings and other alternatives to reduce costs associated with transporting inmates to the courthouse for court proceedings. This is creating efficiencies in the Court process and is resulting in a reduction in personnel costs and mileage costs from the transportation unit.

Code Enforcement

Currently, the Mendocino County Sheriff's Office and the Code Enforcement Division are in discussions to develop a unified approach to illicit cannabis enforcement. This unified team would have an emphasis on egregious environmental damage, could be initiated quickly to address the current cultivation season, and would include support from State Enforcement Agencies. The concept of this unified approach is the result of the research to purchase and utilize satellite imagery software, which has an associated cost in excess of \$300,000 per year. State Enforcement Agencies possess imagery tools and other enforcement resources that could assist in achieving immediate results and give staff more time to quantify

those results, which would likely generate increased revenue based off fines and penalties. Results of this enforcement effort would determine the necessity and feasibility of the County purchasing similar tools, such as satellite imagery in the future.

Fleet

At this time, the Mendocino County fleet consists of approximately three hundred eighty six (386) "passenger-type" vehicles, excluding heavy equipment. This includes special (low) use vehicles such as a tow truck, boom trucks and specialty law enforcement vehicles. The Sheriff's department has the largest fleet of assigned vehicles with one hundred nine (109), the Health & Human Services Agency has seventy eight (78), and DOT has seventy three (73) assigned vehicles.

The Board's direction to reduce Greenhouse Gasses (GHG) is expressed in the General Plan and the Ukiah Valley Area Plan. The County currently has prioritized purchase of alternative energy vehicles. At this time, there are forty eight (48) hybrid vehicles in the fleet, and one (1) electric vehicle.

Capital Improvements

Notable projects in Fiscal Year 2019-20 included replacement of the main jail roof, Emergency Operation Center (EOC) roof, completion of the Treasurer-Tax Collector's office improvements, the Yokayo Center's exterior repairs and accessibility compliance, and improvements to the backup generator systems for critical County facilities.

County Policy #33 established a reserve for major repair and maintenance of facilities; this reserve was anticipated to be funded at seventy cents (\$0.70) per square foot of County owned and maintained buildings. With a County-owned building inventory of approximately 726,000 square feet (514,000 General Fund and 212,000 Non-General Fund) the reserve would annually receive at least \$360,000 in General Fund. The Capital Improvement Budget Unit (BU 1710) include a projected carry-forward balance of \$3,733,516 for FY 2020-21, with additional \$275,000 General Fund for unanticipated and emergency repairs as well as state mandated UST remediation projects and Non-General Fund contributions of \$1,465,000 creating a total Capital Improvement budget of around \$5,500,000.

A significant project that will be prioritized for completion in 2020-21 is Phase II of the Administration Center roof replacement, over Planning and Building Services and Environmental Health.

Additional detail on completed projects, capital needs, and ongoing projects is included in the Capital Improvement Plan (CIP) beginning on page 23 and included as Attachment E

Economic/Business Development by West Company

As COVID continues to negatively impact the economy of Mendocino County additional funding has been directed to support activities that focus on economic recovery and resiliency. Over the past 12 weeks, some of these activities include:

- Creation of an Economic Impact survey to report on data regarding the economic losses within the business' community due to COVID-19. To date a total of 469 respondents have been received, with an estimate of \$37 million in revenue loss by businesses to date. This number is considered to reflect less than 25% of the actual numbers based on the businesses that have responded.
- Creation of a business-reopening portal to stream the reopening process and ensure businesses are cooperating with State and County health regulations. Information can be found at <https://www.mendocinocountybusiness.org/>
- Mendocino County Cell/Internet Questionnaire Data Entry has been completed. Over 4000 entries were captured resulting in a more accurate mapping of broadband coverage for the County.
- Monitor accessible grants including Community Development Block Grant (CDBG) business assistance loans and Economic Development Administration (EDA) COVID funds to bolster resources that could directly improve financial resiliency for Mendocino County's business community.
- In partnership with the Community Foundation of Mendocino and the West Business Development Center, a Business Innovation and Resiliency fund has been established.

- Work has begun on a buy local campaign and platform to assist County businesses with options for bolstering revenues through online sales and gift certificates.
- Since March 1, 2020, West Business Development Center has hosted 26 business-focused webinars in which 481 business owners have participated. In addition to industry specific roundtables which connected county businesses with each other for much needed emotional support and information.
- The North Bay North Coast Broadband Consortium (NBNCBC) has submitted the application to the California Public Utilities Commission's (CPUC's) California Advance Services Fund (CASF) Infrastructure Program for grant funding to implement Project #1 of the Mendocino County Digital Infrastructure Plan: 2019 - 2025.

In April of 2019, the County of Mendocino was awarded a grant from the U.S. Department of Commerce, Economic Development Administration. West Business Development Center is working with the steering committee to develop an Economic Recovery Strategic Plan. Since the last update to the Board of Supervisors on March 9, 2020, the steering committee has contracted an Economic Recovery coordinator, in addition to research on local industry clusters and fiscal/revenue forecast. A public town hall event will be scheduled later in June 2020 to introduce Mendocino Opportunities for building a Vibrant Economy (MOVE2030). It will be an opportunity to build a coalition to advance the economic recovery of Mendocino County through the collaboration with cities, agencies and nonprofits.

In the coming fiscal year there will be a general downturn in the County's economy. This will prevail across the State and the nation as a whole. The industry hardest hit will be the hospitality industry. This includes lodging, restaurants, event services and retail. The loss of tax revenue for Mendocino County in this industry will be looked at by the research undertaken by Beacon Economics. It is currently predicted that the State of California could lose a total of \$54 billion in travel spending by the end of the year. Mendocino county will see significant losses to tax revenue.

Support for Emergency Medical Services

The Proposed Budget also includes \$198,000 for grants to ambulance providers for Advanced Life Support (ALS) based on Board of Supervisors direction.

Local Fire Agency Support

Per Board of Supervisors direction, the budget includes \$398,252 for support of local fire agencies. This is a small increase of \$252 from the previous level of funding provided in FY 2017-18, FY 2018-19 and FY 2019-20. The funding is reflected in BU 1940 – Miscellaneous. This clearly separates the funding from the dispatch contract and is included in a budget unit that is managed by the County Auditor-Controller to simplify the payment process. Proposition 172 funds are budgeted in BU 1940 to cover the cost of the agreements. Per Board of Supervisors direction, the payment is based on actual Proposition 172 receipts from the most recent year (\$398,252). All additional Proposition 172 funding are distributed to the following budget units that have historically received Proposition 172 dollars (BU 2310 – Sheriff, BU 2510 – Jail, BU 2070 – District Attorney, BU 2560 – Probation, BU 4016 – EMS).

With the adoption of the FY 2020-21 Budget, the Board of Supervisors will have provided a total of \$4,121,080 in Proposition 172 and General Fund over three years to support fire and emergency services.

Homeless Issues

The Health and Human Services Agency (HHS) has engaged in a number of activities focused on the Board's priority to address issues related to homelessness in Mendocino County. Of note, HHS staff provided facilitation and support to the Mendocino County Homeless Services Continuum of Care in their work to complete a countywide Strategic Plan to Address Homelessness in Mendocino County. In addition, HHS continues to serve as the Administrative Entity and Collaborative Applicant for several large grants that will provide funding for both capital development of housing as well as services for the homeless.

The FY 2020-2021 budget includes over \$1 million in new grant funding to the County to improve homeless services in Mendocino County, and over \$1 million in new grant funding through the Continuum of Care. In addition, the County and the Continuum of Care anticipate receiving additional funds through the federal CARES act that will allow for new services and supports for the homeless, particularly for those at risk of negative outcomes due to Covid-19.

Cannabis Program

Last fiscal year, the Cannabis Program transitioned to Planning and Building Services. In that move, management and staff have focused on streamlining, reorganizing, and creating greater efficiency in application intake, application review, permit and renewal issuance, and compliance inspections.

The Fiscal Year 2019 – 2020 Budget revenues were projected to be \$391,396. Currently, the Cannabis Program budget (CN) has collected \$375,982 and has the potential to meet the projected revenues, depending on when the County re-opens for business. Because of the COVID-19 health emergency, the Cannabis Program has not been able to issue initial and renewal permits and collect the associated fees. Without a determination of when we will be able to reopen services at the Planning and Building public counter, and to what degree, it is difficult to estimate how many permits we will be able to issue and thereby the amount of fees we will be able to collect prior to the end of the 2019-2020 fiscal year.


Prior to the COVID-19 health emergency, the Cannabis Program projected fee revenues for the Fiscal Year 2020 – 2021 to be \$525,000 from application and permit fees. This budgeted projection will be monitored closely, and may need to be adjusted at 1st quarter. Unknown impacts remain to be seen in terms of COVID-19 related issues.

In terms of new programs, the County applied for a Cannabis Equity Grant administered by California Governor's Office of Business and Economic Development (GO-Biz). Mendocino County successfully was awarded \$2.2 million in Cannabis Equity Grant funding for the 2020/2021 fiscal year. Equity funding will go toward a program of services for equity eligible applicants such as grants, technical assistance, training, and fee waivers. Approximately \$224,000 can and will be used toward the administrative management of the grant by County staff and any needed subcontracted staff.

LABOR UPDATE/POSITION CHANGES

Labor Update - HR

Mendocino County has eight bargaining units representing various groups of County employees. The term of each agreement varies. The table below lists the status of each agreement, the term, and number of County employee members as of May 23, 2020.

<div style="text-align: center;"> County of Mendocino  Status of Labor Contracts As of May 23, 2020 </div>				
Bargaining Unit	Employee Count 5/23/2020*	Contract Status	Contract Start Date	Contract End Date
Confidential	26	Current	7/1/2019	6/30/2022
Department Heads	11	Current	9/1/2019	8/31/2022
DSA	138	Current	7/1/2019	6/30/2022
Management	60	Current	10/1/2019	9/30/2022
MCLEMA	9	Current	7/1/2019	6/30/2022
MCPAA	26	Current	7/1/2019	6/30/2022
MCPEA	42	Current	10/1/2019	9/30/2022
SEIU	748	Current	7/1/2019	6/30/2022
Unrepresented**	38	Current	9/1/2019	8/31/2022
* Does Not Include Extra Help **Tied to Department Heads Bargaining Group				

Acronym Definitions:

DSA:..... Deputy Sheriffs Association
MCLEMA: Mendocino County Law Enforcement Management Association
MCPAA:Mendocino County Public Attorneys Association
MCPEA:Mendocino County Probation Employees Association
SEIU:..... Service Employees' International Union, Local 1021

Position Allocation Table Changes

Currently, the County has a total of 1,102 permanent full and part-time employees. There are 1,416.20 full-time equivalent (FTE) allocated positions on the County's Position Allocation Table (as of May 16, 2020; end of Pay Period 11-20). The table below represents the CEO Recommended Position Allocation Table Changes for FY 2020-21. The recommendations include funding one (1.0) FTE unfunded positions; add/delete actions as follows: addition of 21.0 FTE positions, and deletion of 25.0 FTE positions; budget unit transfers of 8.0 FTE positions; and a title change of one (1.0) FTE. These recommendations result in a net allocation change of -4.0 FTE positions. The majority of these changes are add/deletes and budget unit transfers to reflect the operational needs of the various departments. These changes are part of the Recommended Actions listed on page 7, and would be included in the adoption of the Master Position Allocation Table on June 23, 2020.

Below is a summary of changes to the Position Allocation Table for General Fund Departments. Please refer to Attachment D for a full list of Position Allocation Table Changes County-wide.

Budget Unit	Department	Position	Pos #	Funding Source	Request
Fund Existing Unfunded Positions					
2810	Cannabis Program	Program Administrator	4257	Cannabis Equity Grant	Fund
Add / Delete					
1160	General Services	Admin. Services Manager II	TBD	General Fund	Add
2310	Sheriff's Office	Legal Secretary II	4298	General Fund	Delete
2310	Sheriff's Office	Supervising Legal Secretary	TBD	General Fund	Add
2910	Executive Office	Sr. Administrative Analyst	TBD	Disaster Recovery	Add
Budget Unit Transfers					
0715	HR - Health Benefits	Staff Assistant II (Confidential)	4283	Health Benefits	Transfer Out BU0715
1320	Human Resources	Staff Assistant II (Confidential)	4283	General Fund	Transfer In BU1320
1320	Human Resources	Staff Assistant III (Confidential)	3541	General Fund	Transfer Out BU1320
0715	HR - Health Benefits	Staff Assistant III (Confidential)	3541	Health Benefits	Transfer In BU0715
1941	Clerk Recorder	Assessor Clerk Recorder Technician II	4253	General Fund	Transfer Out BU1941
1120	Assessor	Assessor Clerk Recorder Technician II	4253	General Fund	Transfer In BU1120
1944	Micrographics	Assessor Clerk Recorder Technician II	4256	General Fund	Transfer Out BU1944
1941	Clerk Recorder	Assessor Clerk Recorder Technician II	4256	General Fund	Transfer In BU1941

Delete Vacant Positions					
2550	Probation - Juvenile Hall	Head Cook - Juvenile Hall	1541	Vacant/Unfunded	Delete
2550	Probation - Juvenile Hall	Cook	3136	Vacant/Unfunded	Delete
2550	Probation - Juvenile Hall	Cook	3137	Vacant/Unfunded	Delete
2550	Probation - Juvenile Hall	Cook	3967	Vacant/Unfunded	Delete
2560	Probation	Staff Assistant I	3542	Vacant/Unfunded	Delete
2560	Probation	Legal Secretary II	3629	Vacant/Unfunded	Delete
Other Actions					
1920	Retirement	Retirement Administrator	3642	Retirement Trust, 2410	Title Change - Old
1920	Retirement	Executive Director	3642	Retirement Trust, 2410	Title Change - New

Action Summary: Fund Existing 1.0 FTE; Delete 25.0 FTE; Add 21.0 FTE; Budget Unit Transfer 8.0 FTE; Other 1.0 FTE; Net Change -4.0 FTE

CAPITAL IMPROVEMENT PLAN

The Capital Improvement Plan (CIP) is a 5-year planning document, which provides the Board of Supervisors with insight into the County's facility needs. It is used to identify and prioritize the County's short and long-term capital needs and serves as a strategic planning tool. The CIP focuses on County-owned infrastructure under the control of the Board of Supervisors and summarizes the County's overall capital projects and associated funding recommendations during a five-year period. Projects have been prioritized according to health, safety, and welfare, as well as by operational needs of Departments.

Fiscal Year 2020-21 Key Completed Projects:

CI#	Project	Description	Final Cost
CI 943	Fort Bragg Justice Center Generator Replacement	Replacement of the failed backup generator for the Fort Bragg Justice Center	45,634
CI 900	Willits Justice Center - Willits PD Counter ADA	Replacement of the Willits PD counter to ADA height	24,717
CI 866	Yokayo Front Canopy Renovations	Replacement of the deteriorating entry canopies at the Yokayo Social Services Center with a new façade improvement and ADA upgrades	1,196,577
CI 965	Emergency Power for BOS Policy Room	Added the Supervisors conference room to the emergency power panel for use during power outages	18,217
CI 761	Fort Bragg Avila Center Installation of Existing Generator	Installation of a new backup generator and automatic transfer switch for the Avila Center in Fort Bragg	152,771
CI 926	Willits Justice Center Elevator Pit Seal & pump	Replaced the failed elevator pit pumping system and sealed the pit wall to limit water intrusion	7,560
CI 928	Treasurer-Tax Collector Security Enhancements	Completion of a security and operational remodel to the Tax Collectors offices	296,929
CI 929	Ukiah Library - New Circulation Desk	Completion of the new Ukiah Library circulation desk	66,298
CI 954	Main Jail Roof Replacement	Replaced the roofing system at the Main Jail including tapered insulation and three new HVAC units	978,112
CI 955	EOC Sheriff Programs Roof Replacement	Replaced the roofing system at the Jail Programs building including five new HVAC units	500,796
CI 962	Avila Center Modular Building Fire Alarm System	Added fire alarm sensors and notification devices to the Avila Center modular building tied into the existing fire	9,092
CI 963	EOC & Sheriff's Office Electronic Locks	Installed electronic locks and door controllers to commonly used doors in the sheriff's offices and Jail	42,224
CI 831	HHSA - Ft. Bragg Avila Gates and Play Area Fence (from CI 885)	Installed fencing and gates to enclose the employee areas behind the Avila Center including the children's play area	66,020
CI 940	Remodel CFS File Room E-14 into a Childcare Room	Converted the existing file room/storage room at Children and Family Services to a child care/study for children	23,678
CI 964	North Yokayo HVAC Unit 9 Replacement	Replacement of a failed HVAC unit at North Yokayo Building 66	19,281
CI 966	Museum Classroom HVAC Unit Replacement	Replacement of failed HVAC unit at the Museum building Wonacott Classroom	36,750
CI 967	DOT Soils Lab and Break Room Water Damage Repairs	Remediation and replacement of water damaged flooring, walls, ceilings and furnishings due to a burst plumbing line.	50,122

CI 983	Jail Building II HVAC Unit 4 Replacement	Replacement of the failed HVAC unit 4 on the roof of Jail Building II	23,876
CI 988	911 Emergency Cooling	Replacement of two failed or failing heat pump cooling systems for the Sheriff's Data Center and 911 communications equipment with four heat pump cooling	81,550
CI 989	Boonville DOT Shop Roof Repairs	Mandated brush clearing and pole repairs to the the San Hedrin Power line due to fire hazards and emergency storm damage repairs to Facility 350A	6,956
CI 990	Courthouse Annex HVAC Unit 1	Replacement of failed HVAC unit 1 at the Courthouse Annex for the Public Defender's Offices	20,200
991	Administration Center Unit 22 PBS Lobby	Replacement of a failed HVAC unit 22 at the Administration Center with an existing unit	13,669
010	Jail Kitchen Water Heater Emergency Replacement	Replacement of a failed 100 Gallon water heater for the Jail Kitchen	8,735
985	911 Uninterrupted Power Supply System Replacement	Replacement of the uninterrupted power supply system and batteries providing continuous power to the 911	80,175
987	Willits Library HVAC, Balance and Controls	Replacement of the failed HVAC unit 1 on the Willits Library including the addition of a new Delta remote	76,638
982	Ukiah Courthouse ADA Restroom Settlement	Through an MOU with the Judicial Council of California modified an existing Courthouse restroom to comply with current ADA standards	158,418

FY 2020-21 Recommendations:

The Executive Office received numerous requests for facility modifications and enhancements from departments for FY 2020-21. No new funding is included in the recommended budget. Carry-forward projects will be prioritized and completed as funding allows.

FY 2020-21 Capital Improvement Overview

General Fund	Carry Forward Project Fund Balance	\$ 3,733,516	11
General Fund	Total	\$ 4,036,516	
Non-General Fund	Carry-Forward Projects	\$ 237,000	11
Non-General Fund	New Project Requests	\$ 1,228,000	9
Non General Fund	Total	\$ 1,456,000	
Total	Total All Projects	\$ 5,198,516	

*Carry- Forward

FY 2020-21 Proposed Projects

Project Description	Needed per CIP	Budgeted Carry Forward	Proposed Budget
General Fund Projects			
Small Deferred Maintenance Projects < \$5,000	50,000	-	-
Unanticipated Capital Projects	100,000	-	100,000
Parking lot maintenance & rebuild - Various locations	100,000	-	-
County Wide Tree Removal Program	50,000	-	20,000
Painting and exterior maintenance - Various locations	300,000	-	-
Roof Repairs - Various locations	300,000	-	50,000
HVAC System Upgrades & Replacement	125,000	-	60,000
ADA Improvements - ADA Only Projects	125,000	-	20,000
UST Monitoring and Wells Ft. Bragg & Willits Yards	72,600	19,600	72,600
Probation Security Access Control System Building 38	38,000	-	-
Update ADA Transition Plan, Fire-life-safety compliance, space planning - Various Locations	250,000	-	-
Fire Alarm Systems for High Risk Buildings (Courthouse Annex) Building 31	50,000	-	-
Replace Fire Suppression Systems that cannot be maintained (Server RM and 911) Buildings 28 & 38	100,000	-	-
Priority Roof Replacement/Repair Agriculture Roof Replacement Building 36	90,000	-	-
ADA Improvements - Point Arena Veterans Hall - Restroom upgrades Building 20	20,000	-	-
Park Maintenance & Enhancements (Bower Park Safety Hazard Spillway Repairs) Facility 201	95,000	-	-
Park Maintenance & Enhancements - Low Gap Bridge Safety Enhancements facility 204	30,000	-	-
Deferred Maintenance Project - Fort Bragg Vets Sidewalk Replacement 11	30,000	-	-
Projects in Progress & Carry Forward Projects			
Admin Center Roof Replacement Project Southeast Phase 2 & 3	2,187,751	2,030,352	2,030,352
Jail Expansion Parking Extension East to 911 Driveway	300,000	275,000	275,000
911 Uninterrupted Power Supply Improvement & Replacement	100,000	19,825	-
Generator Interconnect for Critical Facilities	170,000	72,643	72,643
San Hedrin Power Line Repairs & Evaluation	130,000	87,320	87,320

Covelo Road Yard UST Monitoring	50,000	41,095	41,095
Redwood Valley Lions Park Bathroom Repairs	21,000	21,000	21,000
Museum Mold Remediation	40,000	40,000	40,000
Courthouse Magnolia Tree Maintenance	7,000	7,000	7,000
Juvenile Hall Security and Painting & Security Screening	47,000	21,795	21,795
Carpet & Flooring at OES and Investigations	57,980	8,905	8,905
Pt. Arena Microwave Site Communications Upgrade	790,000	28,000	28,000
Priority Roof Replacement - Red Cross Modular - Roof Replacement	15,000	15,000	15,000
Roof Repairs - Ukiah Veterans Hall Roof Repairs	30,000	30,000	30,000
Point Arena Tree Removal - Veterans Hall	40,000	39,730	39,730
Museum ADA Entry and Restroom Remodel	175,000	175,000	175,000
Sheriff's Office Underground Fiber Installation Project	223,250	46,250	46,250
Sealing, Waterproofing, Painting San Hedrin & Spanish Mt. Repeater Sites	200,000	192,000	192,000
Sealing, Waterproofing, Painting Jail Building II	200,000	200,000	200,000
Admin Center Server Room Temperature Monitoring System	15,000	15,000	15,000
Remote Generator Monitoring System	20,000	4,480	4,480
Sheriff's Office Main Electrical Panel Upgrade and Generator Provision	233,346	203,346	203,346
Transfer in for Library Project (Non General Fund)			
Library – Willits Library, Remodel Staff Kitchen & Meeting Rooms	18,000	-	18,000
Library – Ukiah Library Entry Patio & Book Drop	55,000	-	55,000
Library – Roof Replacement Willits Library	300,000	-	-
Transportation Carry Forward Projects (Non General Fund)			
DOT - Video Security Ft. Bragg Yard - Building 9 *CF	30,000	30,000	-
DOT - Video Security Pt. Arena Yard - Building 18 *CF	25,000	25,000	-
DOT - Roof Replacement Ukiah Admin Offices	315,000	-	-
DOT - Roof Replacement Ukiah Equipment Shop	500,000	-	-
Transfer in for Child Support Project (Non General Fund)			
Main Floor Carpeting and Abatement	50,000	50,000	50,000
Automatic Operators at Main Entry Doors Including HIRSCH	50,000	50,000	50,000
Entry Remodel to Add One Interview Booth	117,000	117,000	117,000
Transfer in for HHSA Projects (Non General Fund)			

Mental Health Rooms 381-383 Water Damage Repairs	35,000	-	35,000
Planning and Design for Parking Lot Entrance for Fort Bragg PH Nursing/WIC	30,000	-	30,000
Extend Generator Capacity for Avila Modular & Yokayo Fiscal Modular	72,000	-	72,000
Install 10 x 12 Tuff Shed - No Electrical	20,000	20,000	20,000
Hirsch Card Readers for Avila Gates	25,000	-	25,000
Fiber Cable Pull from Fort Bragg Justice Center to Avila Data Room	20,000	-	20,000
Avila Video Security System	35,000	-	35,000
Avila Center Electric Strikes at Interview Booths	26,000	-	26,000
Generator Fencing at South Yokayo and CFS	20,000	-	20,000
Yokayo Center Video Security System	45,000	-	45,000
Yokayo Center Secure Parking for County Vehicles	150,000	-	150,000
Children & Family Services Painting Rooms C2 and C5	12,000	-	12,000
Electric Vehicle Charging Stations for Yokayo Center (4)	85,000	-	85,000
Veterans Services ADA Parking and Path of Travel	55,000	-	55,000
WISC Back-up Generator	360,000	-	360,000
WISC Shower and Laundry Room	85,000	-	85,000
HHSA Unanticipated Capital Projects - Various Locations	100,000	-	100,000

IT MASTER PLAN

The County has embarked upon a Five year Information Technology (IT) Master Plan, which was adopted by the Board of Supervisors in November 2018. The IT Master Plan identified 99 initiatives with a potential investment of \$20.7 million over five years. The Executive Office provided the Board of Supervisors with regular updates on high priority projects, as well as requesting that funds be allocated in IT Reserve in FYs 2017-18, 2018-19 and 2019-20 in order to address the critical infrastructure needs.

In November 2018, the Board allocated \$1 million to IT Master Plan Projects. Funding has been allocated to 17 initiatives and 22 projects. Of the 22 projects identified: seven have been completed, two were funded through MCSO operating budget and one project was cancelled. FY 18-19 project expenses totaled \$411,530 and the remaining allocated balance of \$588,470 carried forward to FY 19-20 as project work continued for the remaining 12 projects.

In FY 19-20 budget adoption, the Board allocated \$508,825 to IT Master Plan projects. At First Quarter, the Board allocated an additional \$2,250,000 and approved a reallocation of \$318,482 IT Reserve carry-forward to IT Master Plan projects, and placed an additional \$1,500,285 in reserves dedicated to Microwave. Funding has been allocated to 18 initiatives and 20 projects including:

- Radio and Network Bid Development
- Computer Replacement
- Office Software Upgrades
- Wireless Network Phase II
- Radio Spare Parts
- Video Conferencing
- Cost Recovery – Public Safety Microwave Radio Communications Network
- Records and Data Retention – Email Retention
- Tyler Content Manager User Training
- Munis Gap Analysis
- Aumentum – Property Tax System Replacement Project (additional funding)
- Cannabis Reporting
- Microwave Phase 1 Repeater Replacement
- Pt Arena Radar Ring Expansion
- Multi-Jurisdictional Radio Operations
- Artificial Intelligence Based Security Monitoring
- Staff Security Awareness Training

Public Safety Microwave Radio Communications Network

On October 22, 2019, Information Services Division staff brought to the Board a Radio Network Assessment and Needs presentation to demonstrate the current state of the Public Safety Microwave Radio Communications Network. At that time, the Board directed staff to draft a total cost of ownership model for Microwave and Radio Communications.

On November 19, 2019, Information Services Division staff presented the Board with the cost of ownership model for the Public Safety Microwave Radio Communications Network. The Network serves County Sheriff, Countywide EMS and ambulance services, countywide fire departments, County Department of Transportation and various state and federal agencies. The Board directed staff to: conduct a final review and analysis of cost inputs to increase the accuracy of the cost model; utilize the cost allocation methodology outlined above to present to the Board a final cost allocation model and recommended charge back and invoice amounts for County Departments and external agencies respectively; and develop a plan to communicate potential cost allocations and rationale for doing so with County Departments, external agencies and other interested parties.

IT MASTER PLAN (CONTINUED)

During FY 2019-20 First Quarter the Board allocated \$1,975,500 in funding to Phase I Repeater replacement of the Public Safety Microwave Radio Communications projects. The Board also placed an additional \$1,500,285 in reserves dedicated to Microwave. Information Services Division staff will be coming back to the Board requesting approval to utilize those funds. Information Services is finalizing the purchase of the repeaters for phase I and planned for phased installation. Simultaneously, Information Services staff have been planning for phase II. The purpose of phase II is to replace critical network infrastructure that transports public safety radio traffic throughout the County. This equipment has been experiencing increasing failures due to age and obsolescence.

Property Tax Software System Project Update

In June 2013, the Board adopted the County's 2013-2017 CIP, which included the replacement of the countywide property tax software system due to being obsolescence and significant risk of catastrophic failure. In 2013, the County initiated the Request for Proposal (RFP) process. In June 2015, the Board approved the agreement with Thomson Reuters/Aumentum for the acquisition of a countywide property tax system in the amount of \$1,701,429. At that time, staff noted that there would be ongoing maintenance obligations associated with the software system and the project would begin no sooner than the first quarter of 2016. The Board had previously authorized funding allocations totaling \$1,000,000 in the IT Reserve in the prior two fiscal years and \$701,429 in FY 15-16 to fund the contract. In March 2017, the Board approved an amendment to agreement with Thomson Reuters/Aumentum in the amount of \$83,240 for the addition of the Cannabis related tax and licensing collection program.

With the adoption of the IT Master Plan, \$68,433 in funds were allocated in FY 18-19 to the Property Tax Software System Project. The IT Master Plan included a need for an Aumentum Implementation Assessment. This assessment identified the additional items requiring funding, such as: third party services, vendor travel, hardware and licensed software and ongoing maintenance costs. An additional \$350,000 in FY 2019-20 was allocated to the Property Tax Software System Project.

In November 2019, the Information Services Division received notification that Harris Computer Systems purchased Thomson Reuters and that there would be no changes to the implementation plan. In order to move forward with project implementation, Information Services Division staff purchased servers and storage enhancements utilizing previously allocated funds. The Property Tax Software System project is scheduled to Go-Live in November 2020. Based on implementation estimates and existing funding allocations, the project is only funded through June 2020. An additional \$617,856 in funding is needed for full implementation.

During the preparation of the Proposed Budget, funding sources have not been identified as of yet to determine the County's options with respect to the necessary IT infrastructure improvements and/or identified business process improvements. The Executive Office has concurred with the Board of Supervisors reluctance to seek outside financing for these infrastructure improvements; however, also understood the need to continue to invest in the County's infrastructure. The IT Master Plan has identified the need for many critical infrastructure improvements/replacements as well as areas of improvement to increase efficiencies. Overall success is dependent upon the continued investment of the IT Master Plan. Recommended investment for Fiscal Year 2020-21 is \$6.8 million. At this point, the Board is looking for funding for critical items. Staff are developing cost models related to the potential adoption of an Internal Services Fund to more appropriately allocate IT Master Plan costs.

Below is a summary of the IT Master Plan Fiscal Overview, illustrating the estimated costs per Fiscal Year (amounts are updated based upon the current state of the IT Master Plan projects and funding to date). Please also refer to Attachment H of this document for an updated Five Year IT Master Plan budget including project detail.

	FY 2020-21	FY 2021-22	FY 2022-23	FY 2023-24	FY 2024-25	Total
Infrastructure	\$4,822,600	\$4,181,300	\$2,976,672	\$1,012,581	\$1,447,329	\$16,555,500
Application	\$1,972,856	\$1,270,000	\$1,130,000	\$457,000	\$125,000	\$4,972,856
Total	\$6,795,456	\$5,451,300	\$4,106,672	\$1,487,581	\$1,572,329	\$19,413,338

EXHIBIT A
County of Mendocino
BU 1000 Revenue Forecast For Fiscal Year

Revenue Description		2016/17 Adopted Budget	2016/17 Actual	2017/18 Adopted Budget	2017/18 Actual	2018/19 Adopted Budget	2018/19 Actual	2019/20 Adopted Budget	2019/20 Actual thru 5/29/2020	2019/20 Projected Auditor	2020/21 Estimated Auditor
Current Secured Property Tax	821110	31,526,000	32,080,502	31,950,000	33,595,380	33,000,000	35,161,716	36,000,000	33,000,848	35,800,000	37,000,000
Current Unsecured Property Tax	821120	1,000,000	1,029,521	1,000,000	967,268	1,000,000	1,043,859	1,000,000	1,032,285	1,032,000	1,000,000
Current Supplemental Roll Taxes	821130	250,000	346,415	350,000	440,066	350,000	748,972	700,000	305,958	400,000	500,000
Prior Year Secured Taxes	821210	-	(8,680)	-	-	-	-	-	-	-	-
Prior Year Unsecured Taxes	821220	50,000	75,106	50,000	(26,094)	50,000	59,984	50,000	13,541	25,000	50,000
Penalties & Cost on Delinquent Taxes	821400	650,000	656,868	650,000	949,794	650,000	749,836	700,000	350,646	600,000	700,000
Sales and Use Tax - County 1% Share	821500	4,100,000	5,920,131	5,875,000	6,382,048	6,100,000	6,594,284	6,500,000	4,963,573	6,000,000	6,000,000
Timber Yield Taxes	821600	325,000	344,086	375,000	662,781	500,000	883,448	800,000	165,836	800,000	800,000
Room Occupancy Tax	821701	4,900,000	5,152,109	5,200,000	5,682,028	5,650,000	5,872,388	6,000,000	4,015,515	4,500,000	4,500,000
Property Transfer Tax	821702	600,000	656,145	600,000	668,839	700,000	615,913	600,000	569,941	650,000	650,000
Property Tax In Lieu of VLF Revenues	821704	10,750,000	10,812,410	10,950,000	11,340,056	11,300,000	11,797,060	11,800,000	12,174,566	12,175,000	12,200,000
Property Tax In Lieu of Sales Tax (Triple Flip)	821705	-	-	-	-	-	-	-	-	-	-
Williamson Act Replacement Tax	821706	480,000	522,064	525,000	487,259	550,000	580,538	580,000	556,496	600,000	600,000
Cannabis Tax Revenue	821707	-	79,868	1,708,349	1,296,125	1,050,000	3,711,693	2,500,000	3,475,691	4,000,000	4,000,000
Franchise Fees	822210	750,000	793,287	800,000	871,804	800,000	876,534	800,000	911,611	950,000	950,000
Interest Income	824100	110,000	403,145	200,000	807,487	500,000	1,032,538	1,000,000	707,129	1,000,000	1,000,000
Motor Vehicle In Lieu	825150	30,000	33,047	35,000	39,161	40,000	35,807	36,000	58,824	59,000	50,000
SB90 Reimbursement (State Mandated Cost)	825398	-	-	-	-	-	-	-	-	-	-
Homeowner's Property Tax Exemption	825481	300,000	286,242	300,000	282,441	320,000	278,952	300,000	138,250	276,800	280,000
State Other: (State Roundabout Tax Shift)	825490	130,000	130,000	130,000	130,000	130,000	130,000	130,000	130,000	130,000	130,000
Federal Grazing Fees	825650	-	1,819	-	930	-	1,154	-	199	200	-
Federal Land In Lieu Taxes	825660	550,000	630,421	630,000	641,536	640,000	810,909	800,000	699,132	700,000	700,000
Federal Other	825670	1,200	1,349	1,350	92	1,000	-	-	-	-	-
County Cost Plan Charges/Property Tax Admin Fee	826402	1,310,665	1,352,057	2,372,917	2,467,399	2,600,000	2,595,366	2,600,000	1,850,202	2,600,000	3,054,000
Prior Year Revenue	827400	-	6,408	-	816	-	23	-	5,524	6,000	-
Sale of Fixed Assets	827500	-	35,580	-	-	-	2,000	-	71	-	-
Card Rebate Programs - US Bank & Bank of America	827700	55,000	87,521	75,000	92,823	80,000	258,413	90,000	92,222	120,000	140,000
Refund Jury & Witness Fees	827701	-	275	-	35	-	-	-	-	-	-
Tobacco Settlement Funds	827715	760,000	778,697	760,000	956,820	780,000	873,969	900,000	863,949	864,000	900,000
Total		58,627,865	62,206,394	64,537,616	68,736,895	66,791,000	74,715,357	73,886,000	66,082,009	73,288,000	75,204,000

ATTACHMENT A

FY2020-21 NET COUNTY COST SUMMARY TABLE

Department / Program	BU	FY 19-20 Adopted NCC	FY20-21 Base NCC Assignments	FY 20-21 DEPT Submitted	Dept 1000 Requested	Other Series Requested	Adjusted NCC	CEO Adjs. (Prior to Proposed)	1-Time Funding	Reserve Adj.	FY 20-21 Proposed NCC
Auditor Nondepartmental Revenue	1000	(73,886,000)	(75,203,697)	(75,203,697)						-	(75,203,697)
Debt Service - COPs	8010	1,507,439	1,533,653	1,533,653			-	-		-	1,533,653
Transportation	3010	3,693,000	3,766,860	3,766,860			-	-		-	3,766,860
Library (CSA)	6110	1,352,771	1,379,826	1,379,826			-	-		-	1,379,826
General Reserves	9999	-	-	-			-	-		-	-
Contingencies	9991	-	-	-			-	-		-	-
IT Reserve	0717	-	-	-			-	-	1,200,067	-	1,200,067
Vehicle Replacement Fund	0711	-	-	-			-	-		-	-
Capital Improvements	1710	-	-	-			-	-		-	-
Capital Projects	1712	-	-	-			-	-		-	-
Road & Bridge Projects	3041	-	-	-			-	-		-	-
Disaster Recovery	2910	-	-	-			1,995,956	-	1,993,456	-	1,993,456
Water Agency	0326	69,000	-	-		44,000	-	-	44,000	-	44,000
Mental Health	4050	-	-	-			-	-		-	-
Remaining Fund Balance:		(67,263,790)	(68,523,358)	(68,523,358)		44,000	1,995,956	-	3,237,523	-	(65,285,835)
Clerk of the Board	1010	594,041	535,580	535,580	11,576	-	547,156	11,576			547,156
Board of Supervisors	1015	878,046	775,592	775,593	53,992	-	829,585	53,992			829,585
Executive Office	1020	1,130,774	1,130,774	1,130,164	109,490	-	1,239,654	109,490			1,239,654
Auditor-Controller	1110	1,051,846	1,051,846	1,051,846	78,338	-	1,130,184	78,338			1,130,184
Assessor	1120	1,739,031	1,739,031	1,736,357	-	-	1,736,357	-			1,736,357
Treasurer-Tax Collector	1130	180,158	180,158	180,158	-	-	180,158	-			180,158
Central Services	1160	378,435	379,435	379,435	29,057	-	408,492	29,057			408,492
County Counsel	1210	724,580	747,426	747,426	126,609	51,000	925,035	127,609			875,035
Human Resources	1320	1,205,444	1,205,444	953,508	-	-	953,508	-			953,508
Elections	1410	401,768	401,678	401,678	24,017	-	425,695	24,017			425,695
Facilities	1610	3,743,599	3,879,454	3,879,454	-	71,500	3,950,954	71,500			3,950,954
Fleet Management	1620	(75,424)	(75,424)	(75,424)	-	75,424	-	75,424			-
Economic Development	1810	567,371	567,371	567,371	-	-	567,371	-			567,371
Land Improvement	1910	926,670	776,670	776,670	81,048	100,000	957,718	181,048	25,000		982,718
Retirement	1920	-	-	-	-	-	-	-			-
Teeter Plan	1930	-	-	-	-	-	-	-			-
Miscellaneous	1940	6,078,424	1,114,544	1,114,544	-	-	1,114,544	-	919,864		2,034,408
Clerk-Recorder	1941	(115,990)	(115,990)	(102,570)	-	-	(102,570)	-			(102,570)
Information Services	1960	3,393,699	3,393,699	3,393,699	160,280	-	3,553,979	160,280			3,553,979
Courts - AB 233	2012	(677,208)	(677,208)	(708,100)	-	-	(708,100)	-			(708,100)
Grand Jury	2060	84,224	89,600	89,600	-	-	89,600	-			89,600
District Attorney	2070	4,508,466	4,508,466	5,724,177	945,000	-	6,669,177	(1,215,711)			4,508,466
Public Defender	2080	2,404,150	2,404,150	2,404,150	879,084	-	3,283,234	-			2,404,150
Alternate Defender	2085	786,112	786,112	786,112	185,382	-	971,494	-			786,112
Conflict Defender	2086	109,400	130,400	130,400	-	-	130,400	-			130,400
Child Support Services	2090	(177,960)	(144,508)	(144,508)	-	-	(144,508)	-			(144,508)
Sheriff-Coroner	2310	14,193,175	14,196,675	14,196,675	684,032	-	14,880,707	281,000			14,477,675
Jail	2510	9,780,728	9,784,228	9,784,228	-	193,521	9,977,749	193,521			9,977,749
Juvenile Hall	2550	2,077,435	2,077,435	2,077,435	173,992	-	2,251,427	173,992			2,251,427
Probation	2560	1,231,678	1,235,178	1,235,178	376,113	-	1,611,291	175,000			1,410,178
Agriculture	2710	570,045	515,391	515,391	-	-	515,391	-			515,391
Cannabis Management	2810	107,001	107,001	107,001	190,178	-	297,179	-			107,001
Office of Emergency Services (OES)	2830	193,184	193,184	193,184	67,215	-	260,399	67,215			260,399
Planning & Building	2851	1,963,566	1,913,566	1,913,566	-	-	1,913,566	-			1,913,566
Animal Care	2860	643,621	643,621	643,621	265,636	-	909,257	200,000			843,621
Round Valley Airport	3050	15,720	34,029	34,029	-	-	34,029	-			34,029
Little River Airport	3060	58,424	40,115	40,115	-	-	40,115	-			40,115
Public Health Administration	4010	21,249	21,249	21,249	-	-	21,249	-			21,249
Environmental Health	4011	140,184	140,184	140,184	-	-	140,184	-			140,184
Substance Use Disorder Treatment	4012	88,371	88,371	329,950	-	-	329,950	-	(241,579)		88,371
Public Health Nursing	4013	186,512	186,512	186,512	-	-	186,512	-			186,512
Emergency Medical Services (EMS)	4016	835,275	835,275	835,275	-	170,616	1,005,891	170,616			1,005,891
Employee Wellness	4025	(14,210)	-	-	-	-	-	-			-
County Medical Services Program	4070	-	-	-	-	-	-	-			-
California Children's Services	4080	4,826	30,843	30,843	-	-	30,843	-			30,843
Solid Waste	4510	(121,142)	(110,814)	(110,814)	8,127	-	(102,687)	8,127			(102,687)
Social Services Administration	5010	480,709	1,002,461	1,002,461	-	-	1,002,461	-			1,002,461
HHSA Administration	5020	(86,515)	-	-	-	-	-	-			-
Cal Works/Foster Care	5130	1,741,286	1,741,286	1,741,286	-	-	1,741,286	-			1,741,286
In-Home Supportive Services	5170	1,596,183	1,618,083	1,618,083	-	-	1,618,083	-			1,618,083
General Relief/Assistance	5190	523,830	527,370	527,370	-	-	527,370	-			527,370
Farm Advisor	6210	227,492	217,296	217,296	24,961	-	242,257	24,961			242,257
Cultural Services Agency	7110	549,060	549,060	549,060	-	44,622	593,682	-	25,000		574,060
SubTotal of General Fund DEPTs:		66,847,343	62,371,899	63,556,498	4,474,127	706,683	68,737,308	1,001,052	969,864	(241,579)	65,285,835
General Fund Summary											
Available Nondepartmental Revenue				(65,285,835)							
Fund Balance Carryforward				-							
Total Available Nondepartmental Revenue				<u>(65,285,835)</u>							
FY 2020-21 Available Nondepartmental Revenue				(65,285,835)							
Use of 1x \$'s											
Total Proposed NCC				65,285,835							
FY 2019-20 Fund Balance				<u>-</u>							

ATTACHMENT B

FY 2020-21 CEO Proposed Budget Adjustments to Dept Submitted NCC

Fund	BU	ORG	Department	Account	Adjustment Description	Adjustment
General Fund Budget Adjustments						
1100	1010	CB	Clerk of the Board	861***	Adjustments for salaries, increase	11,576
NET CEO Adjustment for BU 1010:						11,576
1100	1015	BS	Board of Supervisors	861***	Adjustments for salaries, increase	53,992
NET CEO Adjustment for BU 1015:						53,992
1100	1020	EO	Executive Office	861***	Adjustments for salaries, increase	109,490
NET CEO Adjustment for BU 1020:						109,490
1100	1110	AC	Auditor-Controller	861***	Adjustments for salaries, increase	78,338
NET CEO Adjustment for BU 1110:						78,338
1100	1610	GS	Central Services	861***	Adjustments for salaries, increase	29,057
NET CEO Adjustment for BU 1610:						29,057
1100	1210	CO	County Council	861***	Adjustments for salaries, increase	126,609
1100	1210	CO	County Council	862230	Laptops	1,000
NET CEO Adjustment for BU 1210:						127,609
1100	1410	EL	Elections	861***	Adjustments for salaries, increase	24,017
NET CEO Adjustment for BU 1410:						24,017
1100	1610	BG	Building & Grounds	862200	Generators	71,500
NET CEO Adjustment for BU 1610:						71,500
1100	1620	GA	Fleet Management	865380	INTRAFUND TRANSFER	75,424
NET CEO Adjustment for BU 1620:						75,424
1100	1910	LI	Land Improvements	861***	Adjustments for salaries, increase	81,048
1100	1910	LI	Land Improvements	862189	NPDES Trash Amendment Contract	100,000
NET CEO Adjustment for BU 1910:						181,048
1100	1960	IS	Information Services	861***	Adjustments for salaries, increase	160,280
NET CEO Adjustment for BU 1960:						160,280
1100	2070	DA	District Attorney	861011	REGULAR EMPLOYEE	(792,342)
1100	2070	DA	District Attorney	861021	CO CONT TO RETIREMENT	(293,861)
1100	2070	DA	District Attorney	861022	CO CONT TO OASDI	(32,046)
1100	2070	DA	District Attorney	861023	CO CONT TO OASDI-MEDIC	(7,911)
1100	2070	DA	District Attorney	861024	CO CONT TO RET INCREMENT	(24,375)
1100	2070	DA	District Attorney	861030	CO CONT TO EMPLOYEE INSURANCE	(29,657)
1100	2070	DA	District Attorney	862189	PROF & SEPC SVCS-OTHER	(35,519)
NET CEO Adjustment for BU 2070:						(1,215,711)
1100	2310	SO	Sheriff's Office	861***	Adjustments for salaries, increase	340,000
1100	2310	SO	Sheriff's Office	864360	STRCTURS & IMPRVMENTS	(59,000)
NET CEO Adjustment for BU 2310:						281,000

ATTACHMENT B

FY 2020-21 CEO Proposed Budget Adjustments to Dept Submitted NCC

Fund	BU	ORG	Department	Account	Adjustment Description	Adjustment
1100	2510	JA	Jail	862185	MEDICAL/DENTAL SVCS	193,521
NET CEO Adjustment for BU 2510:						193,521
1100	2550	JH	Juvenile Hall	861***	Adjustments for salaries, increase	173,992
NET CEO Adjustment for BU 2550:						173,992
1100	2560	PR	Probation	861***	Adjustments for salaries, increase	175,000
NET CEO Adjustment for BU 2560:						175,000
1100	2830	ES	Emergency Services (OES)	861***	Adjustments for salaries, increase	67,215
NET CEO Adjustment for BU 2830:						67,215
1100	2860	ANADMIN	Animal Care Services	861***	Adjustments for salaries, increase	200,000
NET CEO Adjustment for BU 2860:						200,000
1100	4013	PNADMN	Public Health Nursing	864360	STRUCTURS & IMPRVMENTS	(30,000)
1100	4013	PNADMN	Public Health Nursing	865802	OTO-CI for Facility Project	30,000
NET CEO Adjustment for BU 4013:						0
1100	4016	EMOES	Emergency Medical Services	863113	PYMENTS OTHER GOV AGNC	170,616
NET CEO Adjustment for BU 4016:						170,616
1100	4510	SW	Solid Waste	861***	Adjustments for salaries, increase	8,127
NET CEO Adjustment for BU 4510:						8,127
1100	5010	SS	Social Services	864360	STRUCTURS & IMPRVMENTS	(1,110,000)
1100	5010	SS	Social Services	865802	OTO-CI for Facility Project	1,110,000
NET CEO Adjustment for BU 5010:						0
1100	6210	FA	Farm Advisor	861***	Adjustments for salaries, increase	24,961
NET CEO Adjustment for BU 6210:						24,961
Total of All General Fund (1100) Adjustments:					1,001,052	
Non-General Fund Budget Adjustments						
Capital Improvements						
1201	1710	CI	Capital Improvements	827802	OTI-PNADM	30,000
1201	1710	CI	Capital Improvements	827802	OTI- SS	1,110,000
1201	1710	CI	Capital Improvements	827802	OTI-MH	35,000
NET CEO Adjustment for BU 1710:						1,175,000
CEO Adjustments Summary						
General Fund (1100) Adjustments:					1,001,052	
NET of All General Fund Adjustments:					1,001,052	
Fund 1201 Adjustments:					1,175,000	
NET of All Other Adjustments:					1,175,000	

ATTACHMENT C - Revised on June 4, 2020

FY2020-21 Use of One-Time Funds						
					Description	Amount
					FY2019-20 Projected EOY Fund Balance:	0
					FY2019-20 Unallocated Fund Balance:	0
					Total Unallocated Fund Balances:	0
Fund	BU	ORG	Department	Account	Account Description	Amount
Revenue Adjustments						
1225	2910	DR	Disaster-Recovery	827802	Operating Transfer In (COVID-19 Contingency)	1,968,456
1225	2910	DR	Disaster-Recovery	827802	Operating Transfer In (Fire Safe Council Contract)	25,000
Total for BU 2910:						1,993,456
3260	0326	HO	Water Agency	827802	Operating Transfer In (Memberships)	44,000
Total for BU 0326:						44,000
7170	0717	IT	IT Reserves	827802	Operating Transfer In (IT Reserve)	684,067
7170	0717	IT	IT Reserves	827802	Operating Transfer In (Property Tax System)	516,000
Total for BU 0717:						1,200,067
					Total Revenue Adjustments:	3,237,523
Expense Adjustments						
1100	1000	ND	Non-Departmental Revenues	865802	Operating Transfer Out	(1,200,067)
1100	1000	ND	Non-Departmental Revenues	865802	Operating Transfer Out	(44,000)
1100	1000	ND	Non-Departmental Revenues	865802	Operating Transfer Out	(1,993,456)
Total for BU 1000:						(3,237,523)
1100	1910	LI	Land Improvement	862189	MCRCDD Contract Moved from MS	25,000
Total for BU 1910:						25,000
1100	1940	MS	Miscellaneous	861011	Salary Increases	969,864
1100	1940	MS	Miscellaneous	863280	MCRCDD Contact Move to LI	(25,000)
1100	1940	MS	Miscellaneous	863280	Fire Safe Council Contract Moved to DR	(25,000)
Total for BU 1940:						919,864
1100	7110	MU	Cultural Service Agency	862189	Art Council Contract Moved from MS	25,000
Total for BU 7110:						25,000
Use of One-Time Funds Summary						
					Total Expense Adjustments:	4,207,387
					Total Revenue Adjustments:	(3,237,523)
					NET of All Adjustments:	969,864
BU			ORG	Use of 1x \$		
2190			DR	1,993,456		
0717			IT	1,200,067		
0326			HO	44,000		
1910			LI	25,000		
1940			MS	25,000		
7110			MU	919,864		
Total Allocations:			4,207,387			
					Description	Amount
					NET Fund 1100 Adjustments:	4,207,387
					NET Fund 1225 Adjustments:	(1,993,456)
					NET Fund 1300 Adjustments:	(44,000)
					NET Fund 7170 Adjustments:	(1,200,067)
					Total General Fund (1100) Impact:	969,864

ATTACHMENT C

FY2020-21 Use of One-Time Funds							
					Description	Amount	
					FY2019-20 Projected EOY Fund Balance:	0	
					FY2019-20 Unallocated Fund Balance:	0	
					Total Unallocated Fund Balances:	0	
Fund	BU	ORG	Department	Account	Account Description	Amount	
Revenue Adjustments							
1225	2910	DR	Disaster-Recovery	827802	Operating Transfer In (COVID-19 Contingency)	1,968,456	
1225	2910	DR	Disaster-Recovery	827802	Operating Transfer In (Fire Safe Council Contract)	25,000	
Total for BU 2910:						1,993,456	
3260	0326	HO	Water Agency	827802	Operating Transfer In (Memberships)	44,000	
Total for BU 0326:						44,000	
7170	0717	IT	IT Reserves	827802	Operating Transfer In (IT Reserve)	684,067	
7170	0717	IT	IT Reserves	827802	Operating Transfer In (Property Tax System)	516,000	
Total for BU 0717:						1,200,067	
					Total Revenue Adjustments:	3,237,523	
Expense Adjustments							
1100	1000	ND	Non-Departmental Revenues	865802	Operating Transfer Out	(1,200,067)	
1100	1000	ND	Non-Departmental Revenues	865802	Operating Transfer Out	(44,000)	
1100	1000	ND	Non-Departmental Revenues	865802	Operating Transfer Out	(1,993,456)	
Total for BU 1000:						(3,237,523)	
1100	1910	LI	Land Improvement	862189	MCRCD Contract Moved from MS	25,000	
Total for BU 1910:						25,000	
1100	1940	MS	Miscellaneous	861011	Salary Increases	969,864	
1100	1940	MS	Miscellaneous	863280	MCRCD Contact Move to LI	(25,000)	
1100	1940	MS	Miscellaneous	863280	Fire Safe Council Contract Moved to DR	(25,000)	
Total for BU 1940:						919,864	
1100	7110	MU	Cultural Service Agency	862189	Art Council Contract Moved from MS	25,000	
Total for BU 7110:						944,864	
Use of One-Time Funds Summary							
					Total Expense Adjustments:	(2,292,659)	
					Total Revenue Adjustments:	3,237,523	
					NET of All Adjustments:	944,864	
BU			ORG	Use of 1x \$		Description	Amount
2190			DR	1,993,456		FY2019-20 Projected EOY Fund Balance:	0
0717			IT	1,200,067		FY2019-20 Unallocated Fund Balance:	0
0326			HO	44,000		-----	---
Total Allocations:			3,237,523		Total Unallocated Fund Balances:		0
Description						Amount	
NET Fund 1100 Adjustments:						(2,292,659)	
NET Fund 1225 Adjustments:						1,993,456	
NET Fund 1300 Adjustments:						44,000	
NET Fund 7170 Adjustments:						1,200,067	
Total General Fund (1100) Impact:						944,864	

ATTACHMENT D

Recommended Position Adjustments FY 2020-21

Budget Unit	Department	Position	Pos #	Funding Source	Action
Fund Existing Unfunded Positions					
2810	Cannabis Program	Program Administrator	4257	Cannabis Equity Grant	Fund
Add / Delete					
1160	General Services	Administrative Services Manager II	TBD	General Fund	Add
2310	Sheriff's Office	Legal Secretary II	4298	General Fund	Delete
2310	Sheriff's Office	Supervising Legal Secretary	TBD	General Fund	Add
2910	Executive Office	Sr. Administrative Analyst	TBD	Disaster Recovery	Add
4010	HHSA - Public Health	Supervising Therapist	2707	Realignment	Delete
4010	HHSA - Public Health	Sr. Community Health Worker	TBD	Realignment	Add
5010	HHSA - Social Services	Account Specialist III	4317	Fed, State, and Realignment	Delete
5010	HHSA - Social Services	Department Information Systems Analyst	TBD	Fed, State, and Realignment	Add
5010	HHSA - Social Services	Employment & Training Supervisor	2574	Fed (TANF)	Delete
5010	HHSA - Social Services	Eligibility Supervisor	TBD	Fed (TANF)	Add
5010	HHSA - Social Services	Legal Clerk II	3773	Fed, State, and Realignment	Delete
5010	HHSA - Social Services	Legal Secretary II	TBD	Fed, State, and Realignment	Add
5010	HHSA - Social Services	Legal Clerk II	3776	Fed, State, and Realignment	Delete
5010	HHSA - Social Services	Legal Secretary II	TBD	Fed, State, and Realignment	Add
5010	HHSA - Social Services	Legal Clerk II	3777	Fed, State, and Realignment	Delete
5010	HHSA - Social Services	Legal Secretary II	TBD	Fed, State, and Realignment	Add
5010	HHSA - Social Services	Legal Clerk II	3774	Fed, State, and Realignment	Delete
5010	HHSA - Social Services	Legal Secretary II	TBD	Fed, State, and Realignment	Add
5010	HHSA - Social Services	Legal Clerk III	4178	Fed, State, and Realignment	Delete
5010	HHSA - Social Services	Legal Secretary II	TBD	Fed, State, and Realignment	Add
5010	HHSA - Social Services	Legal Clerk III	3778	Fed, State, and Realignment	Delete
5010	HHSA - Social Services	Legal Secretary II	TBD	Fed, State, and Realignment	Add
5010	HHSA - Social Services	Mental Health Rehabilitation Specialist	3745	Fed, State, and Realignment	Delete
5010	HHSA - Social Services	Supervising Legal Secretary	TBD	Fed, State, and Realignment	Add
5010	HHSA - Social Services	Staff Assistant III	4316	Fed (TANF)	Delete
5010	HHSA - Social Services	Community Health Services Specialist II	TBD	Fed (TANF)	Add
5010	HHSA - Social Services	Staff Assistant III	2941	Fed (TANF)	Delete
5010	HHSA - Social Services	Screeener	TBD	Fed (TANF)	Add
5010	HHSA - Social Services	Staff Assistant III	3820	Fed (TANF)	Delete
5010	HHSA - Social Services	Screeener	TBD	Fed (TANF)	Add
5010	HHSA - Social Services	Staff Assistant III	3823	Fed (TANF)	Delete
5010	HHSA - Social Services	Screeener	TBD	Fed (TANF)	Add
5010	HHSA - Social Services	Staff Assistant III	3821	Fed (TANF)	Delete
5010	HHSA - Social Services	Screeener	TBD	Fed (TANF)	Add
5010	HHSA - Social Services	Staff Assistant III	2362	Fed (TANF)	Delete
5010	HHSA - Social Services	Screeener	TBD	Fed (TANF)	Add
5010	HHSA - Social Services	Staff Assistant III	1872	Fed (TANF)	Delete
5010	HHSA - Social Services	Screeener	TBD	Fed (TANF)	Add
5010	HHSA - Social Services	Staff Assistant III	1815	Fed (TANF)	Delete
5010	HHSA - Social Services	Screeener	TBD	Fed (TANF)	Add
Budget Unit Transfers					
0715	HR - Health Benefits	Staff Assistant II (Confidential)	4283	Health Benefits	Transfer Out BU0715
1320	Human Resources	Staff Assistant II (Confidential)	4283	General Fund	Transfer In BU1320
1320	Human Resources	Staff Assistant III (Confidential)	3541	General Fund	Transfer Out BU1320
0715	HR - Health Benefits	Staff Assistant III (Confidential)	3541	Health Benefits	Transfer In BU0715
1941	Clerk Recorder	Assessor Clerk Recorder Technician II	4253	General Fund	Transfer Out BU1941

ATTACHMENT D

1120	Assessor	Assessor Clerk Recorder Technician II	4253	General Fund	Transfer In BU1120
1944	Micrographics	Assessor Clerk Recorder Technician II	4256	General Fund	Transfer Out BU1944
1941	Clerk Recorder	Assessor Clerk Recorder Technician II	4256	General Fund	Transfer In BU1941
4013	HHSA - Public Health	Sr. Public Health Nurse	3861	State Allocation	Transfer Out BU4013
4080	HHSA - Public Health	Sr. Public Health Nurse	3861	State Allocation	Transfer In BU4080
4080	HHSA - Public Health	Staff Assistant II	3364	Realignment	Transfer Out BU4080
4010	HHSA - Public Health	Staff Assistant II	3364	Realignment	Transfer In BU4010
4080	HHSA - Public Health	Program Administrator	3654	Realignment	Transfer Out BU4080
4013	HHSA - Public Health	Program Administrator	3654	Realignment	Transfer In BU4013
5020	HHSA - Administration	Staff Services Administrator	3608	Fed, State, and Realignment	Transfer Out BU5020
4010	HHSA - Public Health	Staff Services Administrator	3608	Realignment	Transfer In BU4010
Delete Vacant Positions					
2550	Probation - Juvenile Hall	Head Cook - Juvenile Hall	1541	Vacant/Unfunded	Delete
2550	Probation - Juvenile Hall	Cook	3136	Vacant/Unfunded	Delete
2550	Probation - Juvenile Hall	Cook	3137	Vacant/Unfunded	Delete
2550	Probation - Juvenile Hall	Cook	3967	Vacant/Unfunded	Delete
2560	Probation	Staff Assistant I	3542	Vacant/Unfunded	Delete
2560	Probation	Legal Secretary II	3629	Vacant/Unfunded	Delete
Other Actions					
1920	Retirement	Retirement Administrator	3642	Retirement Trust, 2410	Title Change - Old
1920	Retirement	Executive Director	3642	Retirement Trust, 2410	Title Change - New

Actions Summary: Fund Existing 1.0 FTE; Delete 25.0 FTE; Add 21.0 FTE; Budget Unit Transfer 8.0 FTE; Other 1.0 FTE; Net FTE Change -4.0

ATTACHMENT E

PROJECTS	Total Five Year Funding		2020-21			2021-22		2022-23		2023-24		2024-25	
	General Fund	Non-GF	GF - Carry Forward	New General Fund	Non-GF	General Fund	Non-GF	General fund	Non-GF	General fund	Non-GF	General fund	Non-GF
Roof Replacements													
Administration Center Roof & HVAC	4,730,352	-	2,030,352	-	-	-	-	2,700,000	-	-	-	-	-
Roof Replacements - All Buildings	2,730,000	1,190,000	45,000	50,000	-	350,000	650,000	825,000	250,000	775,000	100,000	685,000	190,000
Roof Recoating to Extend Life - All Buildings	480,000	215,000	-	-	-	135,000	65,000	120,000	75,000	100,000	45,000	125,000	30,000
Public Health-Mental Health Roof & HVAC	-	2,400,000	-	-	-	-	1,900,000	-	500,000	-	-	-	-
Roof Replacement Totals	\$ 7,940,352	\$ 3,805,000	\$ 2,075,352	\$ 50,000	\$ -	\$ 485,000	\$ 2,615,000	\$ 3,645,000	\$ 825,000	\$ 875,000	\$ 145,000	\$ 810,000	\$ 220,000
Energy Efficiency Retrofitting & Upgrades													
Other Buildings - HVAC Replacement	680,000	520,000	-	60,000	100,000	70,000	85,000	210,000	115,000	205,000	115,000	135,000	105,000
Solar lighting & EV Charging Stations	175,000	250,000	-	-	85,000	-	45,000	-	45,000	-	-	175,000	75,000
Windows, Weatherization, Insulation	15,000	40,000	-	-	-	-	-	-	-	-	-	15,000	40,000
LED Lighting Upgrades	-	-	-	-	-	-	-	-	-	-	-	-	-
Energy Efficiency Retrofitting & Upgrades Totals	\$ 870,000	\$ 810,000	\$ -	\$ 60,000	\$ 185,000	\$ 70,000	\$ 130,000	\$ 210,000	\$ 160,000	\$ 205,000	\$ 115,000	\$ 325,000	\$ 220,000
Capital Facilities Maintenance & Compliance													
Exterior Painting - Jail Building #2	200,000	-	200,000	-	-	-	-	-	-	-	-	-	-
Exterior Sealing Repeater Sites	242,000	-	192,000	-	-	50,000	-	-	-	-	-	-	-
Exterior Painting Remaining Buildings	392,000	250,000	-	-	-	160,000	125,000	75,000	15,000	82,000	60,000	75,000	50,000
Interior Painting - Jail Building #1	225,000	-	-	-	-	-	-	225,000	-	-	-	-	-
Interior Painting - Remaining Buildings	260,000	372,000	-	-	62,000	60,000	100,000	50,000	90,000	30,000	60,000	120,000	60,000
Flooring Replacements - All Buildings	548,905	707,000	8,905	-	167,000	125,000	250,000	200,000	100,000	125,000	100,000	90,000	90,000
Parking Lot Rehabilitation - All Facilities	450,000	605,000	-	-	180,000	75,000	100,000	175,000	205,000	85,000	70,000	115,000	50,000
Museum ADA Entrance & Restrooms	175,000	-	175,000	-	-	-	-	-	-	-	-	-	-
ADA Retrofitting & Upgrades - All Facilities	320,000	255,000	-	20,000	55,000	50,000	50,000	50,000	50,000	50,000	50,000	150,000	50,000
Electrical Panel Upgrade Sheriff Admin	203,346	-	203,346	-	-	-	-	-	-	-	-	-	-
Electrical & Mechanical (Non-HVAC) Upgrades	578,050	280,000	153,050	-	20,000	100,000	110,000	100,000	50,000	125,000	40,000	100,000	60,000
Other Deferred Maintenance Projects	400,000	-	-	-	-	100,000	-	100,000	-	100,000	-	100,000	-
Un-reimbursed Flood & Mold Claims	161,000	115,000	61,000	20,000	35,000	20,000	20,000	20,000	20,000	20,000	20,000	20,000	20,000
Hazardous Tree Mitigation	216,730	90,000	46,730	20,000	-	50,000	30,000	40,000	20,000	30,000	20,000	30,000	20,000
Park Maintenance & Enhancements	400,000	-	-	-	-	100,000	-	200,000	-	50,000	-	50,000	-
Capital Facilities Maintenance & Compliance Totals	\$ 4,772,031	\$ 2,674,000	\$ 1,040,031	\$ 60,000	\$ 519,000	\$ 890,000	\$ 785,000	\$ 1,235,000	\$ 550,000	\$ 697,000	\$ 420,000	\$ 850,000	\$ 400,000
Fire-Life-Safety / Modernization Ageing Facilities													
Probation - Exiting and Fire Safety	360,000	-	-	-	-	260,000	-	100,000	-	-	-	-	-
Sheriff's Administration Building Upgrades	400,000	-	-	-	-	200,000	-	200,000	-	-	-	-	-
Fire-Life-Safety Compliance Improvements All Buildings	600,000	450,000	-	50,000	-	-	225,000	-	225,000	300,000	-	250,000	-
DOT Road Materials Covers & Video Security	-	380,000	-	-	-	-	155,000	-	100,000	-	125,000	-	-
Low Gap Bridge Repairs	650,000	-	-	-	-	-	-	-	-	650,000	-	-	-
Asbestos and Lead Abatement (Paint & Flooring)	111,795	90,000	21,795	-	-	25,000	25,000	25,000	25,000	20,000	20,000	20,000	20,000
Underground Storage Tank Mitigation & Monitoring	358,695	-	60,695	73,000	-	75,000	-	75,000	-	50,000	-	25,000	-
HIRSCH and other Security Improvements	105,000	236,000	-	-	131,000	30,000	30,000	25,000	25,000	30,000	30,000	20,000	20,000
Fire Alarm and Fire Suppression Systems	350,000	125,000	-	-	-	200,000	50,000	150,000	75,000	-	-	-	-
Workflow/Staffing Remodel Requests	615,000	485,000	-	15,000	85,000	150,000	100,000	150,000	100,000	150,000	100,000	150,000	100,000
Other Departmental Small Projects	115,000	120,000	-	15,000	20,000	25,000	25,000	25,000	25,000	25,000	25,000	25,000	25,000
Fire-Life-Safety / Modernization Ageing Facilities Totals	\$ 3,665,490	\$ 1,886,000	\$ 82,490	\$ 153,000	\$ 236,000	\$ 965,000	\$ 610,000	\$ 750,000	\$ 575,000	\$ 1,225,000	\$ 300,000	\$ 490,000	\$ 165,000
Major Projects - Capital Improvements													
Relocate 911 Servers & MCSO Equipment	160,000	-	160,000	-	-	-	-	-	-	-	-	-	-
New Generators and Generator Back-ups	197,643	577,000	72,643	-	452,000	75,000	75,000	50,000	50,000	-	-	-	-
Library Entrance & Small Projects	-	73,000	-	-	73,000	-	-	-	-	-	-	-	-
Public Health - Mental Health Siding Replacement	-	250,000	-	-	-	-	250,000	-	-	-	-	-	-
Pt. Arena Veterans Hall	40,000	-	-	-	-	25,000	-	15,000	-	-	-	-	-

ATTACHMENT E

Jail Expansion Project	1,500,000	25,000,000	-	790,000	-	410,000	-	300,000	15,000,000	-	10,000,000	-	-
Mental Health Treatment Act Projects - Measure B	-	3,181,000	-	-	2,931,000	-	250,000						
Parking Lot Rehabilitation - Jail & Central Services	625,000	-	375,000	-	-	250,000		-	-	-			
Microwave System Infrastructure Improvements	448,000	-	28,000	-	-	170,000	-	65,000	-	85,000	-	100,000	-
HHSa Facility Planning & Avila Center Expansion	-	1,180,000		-	-	-	-	-	80,000	-	675,000	-	425,000
Major Projects - Capital Improvements Totals	\$ 2,970,643	\$ 30,261,000	\$ 635,643	\$ 790,000	\$ 3,456,000	\$ 930,000	\$ 575,000	\$ 430,000	\$ 15,130,000	\$ 85,000	\$ 10,675,000	\$ 100,000	\$ 425,000
Roads & Bridges													
Corrective Maintenance	5,000,000	16,415,328		1,000,000	215,328	1,000,000	1,500,000	1,000,000	4,900,000	1,000,000	4,900,000	1,000,000	4,900,000
Road Reconstruction	-	3,316,381		-	162,600	-	-	-	-	-	948,781	-	2,205,000
Storm Damage	-	18,808,046		-	5,604,182	-	5,099,301	-	4,231,063	-	3,873,500	-	-
Bridge Replacement & Retrofits	-	42,442,796		-	4,815,196	-	8,149,215	-	12,968,667	-	8,550,081	-	7,959,637
Pedestrian Improvements	-	1,173,783		-	31,200	-	971,583	-	57,000	-	57,000	-	57,000
Sediment Reduction/Fish Barrier Removal/Other	-	2,354,915		-	292,462	-	712,453	-	1,050,000	-	300,000	-	-
Roads & Bridges Totals	\$ 5,000,000	\$ 84,511,249	\$ -	\$ 1,000,000	\$ 11,120,968	\$ 1,000,000	\$ 16,432,552	\$ 1,000,000	\$ 23,206,730	\$ 1,000,000	\$ 18,629,362	\$ 1,000,000	\$ 15,121,637
County Vehicle Fleet													
Replacement of County Vehicles	4,258,000	1,415,000		828,000	290,000	830,000	250,000	850,000	250,000	875,000	300,000	875,000	325,000
Replacement of County Vehicles Totals	\$ 4,258,000	\$ 1,415,000		\$ 828,000	\$ 290,000	\$ 830,000	\$ 250,000	\$ 850,000	\$ 250,000	\$ 875,000	\$ 300,000	\$ 875,000	\$ 325,000
Information Technology Maintenance & Upgrades													
Microwave System Link Improvements	225,000	-		-	-	225,000	-	-	-	-	-	-	-
IT Reserve (Equipment & Enterprise Software)	1,525,000	-		425,000	-	250,000	-	250,000	-	350,000	-	250,000	-
Countywide Document Imaging System	500,000	-		100,000	-	100,000	-	100,000	-	100,000	-	100,000	-
Information Technology Maintenance & Upgrades Totals	\$ 2,250,000	\$ -	\$ -	\$ 525,000	\$ -	\$ 575,000	\$ -	\$ 350,000	\$ -	\$ 450,000	\$ -	\$ 350,000	\$ -
Sub-Total	\$ 31,726,516	\$ 125,362,249	\$ 3,833,516	\$ 3,466,000	\$ 15,806,968	\$ 5,745,000	\$ 21,397,552	\$ 8,470,000	\$ 40,696,730	\$ 5,412,000	\$ 30,584,362	\$ 4,800,000	\$ 16,876,637
Total	\$ 157,088,765			\$ 19,272,968		\$ 27,142,552		\$ 49,166,730		\$ 35,996,362		\$ 21,676,637	

ATTACHMENT F

Fixed Assets & Structural Improvements				
BU	Department	Description	Estimate	Funding Source
1910	Land Improvement	Vehicles - x1 SUV	30,000	General Fund
BU-1910 Land Improvement Totals:			30,000	
2310	Sheriff-Coroner	Vehicles - Patrol Vehicles (x6 Std + x2 K9)	460,000	General Fund
		Vehicles - x1 SUV	55,000	General Fund
		Vehicles - x1 PU Truck	55,000	General Fund
BU-2310 Sheriff-Coroner Totals:			570,000	
2550	Juvenile Hall	Security System	14,687	General Fund
BU-2550 County Juvenile Hall Totals:			14,687	
2560	Probation	Vehicle - x1 SUV	33,000	General Fund
BU-2560 County Probation Totals:			33,000	
5010	Social Services	Storage Shed x1	20,000	Realignment
		Hirsch Gates x3	25,000	Realignment
		Generator x1	360,000	Realignment
		Fiber Optic Cable	20,000	Realignment
		Booth Strikers x6	26,000	Realignment
		Washer & Dryer	85,000	Realignment
		Lights & Cameras x 10	80,000	Realignment
BU-5010 Social Services Totals:			616,000	
6110	Library	Book Drop	10,000	Non-General Fund
BU-6110 Library Totals:			10,000	
TOTAL FIXED ASSETS			1,273,687	

ATTACHMENT G

2020-21 Operating Transfers																					
			Operating Transfers in (OTI) 82-7802																		
														Mental							
		Operating	Assessor											MHAD75	Disaster						
		Transfer Out	AS	Planning PB	Round	Little River		SUDT						MHAS33	Recovery	Whole	Cap Proj	Debt Svc DS	Water	IT Reserve	Total
Proposed Budget	Fund/BU/ORG	(OTO) 86-5802	1100-1120	1100-2851	1100-3050	1100-3050	1100-4010	1100-4012	1100-4013	1100-4025	1200-3010	1201-1710	1205-6110	1221-4050	1225-2910	1227-4072	1301-1713	1400-8010	3260-0326	7170-0717	Trans In
Non-Departmental	1100-1000-ND	9,917,862									3,766,860		1,379,826		1,993,456			1,533,653	44,000	1,200,067	9,917,862
Child Support Services	1100-2090-CS	217,000										217,000									217,000
Public Health Nursing	1100-4013-PNADM	30,000										30,000									30,000
Social Services	1100-5010-SS	1,361,708										1,110,000						251,708			1,361,708
Library	1205-6110-LB	73,000										73,000									73,000
Round Valley Airport	1207-3080-RA	24,964			24,964																24,964
Little River Airport	1208-3090-AV	20,000				20,000															20,000
Property Characteristics	1220-1122-AU	91,687	91,687																		91,687
Mental Health Services	1221-4050-MH	84,739										35,000						49,739			84,739
Planning & Building - Special Projects	1222-2852-PS	12,000		12,000																	12,000
Mental Health Services Act	1223-4051-MA*	507,686												353,656		154,030					507,686
Mental Health Treatment (Measure B)	1224-4052-ME	2,706,600															2,706,600				2,706,600
Intergov Transfers (IGT)	1226-4071-IG	2,825,000					695,000		1,830,000					300,000							2,825,000
Whole Person Care	1227-4072-PC	154,030						52,300						101,730							154,030
Capital Projects	1300-1712-CP	275,000										275,000									275,000
Health Insurance	7150-0715-HI	402,533								402,533											402,533
	Total Trans Out	18,703,809	91,687	12,000	24,964	20,000	695,000	52,300	1,830,000	402,533	3,766,860	1,740,000	1,379,826	755,386	1,993,456	154,030	2,706,600	1,835,100	44,000	1,200,067	18,703,809
	Total Trans In	18,703,809																			
	diff	0																			

Mendocino County Information Technology Master Planning Budget

Initiative	IT Initiative	Priority	Third Party Assistance Required	FY20-21	FY21-22	FY22-23	FY23-24
IT Infrastructure							
52	Network Upgrade	H	Y	\$ 250,000	\$ 1,000,000	\$ 1,250,000	
53	Structured Connectivity System	H	Y	\$ 25,000	\$ 25,000	\$ 25,000	\$ 25,000
	MCSO/Radio Computer Room Move	C	Y	\$ 750,000			
54	Storage Area Network (SAN) Upgrade	H	N		\$ 137,500		
54	Data Center Upgrades		N	\$ 25,000			
55	Cloud Computing	L	N		\$ 150,000		
56	IT Computer Equipment Replacement Plan	M	N	\$ 200,000	\$ 150,000	\$ 150,000	\$ 150,000
	Public Safety Mobiles	M	N	\$ 36,000	\$ 84,000	\$ 54,000	\$ 54,000
57	Internet Bandwidth - Resiliency	C	N	\$ 23,400	\$ 23,400	\$ 23,400	\$ 23,400
58	Windows 10 & Office Software Upgrades	M	N				
59	WebEOC	M	N		\$ 50,000		
60	Technology Support for the EOC	H	N		\$ 50,000		
61	Network Resiliency Study – Emergency Broadband Availability	C	Y				
62	Electronic Mail (GroupWise)	H	Y	\$ 213,600	\$ 93,600	\$ 95,472	\$ 97,381
63	E-Fax	M	N				\$ 25,000
64	VMware Upgrade & Server Refresh - Complete	H	N	\$ 45,000		\$ 160,000	
65	Remote Access Upgrade	M	N		\$ 25,000		
66	Wireless Network	H	N	\$ 35,000	\$ 35,000	\$ 35,000	\$ 35,000
67	Video Surveillance Assessment and Replacement	H	Y	\$ 50,000	\$ 100,000	\$ 100,000	\$ 100,000
68	Property Backup System	H	N			\$ 50,000	
69	Microwave and Multiplexer Replacement	C	Y	\$ 1,500,000			
69	Mux/MPLS Upgrade	C	Y				
70	Radio Systems Upgrades and Replacement	H	N			\$ 35,000	
70	Radio Repeaters - Capital Replacement	M	N				
70	Radio Repeaters - Spare Parts Inventory	C	N	\$ 30,000			\$ 30,000
70	Radio Spare Parts 19-20	H	N				
70	Radio - Voting comparators upgrade	H	N				
70.5	Tower Environmental/Power Alerts Alarms	H	Y				
71	Microwave Ring Expansion	M	Y		\$ 1,300,000		
71	Microwave resiliency Sonoma County Connection	M	Y			\$ 500,000	
72	Video Conferencing	H	N	\$ 26,000	\$ 26,000	\$ 26,000	\$ 26,000
73	Infrastructure Roles and Responsibilities	M	Y				
74	MCSO Structured Connectivity System	C	Y		\$ 250,000		

Mendocino County Information Technology Master Planning Budget

Initiative	IT Initiative	Priority	Third Party Assistance Required	FY20-21	FY21-22	FY22-23	FY23-24
75	MCSO Local Area Network (LAN) Upgrade	H	N				
a	Router Upgrade	H	N				
b	Firewall Upgrade	H	N				
c	District Attorney Firewall - CJIS compliance		N				
d	Switch Upgrades	C	Y	\$ 100,000			
e	Switch Upgrades Remote Offices	C	N				
f	Aegis Message Switch	H	N				
76	MCSO Infrastructure Upgrade (Servers, SAN, and Backups)	H	N				
	SO Server Upgrades	H	N				
	Aegis Server Replacement	H	N				
	Backup Server & Software upgrade	M	N				
	SO Resilient Server - Dispatch	M	N				
	SO Resilient Server - Admin	M	N	\$ 40,000			
77	Multi-Jurisdictional Radio Operations	H	N	\$ 40,000	\$ 40,000	\$ 40,000	\$ 40,000
78	Dispatch Radio Console Replacement	H	N	\$ 800,000			
IT Operations							
79	IT Operations – Enterprise Management Platform	H	N				
79	Help Desk Ticketing System	M	N	\$ 20,000			
79	IT Asset Management Automation	H	Y	\$ 25,000	\$ 25,000	\$ 18,000	
79	IT Automation Tools (Patch Management)	M	Y		\$ 18,000		
79	IT Support Metrics	M	Y		\$ 18,000		
79	Network Management Tools (Configuration Management)	M	N	\$ 25,000	\$ 18,000		
80	Mobile Device Management	H	N	\$ 3,000	\$ 3,000	\$ 3,000	\$ 3,000
81	IT Cost Recovery (IT Budget Allocations)	M	Y				
82	IT Procurement Practices	H	N				
83	IT Policies and Procedures	H	Y	\$ 7,800			
84	MCSO IT Operations - Enterprise Management Platform		N				
	AD Audit	H	N				
	Operations Software	H	N	\$ 20,000	\$ 50,000		\$ 20,000
	Cloud based backup	C	N	\$ 24,000	\$ 36,000	\$ 48,000	\$ 60,000
	Security Audit	M	Y			\$ 35,000	
IT Security							
85	Disaster Recovery Planning	H	Y	\$ 40,000			
86	Disaster Recovery Site Implementation	H	Y	\$ 250,000	\$ 100,000	\$ 100,000	
87	Backups	M	N	\$ 70,000			
88	Firewall Upgrade	H	N				\$ 50,000
89	IT Security Assessment	M	Y		\$ 50,000		

Mendocino County Information Technology Master Planning Budget

Initiative	IT Initiative	Priority	Third Party Assistance Required	FY20-21	FY21-22	FY22-23	FY23-24
90	Logging and Audit Trails	C	N	\$ 50,000			\$ 25,000
91	Records and Data Retention	C	N			\$ 55,000	
92	PCI Compliance - Study	M	N				
93	Domain Name Services Security	H	N	\$ 28,800	\$ 28,800	\$ 28,800	\$ 28,800
93	Artificial Intelligence Based Security Monitoring	C	Y		\$ 100,000		
93	Staff Security Awareness Training	C	N	\$ 20,000	\$ 20,000	\$ 20,000	\$ 20,000
GIS							
94	GIS Assessment and Master Plan	M	Y			\$ 100,000	
95	GIS Data Acquisition	M	Y				\$ 150,000
96	GIS Emergency Operations Readiness	H	Y	\$ 25,000	\$ 25,000	\$ 25,000	\$ 25,000
Telecommunications							
97	VoIP Phone System Upgrade and Resiliency	M	N		150000		
98	Phone System Training	M	Y	\$ 25,000			\$ 25,000
IT Staffing							
99	Business Analysis and Project Management Skill-Set Needs	M	Y				
				\$ 4,822,600	\$ 4,181,300	\$ 2,976,672	\$ 1,012,581
				\$ 1,972,856	\$ 1,270,000	\$ 1,130,000	\$ 475,000
Total Infrastructure + Application Spending				\$ 6,795,456	\$ 5,451,300	\$ 4,106,672	\$ 1,487,581

County of Mendocino
State of California
All Funds Summary
CEO Proposed Budget for Fiscal Year 2020-21

Fund Name	Fund Balance Undesignated June 30, 2020	Total Financing Sources			Total Financing Uses		
		Cancellation of Prior Year Reserves and Designations	Additional Financing Sources	Total Financing Sources	Financing Uses	Provision for Reserves and/or Designations	Total Financing Uses
(1)	(2)	(2)	(4)	(5)	(6)	(7)	(8)
Governmental Funds:							
County General Fund	-	241,579	222,394,204	222,635,783	222,635,783	-	222,635,783
Special Revenue Funds	36,593,880	-	92,921,808	129,515,688	98,568,879	30,946,808	129,515,688
Capital Projects Funds	771,182	-	2,934,600	3,705,782	3,996,600	(290,818)	3,705,782
Debt Service Funds	9,782,130	-	9,721,850	19,503,980	9,721,850	9,782,130	19,503,980
Total Governmental Funds	47,147,192	241,579	327,972,461	375,361,232	334,923,112	40,438,120	375,361,232
Other Funds:							
Internal Service Funds	-	-	-	-	-	-	-
Special Districts	1,369,465	-	1,891,472	3,260,937	1,849,072	1,411,865	3,260,937
Total Other Funds	1,369,465	-	1,891,472	3,260,937	1,849,072	1,411,865	3,260,937
Total All Funds	48,516,657	241,579	329,863,933	378,622,169	336,772,184	41,849,985	378,622,169

County of Mendocino
State of California
Governmental Funds Summary
CEO Proposed Budget for Fiscal Year 2020-21

County Funds	Fund Balance Undesignated June 30, 2020	Available Financing		Total Financing Sources	Financing Uses	Requirements	
		Cancellation of Prior Year Reserves and Designations	Additional Financing Sources			Increases to Reserves and/or Designations	Total Financing Uses
(1)	(2)	(2)	(4)	(5)	(6)	(7)	(8)
County Operating Funds:							
1100 County General Fund	-	241,579	222,394,204	222,635,783	222,635,783	-	222,635,783
Total General Fund	-	241,579	222,394,204	222,635,783	222,635,783	-	222,635,783
Special Revenue Funds							
1200 Road Fund	10,499,716		28,436,403	38,936,119	31,807,859	7,128,260	38,936,119
1201 Accumulated Capital Outlay Fund	3,613,238		1,768,000	5,381,238	5,501,516	(120,278)	5,381,238
1202 Landfill Closure Fund	-		460,200	460,200	1,824,774	(1,364,574)	460,200
1205 Library Fund	1,602,396		3,594,465	5,196,861	4,423,223	773,638	5,196,861
1206 Fish and Game Fund	114,622		11,700	126,322	11,700	114,622	126,322
1207 Special Aviation Fund-Round Valley	71,566		20,000	91,566	24,964	66,602	91,566
1208 Special Aviation Fund-Little River	83,495		20,000	103,495	20,000	83,495	103,495
1210 Supplemental Law Enforcement Fund	426,087		141,040	567,127	148,389	418,738	567,127
1211 Probation COPS AB1913/CPA	319,956		-	319,956	-	319,956	319,956
1213 Animal Care Mobile Spay & Neuter Program	3,325		107,250	110,575	139,552	(28,977)	110,575
1216 Sheriff Special Projects	91,422		400	91,822	11,203	80,619	91,822
1217 Recorder's Modernization	90,021		61,800	151,821	52,700	99,121	151,821
1218 Micrographics	(179)		94,819	94,640	94,819	(179)	94,640
1220 Assessor Property Characteristics Program	219,450		26,449	245,899	91,687	154,212	245,899
1221 Mental Health	1,365,145		24,159,520	25,524,665	24,175,270	1,349,395	25,524,665
1222 General Plan Update	1,106,417		697,500	1,803,917	517,000	1,286,917	1,803,917
1223 Mental Health Services Act	5,907,073		4,849,691	10,756,764	5,577,087	5,179,677	10,756,764
1224 Mental Health Treatment Act (Measure B)	10,001,077		8,700,000	18,701,077	2,993,175	15,707,902	18,701,077
1225 Disaster Recovery	1,079,053		11,537,827	12,616,880	11,177,905	1,438,975	12,616,880
1226 Intergovernmental Transfers	-		6,405,479	6,405,479	5,887,192	518,287	6,405,479
1227 Whole Person Care	-		1,829,265	1,829,265	4,088,864	(2,259,599)	1,829,265
Total Special Revenue Funds	36,593,880	-	92,921,808	129,515,688	98,568,879	30,946,808	129,515,688
Capital Projects Fund:							
1300 & 1301 Capital Projects	771,182	-	2,934,600	3,705,782	3,996,600	(290,818)	3,705,782
Total Capital Projects Fund	771,182	-	2,934,600	3,705,782	3,996,600	(290,818)	3,705,782
Debt Service Funds:							
1400 Debt Service Fund	2,024,572	-	1,869,100	3,893,672	1,869,100	2,024,572	3,893,672
1410 Pension Obligation Bonds Fund	7,757,558	-	7,852,750	15,610,308	7,852,750	7,757,558	15,610,308
Total Debt Service Funds	9,782,130	-	9,721,850	19,503,980	9,721,850	9,782,130	19,503,980
Total Governmental Funds	47,147,192	241,579	327,972,461	375,361,232	334,923,112	40,438,120	375,361,232

2019-20 Appropriations Limit

TBD

Appropriations Subject to Limitations

TBD

County of Mendocino
State of California

Estimated Fund Balance - Governmental Funds
As of June 30, 2020

County Funds	Fund Balance Per Auditor June 30, 2020	Less: Portion Reserved Designated at June 30			Fund Balance Available to Finance Current Year Budget
		Encumbrance	General and Other Reserves	Designations	
(1)	(2)	(2)	(4)	(5)	(6)
General Fund					
1100 County General Fund	24,910,712	857,351	17,117,557	6,935,804	-
Total General Fund	24,910,712	857,351	17,117,557	6,935,804	-
Special Revenue Funds					
1200 Road Fund	11,220,917	186,720	534,481	-	10,499,716
1201 Accumulated Capital Outlay Fund	4,253,267	640,029	-	-	3,613,238
1202 Landfill Closure Fund	4,076,556	-	-	4,076,556	-
1205 Library Fund	1,633,670	-	175	31,099	1,602,396
1206 Fish and Game Fund	114,622	-	-	-	114,622
1207 Spec Aviation Fund-Round Valley	71,566	-	-	-	71,566
1208 Spec Aviation Fund-Little River	83,495	-	-	-	83,495
1210 Supp Law Enforcement Fund	426,087	-	-	-	426,087
1211 Probation COPS AB1913/CPA	319,956	-	-	-	319,956
1213 Animal Care Mobile Spay Program	3,325	-	-	-	3,325
1216 Sheriff Special Projects	91,422	-	-	-	91,422
1217 Recorder's Modernization	90,021	-	-	-	90,021
1218 Micrographics Fund	(179)	-	-	-	(179)
1220 Assessor Property Characteristics	219,450	-	-	-	219,450
1221 Mental Health Fund	1,365,145	-	-	-	1,365,145
1222 General Plan Update Fund	1,106,417	-	-	-	1,106,417
1223 Mental Health Services Act	7,002,852	77,441	-	1,018,338	5,907,073
1224 Mental Health Treatment Act (Mea B)	10,001,077	-	-	-	10,001,077
1225 Disaster Recovery	1,079,053	-	-	-	1,079,053
1226 Intergovernmental Transfers	7,492,534	-	-	7,492,534	-
1227 Whole Person Care	1,275,901	-	-	1,275,901	-
Total Special Revenue Funds	51,927,154	904,190	534,656	13,894,428	36,593,880
Capital Project Fund					
1300 Capital Projects	771,182	-	-	-	771,182
Total Capital Projects Fund	771,182	-	-	-	771,182
Debt Service Funds					
1400 Debt Service Fund	2,024,572	-	-	-	2,024,572
1410 Pension Obligation Bonds Fund	7,757,558	-	-	-	7,757,558
Total Debt Service Funds	9,782,130	-	-	-	9,782,130
Total Governmental Funds	87,391,178	1,761,541	17,652,213	20,830,232	47,147,192

**County of Mendocino
State of California**

**Detail of Provisions for Reserves/Designations by Governmental Funds
CEO Proposed Budget for Fiscal Year 2020-21**

Description - Purpose (1)	Reserve/Designated Balance June 30, 2020 (2)	Amount Made Available For Financing by Cancellation		Increases or New Reserves/Designations To Be Provided in Budget Year		Total Reserves Designations for Budget Year (7)
		Proposed (2)	Adopted (4)	Proposed (5)	Adopted (6)	
General Fund						
General Reserve	11,787,010				-	11,787,010
Reserve for Retirement Contribution	4,500,000					4,500,000
Reserve for Teeter	648,302					648,302
Reserve for Inventory	177,326					177,326
Reserve for Imprest Cash	4,919					4,919
Designated for Planning - General Plan Update	1,851,027					1,851,027
Designated for Animal Care - Spay & Neuter Program	112,808					112,808
Designated for Public Health - Child Car Seat Program	3,296					3,296
Designated for Sheriff Vehicle Replacement	120,313					120,313
Designated for Sheriff Civil Automation	76,764					76,764
Designated for Sheriff Warrant System Update	114,865					114,865
Designated for Public Health Automation	74,578	71,839				2,739
Designated for Public Health - CCS Travel	53,295	53,295				-
Designated for AODP - Alcohol Abuse Education	43,934	43,934				-
Designated for AODP - Drug Abuse Education	72,511	72,511				-
Designated for Environmental Health - REHIT Program	25,374					25,374
Designated for Social Services - MH Audit Adjustment	1,000,000					1,000,000
Designated for Social Services - CalWorks/AS/Fam Conn	995,633					995,633
Designated for Social Services - CSOC DSS	1,558,480					1,558,480
Designated for Animal Care - Animal Rescue	31,596					31,596
Designated for PH Nursing - Targeted Case Mgmt Audit	79,943					79,943
Designated for Probation - Juvenile Probation Services	138,248					138,248
Designated for Calfire Dispatch Services	583,139					583,139
Total General Fund	24,053,361	241,579	-	-	-	23,811,782
Special Revenue Funds						
Road Fund						
Reserve for Inventory	534,381					534,381
Reserve for Imprest Cash	50					50
Landfill Closure						
Designated for Landfill Closure	2,060,983					2,060,983
Designated for Landfill Closure - South Coast	2,015,573					2,015,573
Library Fund						
Designated for Library Operations - Ukiah Branch	13,814					13,814
Designated for Library Operations - Fort Bragg Branch	4,712					4,712
Designated for Library Operations - Willits Branch	12,573					12,573
Reserve for Imprest Cash	175					175
Mental Health Fund						
Designated for MHSA Prudent Reserve	1,018,338					1,018,338
HMS Intergovernmental Transfers Fund						
Designated for Hospital & Medical Services - IGT Medi-Cal	7,492,534					7,492,534
Whole Person Care Fund						
Designated for Hospital & Medical Svcs - Whole Person Care	1,275,901					1,275,901
Total Special Revenue Funds	14,429,034	-	-	-	-	14,429,034
Capital Project Fund						
Capital Project Fund						
Designated for Capital Projects	-					-
Total Capital Project Fund	-	-	-	-	-	-
Debt Service Funds						
Debt Service Fund						
Designated for Debt Service	-					-
Pension Obligation Bond Fund						
Designated for Debt Service	-					-
Total Debt Service Funds	-	-	-	-	-	-
Total Governmental Funds	38,482,395	241,579	-	-	-	38,240,816

2710 - AGRICULTURE
Jim Donnelly, A47 Agriculture Commissioner/Sealer of Weights and Measures

State Controller
County Budget Act
2010

County of Mendocino
State of California
Budget Unit Financing Uses Detail
CEO Proposed Budget for Fiscal Year 2020-21

County Budget Form
Schedule 9

Classification:

Function: 2 Public Protection
Activity: 206 Public Protection - Protection

Budget Unit: 2710 Agriculture Dept
Fund: 1100 County General

Financing Uses Classification	2017-18 Actuals	2018-19 Actuals	2019-20 Estimate	2020-21 Request	2020-21 Proposed	2020-21 Adopted
(1)	(2)	(3)	(4)	(5)	(6)	(7)
Revenues						
822600 Other Permit	2,649	2,746	2,500	2,000	2,000	
823204 Misc Court Fine	850	1,000	3,500	1,000	1,000	
825411 State Aid Agri Gas Tax	33,995	157,203	141,000	185,000	185,000	
825412 State Reimis-EC Poison	116,382	117,954	116,000	116,000	116,000	
825413 Pesticide Regulatory	1,952	488	1,952	-	-	
825490 State Other	216,541	95,739	233,126	240,000	240,000	
826200 Agric Services	19,651	22,085	19,000	-	-	
826201 Agric Certification	1,920	2,615	2,500	1,500	1,500	
826202 Insp/Test Weights/Meas	78,400	4,304	200,000	175,000	175,000	
826205 Cannabis Applic.	432,818	111	-	130,000	130,000	
827801 Grant Revenue	-	-	-	93,870	93,870	
Total Revenues	905,158	404,245	719,578	944,370	944,370	-
Salaries & Employee Benefits						
861011 Regular Employees	650,766	487,613	591,938	479,975	479,975	
861012 Extra Help	122,077	135,131	95,000	67,567	67,567	
861013 Overtime Reg Emp	20,254	6,510	-	-	-	
861021 Co Cont Retirement	183,566	145,075	184,000	151,824	151,824	
861022 Co Cont OASDI	39,239	30,170	41,972	29,035	29,035	
861023 Co Cont Medicare	11,247	9,267	9,816	18,582	18,582	
861024 Co Cont Retire Incr	56,835	41,265	44,868	29,265	29,265	
861030 Co Cont Health Ins	99,804	37,600	32,319	37,691	37,691	
861031 Co Cont Unemp Ins	11,902	6,410	15,053	17,770	17,770	
861035 Co Cont Workers Comp	2,536	2,991	4,576	5,120	5,120	
Total Salaries & Employee Benefits	1,198,227	902,032	1,019,541	836,829	836,829	-
Services & Supplies						
862060 Communications	9,291	8,141	8,000	4,000	4,000	
862101 Insurance - General	146,465	146,674	173,609	179,547	179,547	
862120 Maint Equip	-	28	-	-	-	
862150 Memberships	3,050	3,050	3,250	3,250	3,250	
862170 Office Expense	13,408	3,843	5,000	5,000	5,000	
862187 Education & Training	774	406	700	6,000	6,000	
862189 Prof/Spec Svcs - Other	5,517	83,169	56,000	238,265	238,265	
862190 Pub/Legal Notice	862	1,142	1,000	1,000	1,000	
862230 Info Tech Equip	3,314	3,498	29,000	4,000	4,000	
862239 Spec Dept Expense	10,603	22,282	12,000	22,000	22,000	
862250 Trans/Travel	73,264	63,694	32,523	60,000	60,000	
862253 Travel Out of County	3,394	2,683	-	6,000	6,000	
Total Services & Supplies	269,942	338,611	321,082	529,062	529,062	-
Other Charges						
863280 Contr Other Agency	27,726	168,502	-	93,870	93,870	
Total Other Charges	27,726	168,502	-	93,870	93,870	-
Total Net Appropriations	1,495,895	1,409,145	1,340,623	1,459,761	1,459,761	-
Net County Cost (Fund Contribution)	590,737	1,004,900	621,045	515,391	515,391	-

0327 - AIR QUALITY MANAGEMENT DISTRICT
Barbara Moed, Air Pollution Control Officer

State Controller
County Budget Act
2010

County of Mendocino
State of California
Budget Unit Financing Uses Detail
CEO Proposed Budget for Fiscal Year 2020-21

County Budget Form
Schedule 15

Classification:

Function: 0
Activity: 0

Budget Unit: 0327 Mendo Co Air Quality Mgmt Dist
Fund: 3270 Mendo Co Air Quality Mgmt Dist

Financing Uses Classification	2017-18 Actuals	2018-19 Actuals	2019-20 Estimate	2020-21 Request	2020-21 Proposed	2020-21 Adopted
(1)	(2)	(3)	(4)	(5)	(6)	(7)
Revenues						
822260 Air Pollution Permit	270,243	286,447	264,000	280,000	280,000	
822600 Other Permit	28,011	17,963	6,000	10,000	10,000	
822611 Asbestos Rem Permit	4,290	3,200	2,500	2,500	2,500	
822612 Burn Permit	29,353	32,103	23,000	23,000	23,000	
823200 Other Court Fine	75	301	200	200	200	
823300 Forfeiture & Penalty	81,262	22,970	5,000	5,000	5,000	
824100 Interest	16,631	21,802	6,000	6,000	6,000	
825150 Motor Vehicle In Lieu	641,450	481,593	573,000	573,000	573,000	
825397 State Air Poll Subv	48,115	47,612	47,000	45,000	45,000	
825490 State Other	13,836	15,598	14,000	14,000	14,000	
825670 Federal Other	11,200	12,000	25,000	29,000	29,000	
826390 Other Charges	38,356	13,337	64,354	77,092	77,092	
827600 Other Sales	-	2,944	50	50	50	
827700 Other	470	3,563	2,500	2,500	2,500	
Total Revenues	1,183,292	961,432	1,032,604	1,067,342	1,067,342	-
Salaries & Employee Benefits						
861011 Regular Employees	371,943	424,029	435,052	505,091	505,091	
861012 Extra Help	-	3,361	15,540	15,540	15,540	
861013 Overtime Reg Emp	10,873	12,896	12,461	12,461	12,461	
861021 Co Cont Retirement	109,860	128,617	135,414	166,892	166,892	
861022 Co Cont OASDI	22,326	25,651	26,592	30,963	30,963	
861023 Co Cont Medicare	5,221	6,048	6,399	7,407	7,407	
861024 Co Cont Retire Incr	38,255	41,697	38,816	40,196	40,196	
861030 Co Cont Health Ins	64,656	58,252	75,587	80,192	80,192	
861031 Co Cont Unemp Ins	613	517	517	517	517	
861035 Co Cont Workers Comp	6,829	18,579	18,579	18,579	18,579	
Total Salaries & Employee Benefits	630,578	719,646	764,957	877,838	877,838	-
Services & Supplies						
862050 Clothing/Pers Items	117	212	500	500	500	
862060 Communications	9,705	10,868	10,000	10,000	10,000	
862090 Household Expense	3,259	4,103	4,800	4,800	4,800	
862101 Insurance - General	3,034	3,240	2,021	2,384	2,384	
862120 Maint - Equip	3,912	7,078	14,000	8,000	8,000	
862130 Maint - Strc/Impr/Grnd	-	-	500	500	500	
862150 Memberships	850	850	1,000	1,000	1,000	
862170 Office Expense	7,141	10,809	10,000	10,000	10,000	
862183 Legal Fees	312,302	25,174	43,000	43,000	43,000	
862187 Education & Training	676	499	1,000	1,000	1,000	
862189 Prof/Spec Svcs - Other	72,754	19,912	33,000	18,000	18,000	
862190 Pub/Legal Notice	144	259	500	500	500	
862194 A-87 Costs	28,960	39,723	30,000	28,000	28,000	
862210Rent/Lease Bldg Grds	23,603	24,902	27,000	27,000	27,000	
862220 Small Tool/Instrument	1,096	552	1,000	1,000	1,000	
862239 Spec Dept Expense	2,727	1,659	1,000	1,000	1,000	
862250 Trans/Travel	4,238	3,315	3,500	3,500	3,500	
862253 Travel Out of County	2,453	2,012	5,000	2,500	2,500	
862260 Utilities	4,510	5,164	5,000	5,000	5,000	
Total Services & Supplies	481,481	160,331	192,821	167,684	167,684	-
Other Charges						
863113 Pmt Other Gov Agency	4,994	4,994	5,000	5,000	5,000	
863136 Motor Vehicle Prog Grant	-	662,049	-	-	-	
Total Other Charges	4,994	667,043	5,000	5,000	5,000	-

Fixed Assets						
864370 Equipment	-	-	60,000	17,000	17,000	
Total Fixed Assets	-	-	60,000	17,000	17,000	-
Expend Transfer & Reimb						
865802 Oper Transfer Out	-	-	-	-	-	-
Total Expend Transfer & Reimb	-	-	-	-	-	-
Total Net Appropriations	1,117,052	1,547,020	1,022,778	1,067,522	1,067,522	-
Total Fund Balance Contribution	(66,240)	585,587	(9,826)	180	180	-

2085 - ALTERNATE DEFENDER
Aaron Jeffrey, Public Defender

State Controller
County Budget Act
2010

County of Mendocino
State of California
Budget Unit Financing Uses Detail
CEO Proposed Budget for Fiscal Year 2020-21

County Budget Form
Schedule 9

Classification:

Function: 2 Public Protection

Budget Unit: 2085 Alternate Defender

Activity: 201 Public Protection - Judicial

Fund: 1100 County General

Financing Uses Classification	2017-18 Actuals	2018-19 Actuals	2019-20 Estimate	2020-21 Request	2020-21 Proposed	2020-21 Adopted
(1)	(2)	(3)	(4)	(5)	(6)	(7)
Revenues						
826163 Legal Services Reimb	-	-	-	-	-	-
Total Revenues	-	-	-	-	-	-
Salaries & Employee Benefits						
861011 Regular Employees	538,715	580,245	464,695	408,784	408,784	
861012 Extra Help	9,950	-	16,053	-	-	
861013 Overtime Reg Emp	-	129	-	-	-	
861021 Co Cont Retirement	154,368	168,478	138,141	187,465	187,465	
861022 Co Cont OASDI	31,326	33,685	26,968	33,962	33,962	
861023 Co Cont Medicare	7,709	8,134	6,545	8,411	8,411	
861024 Co Cont Retire Incr	50,453	50,447	36,947	42,018	42,018	
861030 Co Cont Health Ins	41,414	40,793	34,351	42,736	42,736	
861031 Co Cont Unemp Ins	277	371	326	328	328	
861035 Co Cont Workers Comp	923	1,069	1,180	997	997	
Total Salaries & Employee Benefits	835,134	883,351	725,206	724,701	724,701	-
Services & Supplies						
862060 Communications	447	456	1,000	1,000	1,000	
862101 Insurance - General	2,008	2,207	1,944	2,449	2,449	
862110 Jury/Witness Expense	431	-	650	650	650	
862150 Memberships	2,249	2,603	3,000	3,000	3,000	
862170 Office Expense	22,856	12,550	20,700	20,700	20,700	
862187 Education & Training	1,833	1,122	3,000	3,000	3,000	
862189 Prof/Spec Svcs - Other	27,631	9,409	27,112	27,112	27,112	
862239 Spec Dept Expense	440	27	-			
862250 Trans/Travel	243	1,980	1,500	1,500	1,500	
862253 Travel Out of County	2,256	1,504	2,000	2,000	2,000	
Total Services & Supplies	60,394	31,858	60,906	61,411	61,411	-
Total Net Appropriations	895,528	915,209	786,112	786,112	786,112	-
Net County Cost (Fund Contribution)	895,528	915,209	786,112	786,112	786,112	-

2860 - ANIMAL CARE
Richard Molinari, Animal Care Director

State Controller
County Budget Act
2010

County of Mendocino
State of California
Budget Unit Financing Uses Detail
CEO Proposed Budget for Fiscal Year 2020-21

County Budget Form
Schedule 9

Classification:

Function: 2 Public Protection

Activity: 207 Public Protection - Other Protection

Budget Unit: 2860 Animal Care

Fund: 1100 County General

Financing Uses Classification	2017-18 Actuals	2018-19 Actuals	2019-20 Estimate	2020-21 Request	2020-21 Proposed	2020-21 Adopted
(1)	(2)	(3)	(4)	(5)	(6)	(7)
Revenues						
822100 Animal License	326,600	340,289	349,500	415,000	415,000	
823300 Forfeiture & Penalty	(15)	-	-	-	-	
826240 Humane Services	106,117	104,849	160,000	130,000	130,000	
826241 Incinerator Service	3,490	4,041	3,500	4,000	4,000	
826242 Dom Animal Care	138,723	(246,561)	123,935	77,500	77,500	
826390 Other Charges	124,998	209,932	146,500	76,000	76,000	
827600 Other Sales	316	-	-	-	-	
827707 Donation	3,876	3,327	4,500	4,500	4,500	
827802 Oper Transfer In	-	2,549	-	-	-	
Total Revenues	704,104	418,427	787,935	707,000	707,000	-
Salaries & Employee Benefits						
861011 Regular Employees	404,907	534,730	564,424	374,838	574,838	
861012 Extra Help	86,409	74,587	75,000	91,747	91,747	
861013 Overtime Reg Emp	14,986	10,171	10,000	10,000	10,000	
861021 Co Cont Retirement	113,843	147,525	8,037	196,571	196,571	
861022 Co Cont OASDI	25,084	33,084	34,672	38,700	38,700	
861023 Co Cont Medicare	7,214	8,845	8,108	10,381	10,381	
861024 Co Cont Retire Incr	35,301	41,331	167,102	36,937	36,937	
861030 Co Cont Health Ins	40,405	47,694	38,569	74,523	74,523	
861031 Co Cont Unemp Ins	3,784	3,175	2,609	1,771	1,771	
861035 Co Cont Workers Comp	60,771	77,260	101,471	122,402	122,402	
Total Salaries & Employee Benefits	792,703	978,402	1,009,992	957,870	1,157,870	-
Services & Supplies						
862050 Clothing/Pers Items	-	-	-	-	-	
862060 Communications	6,958	5,572	5,400	5,400	5,400	
862101 Insurance - General	8,597	10,104	11,521	15,301	15,301	
862120 Maintenance Equip	2,333	2,116	5,000	4,000	4,000	
862130 Maint - Strc/Impr/Grnds	1,336	-	-	-	-	
862140 Med Dntl & Lab Supplies	99,634	93,432	90,000	87,500	87,500	
862150 Memberships	464	900	1,000	500	500	
862170 Office Expense	23,861	22,979	25,000	23,500	23,500	
862185 Medical/Dental Svcs	452	1,311	3,750	-	-	
862187 Education & Training	965	900	6,000	4,500	4,500	
862189 Prof/Spec Svcs - Other	99,915	123,717	145,000	136,500	136,500	
862190 Publ/Legal Notice	1,642	481	1,000	500	500	
862239 Spec Dept Expense	243,859	176,583	117,772	102,050	102,050	
862250 Trans/Travel	149	6,671	12,788	12,000	12,000	
862253 Travel Out of County	-	711	2,333	1,000	1,000	
Total Services & Supplies	490,166	445,478	426,564	392,751	392,751	-
Expend Transfer & Reimb						
865380 Intrafund Transfers	(499)	(9,548)	(5,000)	-	-	
865802 Operating Transfer Out	20,523	-	-	-	-	
Total Expend Transfer & Reimb	20,024	(9,548)	(5,000)	-	-	-
Total Net Appropriations	1,302,893	1,414,331	1,431,556	1,350,621	1,550,621	-
Net County Cost (Fund Contribution)	598,789	995,904	643,621	643,621	843,621	-

2861 - MOBILE SPAY AND NEUTER PROGRAM
Richard Molinari, Animal Care Director

State Controller
County Budget Act
2010

County of Mendocino
State of California
Budget Unit Financing Uses Detail
CEO Proposed Budget for Fiscal Year 2020-21

County Budget Form
Schedule 9

Classification:

Function: 2 Public Protection

Budget Unit: 2861 Mobile Spay/Neuter

Activity: 207 Public Protection - Other Protection

Fund: 1213 Mobile Spay/Neuter Program

Financing Uses Classification	2017-18 Actuals	2018-19 Actuals	2019-20 Estimate	2020-21 Request	2020-21 Proposed	2020-21 Adopted
(1)	(2)	(3)	(4)	(5)	(6)	(7)
Revenues						
822100 Animal License	3,690	13,490	10,000	15,000	15,000	
824100 Interest	131	97	200	200	200	
826240 Humane Services	1,600	6,700	4,000	4,000	4,000	
826390 Other Charges	102,058	147,055	75,000	87,050	87,050	
827700 Other	-	-	750	250	250	
827707 Donation	836	809	500	750	750	
827802 Operating Transfer In	20,523	-	-	-	-	
Total Revenues	128,838	168,151	90,450	107,250	107,250	-
Salaries & Employee Benefits						
861012 Extra Help	-	14,450	-	33,405	33,405	
861023 Co Cont Medicare	-	210	-	484	484	
Total Salaries & Employee Benefits	-	14,660	-	33,889	33,889	-
Services & Supplies						
862060 Communications	527	655	500	650	650	
862101 Insurance - General	76	82	82	113	113	
862120 Maintenance - Equip	1,553	-	3,000	3,000	3,000	
862140 Med Dntl & Lab Supls	36,801	34,901	46,200	37,500	37,500	
862170 Office Expense	-	46	-	900	900	
862189 Prof/Spec Svcs - Other	19,709	28,187	23,000	56,000	56,000	
862239 Spec Dept Expense	67,723	87,070	77,000	5,500	5,500	
862250 Trans/Travel	2,449	-	2,000	2,000	2,000	
Total Services & Supplies	128,838	150,942	151,782	105,663	105,663	-
Expend Transfer & Reimb						
865802 Oper Transfer Out	-	2,549	-	-	-	-
Total Expend Transfer & Reimb	-	2,549	-	-	-	-
Total Net Appropriations	128,838	168,151	151,782	139,552	139,552	-

1120 - ASSESSOR
Katrina Bartolomie, Assessor-Clerk-Recorder

State Controller
County Budget Act
2010

County of Mendocino
State of California
Budget Unit Financing Uses Detail
CEO Proposed Budget for Fiscal Year 2020-21

County Budget Form
Schedule 9

Classification:

Function: 1 General Government

Budget Unit: 1120 Assessor

Activity: 101 General - Legislative & Administrative

Fund: 1100 County General

Financing Uses Classification	2017-18 Actuals	2018-19 Actuals	2019-20 Estimate	2020-21 Request	2020-21 Proposed	2020-21 Adopted
(1)	(2)	(3)	(4)	(5)	(6)	(7)
Revenues						
826390 Other Charges	20,742	11,540	-	-	-	
827600 Other Sales	13,152	8,933	12,000	12,000	12,000	
827602 Sale of Map - Assr	605	843	2,500	2,500	2,500	
827802 Oper Transfer In	-	-	90,028	91,687	91,687	
Total Revenues	34,499	21,316	104,528	106,187	106,187	-
Salaries & Employee Benefits						
861011 Regular Employees	963,483	841,558	1,089,507	1,078,566	1,078,566	
861013 Overtime Reg Emp	4,789	3,150	-	-	-	
861021 Co Cont Retirement	285,569	248,262	334,887	350,425	350,425	
861022 Co Cont OASDI	56,767	49,511	65,051	63,632	63,632	
861023 Co Cont Medicare	13,276	11,682	15,250	14,936	14,936	
861024 Co Cont Retire Incr	94,411	75,907	83,031	69,016	69,016	
861030 Co Cont Health Ins	134,564	91,278	164,208	165,926	165,926	
861031 Co Cont Unemp Ins	2,330	3,697	3,366	4,589	4,589	
861035 Co Cont Workers Comp	3,282	2,904	2,470	2,056	2,056	
Total Salaries & Employee Benefits	1,558,470	1,327,950	1,757,770	1,749,146	1,749,146	-
Services & Supplies						
862060 Communications	2,327	2,214	2,000	2,000	2,000	
862101 Insurance - General	9,981	5,007	8,165	8,298	8,298	
862120 Maint - Equip	4,809	531	5,000	5,000	5,000	
862150 Memberships	890	890	1,100	1,100	1,100	
862170 Office Expense	25,716	28,819	40,000	40,000	40,000	
862187 Education & Training	220	195	3,000	5,000	5,000	
862190 Publ & Legal Notices	100	95	-	-	-	
862239 Spec Dept Expense	171	1,236	-	-	-	
862250 Trans/Travel	11,386	3,544	24,524	30,000	30,000	
862253 Travel Out of County	1,307	1,478	2,000	2,000	2,000	
Total Services & Supplies	56,907	44,007	85,789	93,398	93,398	-
Fixed Assets						
864370 Equipment	-	-	-	-	-	-
Total Fixed Assets	-	-	-	-	-	-
Expend Transfer & Reimb						
865380 Intrafund Transfers	-	-	-	-	-	-
Total Expend Transfer & Reimb	-	-	-	-	-	-
Total Net Appropriations	1,615,377	1,371,957	1,843,559	1,842,544	1,842,544	-
Net County Cost (Fund Contribution)	1,580,879	1,350,641	1,739,031	1,736,357	1,736,357	-

1122 ASSESSOR PROPERTY CHARACTERISTICS
Katrina Bartolomie, Assessor-Clerk-Recorder

State Controller
County Budget Act
2010

County of Mendocino
State of California
Budget Unit Financing Uses Detail
CEO Proposed Budget for Fiscal Year 2020-21

County Budget Form
Schedule 9

Classification:

Function: 1 General Government

Activity: 101 General - Legislative & Administrative

Budget Unit: 1122 Property Characteristics

Fund: 1220 Assessor Prop Characteristics

Financing Uses Classification	2017-18 Actuals	2018-19 Actuals	2019-20 Estimate	2020-21 Request	2020-21 Proposed	2020-21 Adopted
(1)	(2)	(3)	(4)	(5)	(6)	(7)
Revenues						
824100 Interest	2,209	3,208	-	-	-	
827600 Other Sales	23,805	23,372	25,000	26,449	26,449	
Total Revenues	26,014	26,580	25,000	26,449	26,449	-
Services & Supplies						
862194 A-87 Costs	-	-	-	-	-	-
862239 Spec Dept Expense	-	-	-	-	-	-
Total Services & Supplies	-	-	-	-	-	-
Fixed Assets						
864370 Equipment	-	-	-	-	-	-
Total Fixed Assets	-	-	-	-	-	-
Expend Transfer & Reimb						
865802 Oper Transfer Out	-	-	90,028	91,687	91,687	
Total Expend Transfer & Reimb	-	-	90,028	91,687	91,687	-
Total Net Appropriations	-	-	90,028	91,687	91,687	-
Net County Cost (Fund Contribution)	(26,014)	(26,580)	65,028	65,238	65,238	-

1410 - COUNTY CLERK - ELECTIONS DIVISION
Katrina Bartolomie, Assessor-Clerk-Recorder

State Controller
County Budget Act
2010

County of Mendocino
State of California
Budget Unit Financing Uses Detail
CEO Proposed Budget for Fiscal Year 2020-21

County Budget Form
Schedule 9

Classification:

Function: 1 General Government

Budget Unit: 1410 County Clerk - Election

Activity: 101 General - Legislative & Administrative

Fund: 1100 County General

Financing Uses Classification	2017-18 Actuals	2018-19 Actuals	2019-20 Estimate	2020-21 Request	2020-21 Proposed	2020-21 Adopted
(1)	(2)	(3)	(4)	(5)	(6)	(7)
Revenues						
823300 Forfeiture & Penalty	-	-	-	-	-	-
825398 SB90 Reimb	-	-	-	-	-	-
826140 Election Services	96,816	171,520	34,700	86,800	86,800	
826390 Other Charges	161,578	-	-	-	-	-
827802 Operating Transfer In	-	-	-	-	-	-
Total Revenues	258,393	171,520	34,700	86,800	86,800	-
Salaries & Employee Benefits						
861011 Regular Employees	145,855	138,789	148,054	125,207	149,224	
861012 Extra Help	46,996	29,836	25,000	25,000	25,000	
861013 Overtime Reg Emp	2,276	1,588	-	-	-	-
861021 Co Cont Retirement	41,645	34,643	45,334	48,408	48,408	
861022 Co Cont OASDI	8,834	8,421	9,058	8,836	8,836	
861023 Co Cont Medicare	2,770	2,425	2,118	2,067	2,067	
861024 Co Cont Retire Incr	13,501	10,371	9,253	7,954	7,954	
861030 Co Cont Health Ins	11,843	7,435	13,224	34,326	34,326	
861031 Co Cont Unemp Ins	278	1,677	2,080	2,235	2,235	
861035 Co Cont Workers Comp	188	997	748	915	915	
Total Salaries & Employee Benefits	274,185	236,183	254,869	254,948	278,965	-
Services & Supplies						
862060 Communications	400	51	500	250	250	
862101 Insurance - General	524	601	690	855	855	
862120 Maint - Equip	-	-	1,000	500	500	
862150 Memberships	450	-	-	-	-	-
862170 Office Expense	39,128	19,010	35,000	35,000	35,000	
862187 Education & Training	1,618	33	-	2,000	2,000	
862189 Prof/Spec Svcs - Other	-	-	-	15,000	15,000	
862190 Publ/Legal Notice	297	1,314	3,000	3,000	3,000	
862210 Rent/Lease Bldg Grnds	2,630	1,290	3,000	3,000	3,000	
862231 Election Suppl & Svcs	203,776	98,095	80,000	80,000	80,000	
862239 Spec Dept Expense	66,249	68,161	58,409	64,625	64,625	
862250 Trans/Travel	462	2,099	-	500	500	
862253 Travel Out of County	-	365	-	2,000	2,000	
Total Services & Supplies	315,535	191,019	181,599	206,730	206,730	-
Fixed Assets						
864370 Equipment	-	-	-	26,800	26,800	-
Total Fixed Assets	-	-	-	26,800	26,800	-
Total Net Appropriations	589,721	427,202	436,468	488,478	512,495	-
Net County Cost (Fund Contribution)	331,327	255,682	401,768	401,678	425,695	-

1941 - CLERK-RECORDER
Katrina Bartolomie, Assessor-Clerk-Recorder

State Controller
County Budget Act
2010

County of Mendocino
State of California
Budget Unit Financing Uses Detail
CEO Proposed Budget for Fiscal Year 2020-21

County Budget Form
Schedule 9

Classification:

Function: 1 General Government

Budget Unit: 1941 County Clerk

Activity: 101 General - Legislative & Administrative

Fund: 1100 County General

Financing Uses Classification	2017-18 Actuals	2018-19 Actuals	2019-20 Estimate	2020-21 Request	2020-21 Proposed	2020-21 Adopted
(1)	(2)	(3)	(4)	(5)	(6)	(7)
Revenues						
822602 Marriage Lic FCC GC 2684	28,263	29,374	26,000	29,000	29,000	
826255 Recorder Mod Fee	230	526	-	-	-	
826259 Recorder Svc Fee	1,991	975	800	900	900	
826261 Recording Fee	265,169	275,504	221,963	230,000	230,000	
826266 Clerk Fee	50,013	56,387	52,000	50,000	50,000	
826404 Returned Check Chg	50	100	-	-	-	
827600 Other Sales	72,064	75,079	68,000	70,000	70,000	
827700 Other	447	674	500	500	500	
Total Revenues	418,228	438,618	369,263	380,400	380,400	-
Salaries & Employee Benefits						
861011 Regular Employees	80,272	112,550	117,535	127,206	127,206	
861012 Extra Help	4,437	-	-	-	-	
861013 Overtime Reg Emp	649	878	-	-	-	
861021 Co Cont Retirement	22,512	31,498	36,404	41,480	41,480	
861022 Co Cont OASDI	4,857	6,717	6,794	7,364	7,364	
861023 Co Cont Medicare	1,201	1,571	1,589	1,722	1,722	
861024 Co Cont Retire Incr	7,208	9,227	9,515	7,907	7,907	
861030 Co Cont Health Ins	9,125	14,795	24,087	25,554	25,554	
861031 Co Cont Unemp Ins	194	187	188	164	164	
861035 Co Cont Workers Comp	2,255	2,154	2,087	2,307	2,307	
Total Salaries & Employee Benefits	132,711	179,577	198,199	213,704	213,704	-
Services & Supplies						
862060 Communications	1,982	1,988	2,000	2,000	2,000	
862101 Insurance - General	1,968	2,207	2,639	3,126	3,126	
862120 Maint - Equip	15,161	14,127	16,000	16,000	16,000	
862150 Memberships	500	950	950	1,000	1,000	
862170 Office Expense	33,400	33,952	32,485	36,000	36,000	
862187 Education & Training	806	478	500	3,000	3,000	
862239 Spec Dept Expense	146	26	-	-	-	
862253 Travel Out of County	1,063	262	500	3,000	3,000	
Total Services & Supplies	55,026	53,989	55,074	64,126	64,126	-
Fixed Assets						
864370 Equipment	7,569	-	-	-	-	-
Total Fixed Assets	7,569	-	-	-	-	-
Expend Transfer & Reimb						
865380 Intrafund Transfers	(104)	-	-	-	-	-
Total Expend Transfer & Reimb	(104)	-	-	-	-	-
Total Net Appropriations	195,202	233,566	253,273	277,830	277,830	-
Net County Cost (Fund Contribution)	(223,025)	(205,052)	(115,990)	(102,570)	(102,570)	-

1942 - RECORDER MODERNIZATION
Katrina Bartolomie, Assessor-Clerk-Recorder

State Controller
County Budget Act
2010

County of Mendocino
State of California
Budget Unit Financing Uses Detail
CEO Proposed Budget for Fiscal Year 2020-21

County Budget Form
Schedule 9

Classification:

Function: 1 General Government

Budget Unit: 1942 Modernization

Activity: 101 General - Legislative & Administrative

Fund: 1217 Recorder Modernization

Financing Uses Classification	2017-18 Actuals	2018-19 Actuals	2019-20 Estimate	2020-21 Request	2020-21 Proposed	2020-21 Adopted
(1)	(2)	(3)	(4)	(5)	(6)	(7)
Revenues						
824100 Interest	1,598	1,788	800	800	800	
826255 Recorder Mod Fee	31,041	4,171	51,000	60,000	60,000	
826390 Other Charges	10,771	11,539	10,000	1,000	1,000	
Total Revenues	43,411	17,498	61,800	61,800	61,800	-
Services & Supplies						
862120 Maint - Equip	-	-	100	100	100	
862170 Office Expense	-	-	100	100	100	
862239 Spec Dept Expense	46,840	49,182	50,000	52,500	52,500	
Total Services & Supplies	46,840	49,182	50,200	52,700	52,700	-
Total Net Appropriations	46,840	49,182	50,200	52,700	52,700	-
Net County Cost (Fund Contribution)	3,429	31,684	(11,600)	(9,100)	(9,100)	-

1944 - MICROGRAPHICS
Katrina Bartolomie, Assessor-Clerk-Recorder

State Controller
County Budget Act
2010

County of Mendocino
State of California
Budget Unit Financing Uses Detail
CEO Proposed Budget for Fiscal Year 2020-21

County Budget Form
Schedule 9

Classification:

Function: 1 General Government

Budget Unit: 1944 Micrographics

Activity: 101 General - Legislative & Administrative

Fund: 1218 Micrographics

Financing Uses Classification	2017-18 Actuals	2018-19 Actuals	2019-20 Estimate	2020-21 Request	2020-21 Proposed	2020-21 Adopted
(1)	(2)	(3)	(4)	(5)	(6)	(7)
Revenues						
824100 Interest	(250)	(425)	-	-	-	
826255 Recorder Mod Fee	38,134	56,696	55,528	57,819	57,819	
826260 Micrographic Fee	17,327	15,253	14,000	17,000	17,000	
827600 Other Sales	25,921	17,244	18,000	20,000	20,000	
Total Revenues	81,132	88,768	87,528	94,819	94,819	-
Salaries & Employee Benefits						
861011 Regular Employees	43,531	50,100	46,497	51,917	51,917	
861013 Overtime Reg Emp	151	-	-	-	-	
861021 Co Cont Retirement	13,181	15,286	14,474	17,101	17,101	
861022 Co Cont OASDI	2,485	2,876	2,613	2,932	2,932	
861023 Co Cont Medicare	581	673	611	686	686	
861024 Co Cont Retire Incr	4,667	5,045	4,148	4,133	4,133	
861030 Co Cont Health Ins	11,843	10,163	13,212	14,017	14,017	
861031 Co Cont Unemp Ins	55	53	54	55	55	
861035 Co Cont Workers Comp	85	85	97	103	103	
Total Salaries & Employee Benefits	76,578	84,281	81,706	90,944	90,944	-
Services & Supplies						
862060 Communications	-	-	100	-	-	
862101 Insurance - General	169	194	222	275	275	
862120 Maint - Equip	-	-	500	500	500	
862170 Office Expense	140	99	1,000	100	100	
862210 Rent/Lease Bldg Grnds	4,245	4,374	4,000	3,000	3,000	
Total Services & Supplies	4,554	4,666	5,822	3,875	3,875	-
Total Net Appropriations	81,132	88,947	87,528	94,819	94,819	-
Net County Cost (Fund Contribution)	-	179	-	-	-	-

1110- AUDITOR-CONTROLLER
Lloyd B. Weer, Auditor-Controller

State Controller
County Budget Act
2010

County of Mendocino
State of California
Budget Unit Financing Uses Detail
CEO Proposed Budget for Fiscal Year 2020-21

County Budget Form
Schedule 9

Classification:

Function: 1 General Government

Budget Unit: 1110 Auditor-Controller

Activity: 101 General - Legislative & Administrative

Fund: 1100 County General

Financing Uses Classification	2017-18 Actuals	2018-19 Actuals	2019-20 Estimate	2020-21 Request	2020-21 Proposed	2020-21 Adopted
(1)	(2)	(3)	(4)	(5)	(6)	(7)
Revenues						
826115 Debt Service Fee	129,146	173,018	135,000	135,000	135,000	
826120 Accounting Fee	111,529	145,389	100,000	100,000	100,000	
826390 Other Charges	24,829	1,580	7,500	7,500	7,500	
827400 Prior Year Revenue	-	-	50,000	50,000	50,000	
827600 Other Sales	267	299	300	300	300	
827703 Cancel Outlawed Warr	16,867	-	30,000	30,000	30,000	
827802 Oper Transfer In	650	-	-	-	-	
Total Revenues	283,288	320,286	322,800	322,800	322,800	-
Salaries & Employee Benefits						
861011 Regular Employees	804,008	844,538	838,338	809,941	888,279	
861012 Extra Help	33,107	16,955	2,000	2,000	2,000	
861021 Co Cont Retirement	237,295	248,784	258,943	288,807	288,807	
861022 Co Cont OASDI	47,514	48,836	49,114	52,112	52,112	
861023 Co Cont Medicare	11,593	11,918	11,692	12,410	12,410	
861024 Co Cont Retire Incr	79,626	74,087	64,370	57,982	57,982	
861030 Co Cont Health Ins	93,123	86,400	102,963	104,313	104,313	
861031 Co Cont Unemp Ins	697	833	740	601	601	
861035 Co Cont Workers Comp	1,342	1,628	1,599	1,593	1,593	
Total Salaries & Employee Benefits	1,308,305	1,333,979	1,329,759	1,329,759	1,408,097	
Services & Supplies						
862060 Communications	934	976	1,200	1,100	1,100	
862101 Insurance - General	2,293	2,635	3,056	3,719	3,719	
862150 Memberships	396	396	500	500	500	
862170 Office Expense	26,222	22,802	27,135	26,712	26,712	
862187 Education & Training	1,400	2,055	2,000	2,000	2,000	
862190 Pub/Legal Notice	3,362	614	500	500	500	
862230 Info Tech Equip	2,041	-	2,000	2,000	2,000	
862239 Spec Dept Expense	-	10	-	-	-	
862250 Trans/Travel	3,445	2,302	3,496	3,356	3,356	
862253 Travel Out of County	2,925	5,593	5,000	5,000	5,000	
863340 Taxes & Assessments	2,925	1,943	5,000	-	-	
Total Services & Supplies	43,019	39,325	44,887	44,887	44,887	-
Other Charges						
863340 Taxes/Assmnts	(0)	-	-	-	-	-
Total Other Charges	(0)	-	-	-	-	-
Fixed Assets						
864370 Equipment	-	-	-	-	-	-
Total Fixed Assets	-	-	-	-	-	-
Expend Transfer & Reimb						
865380 Intrafund Transfers	-	-	-	-	-	-
Total Expend Transfer & Reimb	-	-	-	-	-	-
Total Net Appropriations	1,351,324	1,373,304	1,374,646	1,374,646	1,452,984	-
Net County Cost (Fund Contribution)	1,068,036	1,053,018	1,051,846	1,051,846	1,130,184	-

1000 - NON-DEPARTMENTAL REVENUE

Lloyd B. Weer, Auditor-Controller

State Controller
County Budget Act
2010

County of Mendocino
State of California
Budget Unit Financing Uses Detail
CEO Proposed Budget for Fiscal Year 2020-21

County Budget Form
Schedule 9

Classification:

Function: 1 General Government
Activity: 102 General - Finance

Budget Unit: 1000 Nondepartmental Revenue
Fund: 1100 County General

Financing Uses Classification	2017-18 Actuals	2018-19 Actuals	2019-20 Estimate	2020-21 Request	2020-21 Proposed	2020-21 Adopted
(1)	(2)	(3)	(4)	(5)	(6)	(7)
Revenues						
821110 Curr Secured Prop Tax	33,595,380	35,161,716	36,000,000	37,000,000	37,000,000	
821120 Curr Unsec Prop Tax	967,268	1,043,859	1,000,000	1,000,000	1,000,000	
821130 Supplemental Roll Tax	440,066	748,972	700,000	500,000	500,000	
821220 Prior Unsec Prop Tax	(26,094)	59,984	50,000	50,000	50,000	
821400 Pen/Cost Delinq Tax	949,794	749,836	700,000	500,000	500,000	
821500 Sales & Use Tax	6,382,048	6,594,284	6,500,000	6,200,000	6,200,000	
821600 Timber Yield Tax	662,781	883,448	800,000	800,000	800,000	
821701 Room Occupancy Tax	5,682,028	5,872,388	6,000,000	5,000,000	5,000,000	
821702 Property Transfer Tax	668,839	615,913	600,000	700,000	700,000	
821704 Prop Tax In Lieu of VLF	11,340,056	11,797,060	11,800,000	12,200,000	12,200,000	
821706 Williamson Act Replacement	487,259	580,538	580,000	598,000	598,000	
821707 Cannabis Business Tax	1,296,125	3,711,693	2,500,000	3,500,000	3,500,000	
822210 Franchise	871,804	876,534	800,000	870,000	870,000	
824100 Interest	807,487	1,032,538	1,000,000	1,000,000	1,000,000	
825150 Motor Vehilce In Lieu	39,161	35,807	36,000	50,000	50,000	
825481 Homeowner Exemption	282,441	278,952	300,000	280,000	280,000	
825490 State Other	130,000	130,000	130,000	130,000	130,000	
825650 Fed Grazing Fee	930	1,154	-	-	-	
825660 Fed Land in Lieu Tax	641,536	810,909	800,000	700,000	700,000	
825670 Federal Other	92	-	-	-	-	
826402 Cost Plan Charges	2,467,399	2,595,366	2,600,000	3,125,697	3,125,697	
827400 Prior Year Revenue	816	23	-	-	-	
827700 Other	92,823	2,000	90,000	100,000	100,000	
827701 Refund Jury/Witness Fee	35	258,413	-	-	-	
827715 Tobacco Settlement	956,820	873,969	900,000	900,000	900,000	
Total Revenues	68,736,895	74,715,357	73,886,000	75,203,697	75,203,697	-
Expend Transfer & Reimb						
865802 Oper Transfer Out	10,152,939	10,705,533	8,231,035	6,680,339	9,917,862	
Total Expend Transfer & Reimb	10,152,939	10,705,533	8,231,035	6,680,339	9,917,862	-
Total Net Appropriations	10,152,939	10,705,533	8,231,035	6,680,339	9,917,862	-
Net County Cost (Fund Contribution)	(58,583,956)	(64,009,824)	(65,654,965)	(68,523,358)	(65,285,835)	-

1930 - TEETER PLAN
Lloyd B. Weer, Auditor-Controller

State Controller
County Budget Act
2010

County of Mendocino
State of California
Budget Unit Financing Uses Detail
CEO Proposed Budget for Fiscal Year 2020-21

County Budget Form
Schedule 9

Classification:

Function: 1 General Government

Activity: 101 General - Legislative & Administrative

Budget Unit: 1930 Teeter Plan Debt Service

Fund: 1100 County General

Financing Uses Classification	2017-18 Actuals	2018-19 Actuals	2019-20 Estimate	2020-21 Request	2020-21 Proposed	2020-21 Adopted
(1)	(2)	(3)	(4)	(5)	(6)	(7)
Revenues						
821210 Prior Secured Prop Tax	3,429,952	2,911,322	3,200,000	3,200,000	3,200,000	
821400 Pen/Cost on Delinq Tax	1,812,352	1,427,780	1,700,000	1,700,000	1,700,000	
Total Revenues	5,242,304	4,339,102	4,900,000	4,900,000	4,900,000	-
Other Charges						
863310 Interest	223,527	312,653	1,000,000	500,000	500,000	
863311 Principal	3,607,760	3,758,225	3,900,000	4,400,000	4,400,000	
Total Other Charges	3,831,287	4,070,878	4,900,000	4,900,000	4,900,000	-
Total Net Appropriations	3,831,287	4,070,878	4,900,000	4,900,000	4,900,000	-
Net County Cost (Fund Contribution)	(1,411,017)	(268,224)	-	-	-	-

1940 - MISCELLANEOUS BUDGET
Lloyd B. Weer, Auditor-Controller

State Controller
County Budget Act
2010

County of Mendocino
State of California
Budget Unit Financing Uses Detail
CEO Proposed Budget for Fiscal Year 2020-21

County Budget Form
Schedule 9

Classification:

Function: 1 General Government

Budget Unit: 1940 Miscellaneous Budget

Activity: 101 General - Legislative & Administrative

Fund: 1100 County General

Financing Uses Classification	2017-18 Actuals	2018-19 Actuals	2019-20 Estimate	2020-21 Request	2020-21 Proposed	2020-21 Adopted
(1)	(2)	(3)	(4)	(5)	(6)	(7)
Revenues						
821510 Sales Tax-Public Safey	408,537	418,231	412,000	431,000	431,000	
827707 Donation	25,000	-	-	-	-	
Total Revenues	433,537	418,231	412,000	431,000	431,000	-
Salaries & Employee Benefits						
861011 Regular Employees	205,017	226,490	5,210,000	210,000	1,179,864	
861021 Co Cont Retirement	61,638	59,314	210,000	210,000	210,000	
861022 Co Cont OASDI	12,711	14,042	13,500	13,500	13,500	
861023 Co Cont Medicare	2,973	3,284	3,100	3,100	3,100	
861024 Co Cont Retire Incr	21,822	19,577	40,000	40,000	40,000	
Total Salaries & Employee Benefits	304,160	322,708	5,476,600	476,600	1,446,464	-
Services & Supplies						
862101 Insurance - General	11,475	13,130	15,484	20,081	20,081	
862170 Office Expense	0	-	-	-	-	
862181 Auditing & Fiscal Svcs	61,201	55,180	60,000	71,200	71,200	
862187 Education & Training	133,783	153,238	140,000	145,000	145,000	
862189 Prof/Spec Svcs - Other	102,766	132,493	74,880	57,663	57,663	
862239 Spec Dept Expense	5,705	101,877	135,000	-	-	
Total Services & Supplies	314,929	455,918	425,364	293,944	293,944	-
Other Charges						
863113 Pmt Other Gov Agency	727,224	681,629	704,960	625,000	625,000	
863280 Contr Other Agency	187,252	117,894	100,000	150,000	100,000	
Total Other Charges	914,476	799,523	804,960	775,000	725,000	-
Total Net Appropriations	1,533,565	1,578,149	6,706,924	1,545,544	2,465,408	-
Net County Cost (Fund Contribution)	1,100,028	1,159,918	6,294,924	1,114,544	2,034,408	-

8010 - GENERAL DEBT SERVICE - COPs
Lloyd B. Weer, Auditor-Controller

State Controller
County Budget Act
2010
Expend Transfer & Reimb

County of Mendocino
State of California
Budget Unit Financing Uses Detail
CEO Proposed Budget for Fiscal Year 2020-21

County Budget Form
Schedule 9

Classification:

Function: 8 Debt Service
Activity: 801 Debt Service - Retirement of LT Debt

Budget Unit: 8010 Debt Service
Fund: 1400 Debt Service

Financing Uses Classification	2017-18 Actuals	2018-19 Actuals	2019-20 Estimate	2020-21 Request	2020-21 Proposed	2020-21 Adopted
(1)	(2)	(3)	(4)	(5)	(6)	(7)
Revenues						
823110 Crim Just Const Fund	11,400	11,500	11,500	12,000	12,000	
824100 Interest	(3,360)	(6,273)	(4,000)	(8,000)	(8,000)	
825810 Other Govt Agency Aid	39,807	35,447	39,000	30,000	30,000	
827802 Oper Transfer In	1,840,736	1,848,127	1,824,250	1,835,100	1,835,100	
Total Revenues	1,888,582	1,888,801	1,870,750	1,869,100	1,869,100	-
Services & Supplies						
862170 Office Expense	-	2	-	-	-	
862189 Prof/Spec Svcs - Other	1,100	1,100	1,100	1,100	1,100	
862239 Spec Dept Expense	2,320	2,316	2,500	2,500	2,500	
Total Services & Supplies	3,420	3,417	3,600	3,600	3,600	-
Other Charges						
863310 Interest	753,635	717,398	677,150	635,500	635,500	
863311 Principal	1,115,000	1,150,000	1,190,000	1,230,000	1,230,000	
Total Other Charges	1,868,635	1,867,398	1,867,150	1,865,500	1,865,500	-
Total Net Appropriations	1,872,055	1,870,815	1,870,750	1,869,100	1,869,100	-
Net County Cost (Fund Contribution)	(16,527)	(17,986)	-	-	-	-

8011 - DEBT SERVICE - PENSION OBLIGATION BONDS
Lloyd B. Weer, Auditor-Controller

State Controller
County Budget Act
862183 Legal Fee

County of Mendocino
State of California
Budget Unit Financing Uses Detail
CEO Proposed Budget for Fiscal Year 2020-21

County Budget Form
Schedule 9

862190 Pub/Legal Notice

Function: 8 Debt Service

Activity: 801 Debt Service - Retirement of LT Debt

Budget Unit: 8011 Pension Oblig Bonds

Fund: 1410 Pension Oblig Bonds

Financing Uses Classification	2017-18 Actuals	2018-19 Actuals	2019-20 Estimate	2020-21 Request	2020-21 Proposed	2020-21 Adopted
(1)	(2)	(3)	(4)	(5)	(6)	(7)
Revenues						
824100 Interest	(28,820)	(36,730)	(37,000)	(58,000)	(58,000)	
826400 Co Share Retire	9,018,656	7,359,328	7,203,000	7,910,750	7,910,750	
Total Revenues	8,989,836	7,322,599	7,166,000	7,852,750	7,852,750	-
Services & Supplies						
862189 Prof/Spec Svcs - Other	2,100	1,600	2,100	2,000	2,000	
862239 Spec Dept Expense	2,470	2,470	2,500	2,000	2,000	
Total Services & Supplies	4,570	4,070	4,600	4,000	4,000	-
Other Charges						
863310 Interest	3,240,890	2,978,276	2,701,200	2,408,750	2,408,750	
863311 Principal	4,630,000	4,885,000	5,155,000	5,440,000	5,440,000	
Total Other Charges	7,870,890	7,863,276	7,856,200	7,848,750	7,848,750	-
Total Net Appropriations	7,875,460	7,867,346	7,860,800	7,852,750	7,852,750	-
Net County Cost (Fund Contribution)	(1,114,376)	544,747	694,800	-	-	-

9991 - APPROPRIATION FOR CONTINGENCIES
Lloyd B. Weer, Auditor-Controller

State Controller
County Budget Act
2010

County of Mendocino
State of California
Budget Unit Financing Uses Detail
CEO Proposed Budget for Fiscal Year 2020-21

County Budget Form
Schedule 9

Classification:

Function: 9 Contingencies
Activity: 999 Miscellaneous

Budget Unit: 9991 Provision for Contingency
Fund: 1100 County General

Financing Uses Classification	2017-18 Actuals	2018-19 Actuals	2019-20 Estimate	2020-21 Request	2020-21 Proposed	2020-21 Adopted
(1)	(2)	(3)	(4)	(5)	(6)	(7)
869991 Approp for Contingency	-	-	-	-	-	-
Total	-	-	-	-	-	-
Total Net Appropriations	-	-	-	-	-	-

0712 - UNEMPLOYMENT INSURANCE PROGRAM
Lloyd B. Weer, Auditor-Controller

State Controller
County Budget Act
2010

County of Mendocino
State of California
Budget Unit Financing Uses Detail
CEO Proposed Budget for Fiscal Year 2020-21

County Budget Form
Schedule 10

Classification:

Function: 0
Activity: 0

Budget Unit: 0712 Unemployment Insurance
Fund: 7120 Unemployment Insurance

Financing Uses Classification	2017-18 Actuals	2018-19 Actuals	2019-20 Estimate	2020-21 Request	2020-21 Proposed	2020-21 Adopted
(1)	(2)	(3)	(4)	(5)	(6)	(7)
Operating Revenues						
824100 Interest	7,318	9,598	11,000	11,000	11,000	
826401 I.S.F. Services	200,000	200,000	200,000	200,000	200,000	
827700 Other	-	-	-	-	-	-
Total Operating Revenues	207,318	209,598	211,000	211,000	211,000	-
Operating Expenses						
Services & Supplies						
862103 Insurance - Unemp	181,920	195,393	210,000	210,000	210,000	
862189 Prof/Spec Svcs - Other	861	861	1,000	1,000	1,000	
Total Services & Supplies	182,781	196,254	211,000	211,000	211,000	-
Total Operating Expenses	182,781	196,254	211,000	211,000	211,000	-
Operating Income (Loss)	24,537	13,344	-	-	-	-
Change in Net Assets	24,537	13,344	-	-	-	-
Net Assets - Beginning Balance	132,763	98,822	112,166	112,166	112,166	112,166
Net Assets - Ending Balance	157,300	112,166	112,166	112,166	112,166	112,166

0717 - INFORMATION TECHNOLOGY REPLACEMENT FUND

Lloyd B. Weer, Auditor-Controller
Carmel J. Angelo, Chief Executive Officer

State Controller
County Budget Act
2010

County of Mendocino
State of California
Budget Unit Financing Uses Detail
CEO Proposed Budget for Fiscal Year 2020-21

County Budget Form
Schedule 10

Classification:

Function: 0
Activity: 0

Budget Unit: 0717 Software Acquisition
Fund: 7170 Software Acquisition

Financing Uses Classification	2017-18 Actuals	2018-19 Actuals	2019-20 Estimate	2020-21 Request	2020-21 Proposed	2020-21 Adopted
(1)	(2)	(3)	(4)	(5)	(6)	(7)
Operating Revenues						
823110 Criminal Justice Constr	-	-	-	14,200	14,200	
824100 Interest	30,317	39,572	35,000	35,000	35,000	
826392 Data Processing	-	-	-	12,742	12,742	
827802 Oper Transfer In	425,000	1,000,000	508,825	-	1,200,067	
Total Operating Revenues	455,317	1,039,572	543,825	61,942	1,262,009	-
Operating Expenses						
Services & Supplies						
862061 Comm Lease	-	-	-	301,284	301,284	
862062 Comm Microwave	-	-	-	2,400	2,400	
862120 Maint - Equip	-	-	-	456,850	456,850	
862189 Prof & Spec Scvs - Other	-	11,495	300,000	991,490	991,490	
862230 Info Tech Equip	512,126	237,967	158,825	58,300	58,300	
862239 Spec Dept Expense	8,586	432,943	750,000	3,727,585	4,243,585	
862253 Trvl & Trsp Out of County	3,744	-	-	-	-	-
Total Services & Supplies	524,456	682,405	1,208,825	5,537,909	6,053,909	-
Expend Transfer & Reimb						
865380 Intrafund Transfer	-	-	-	(49,525)	(49,525)	-
Total Expend Transfer & Reimb	-	-	-	(49,525)	(49,525)	-
Total Operating Expenses	524,456	682,405	1,208,825	5,488,384	6,004,384	-
Operating Income (Loss)	(69,140)	357,167	(665,000)	(5,426,442)	(4,742,375)	-
Change in Net Assets	(69,140)	357,167	(665,000)	(5,426,442)	(4,742,375)	-
Net Assets - Beginning Balance	2,025,360	2,095,525	2,452,692	1,787,692	1,787,692	1,787,692
Net Assets - Ending Balance	1,956,220	2,452,692	1,787,692	(3,638,750)	(2,954,683)	1,787,692

1015 - BOARD OF SUPERVISORS**John Haschak, Chair**State Controller
County Budget Act
2010County of Mendocino
State of California
Budget Unit Financing Uses Detail
CEO Proposed Budget for Fiscal Year 2020-21County Budget Form
Schedule 9

Classification:

Function: 1 General Government

Budget Unit: 1015 Board of Supervisors

Activity: 101 General - Legislative & Administrative

Fund: 1100 County General

Financing Uses Classification	2017-18 Actuals	2018-19 Actuals	2019-20 Estimate	2020-21 Request	2020-21 Proposed	2020-21 Adopted
(1)	(2)	(3)	(4)	(5)	(6)	(7)
Revenues						
827700 Other	-	1,000	-	-	-	-
Total Revenues	-	1,000	-	-	-	-
Salaries & Employee Benefits						
861011 Regular Employees	383,020	462,561	509,959	426,979	480,971	
861012 Extra Help	-	2,857	-	-	-	
861021 Co Cont Retirement	82,943	114,063	142,823	143,075	143,075	
861022 Co Cont OASDI	23,308	28,085	30,942	29,169	29,169	
861023 Co Cont Medicare	5,451	6,610	7,236	6,822	6,822	
861024 Co Cont Retire Incr	26,277	32,647	34,315	28,204	28,204	
861030 Co Cont Health Ins	33,106	34,805	47,554	45,864	45,864	
861035 Co Cont Workers Comp	808	1,055	1,309	1,448	1,448	
Total Salaries & Employee Benefits	554,912	682,683	774,138	681,561	735,553	-
Services & Supplies						
862060 Communications	7,515	8,623	6,500	6,000	6,000	
862101 Insurance - General	1,451	1,769	2,040	2,532	2,532	
862150 Memberships	39,082	39,114	40,000	40,000	40,000	
862170 Office Expense	2,909	3,244	7,500	5,000	5,000	
862187 Education & Training	-	-	500	500	500	
862189 Prof/Spec Svcs - Other	24,500	-	24,500	7,500	7,500	
862200 Rents & Leases - Equipment	320	-	2,000	1,000	1,000	
862230 Info Tech Equipment	-	-	1,000	1,000	1,000	
862239 Spec Dept Expense	11,235	10,109	16,868	15,000	15,000	
862250 Trans/Travel	-	192	500	500	500	
862253 Travel Out of County	11,313	19,610	10,000	15,000	15,000	
Total Services & Supplies	98,325	82,662	111,408	94,032	94,032	-
Total Net Appropriations	653,237	765,345	885,546	775,593	829,585	-
Net County Cost (Fund Contribution)	653,237	764,345	885,546	775,593	829,585	-

2090 - CHILD SUPPORT SERVICES
Anne Molgaard, Interim Child Support Director

State Controller
County Budget Act
2010

County of Mendocino
State of California
Budget Unit Financing Uses Detail
CEO Proposed Budget for Fiscal Year 2020-21

County Budget Form
Schedule 9

Classification:

Function: 2 Public Protection

Activity: 201 Public Protection - Judicial

Budget Unit: 2090 Child Support Services

Fund: 1100 County General

Financing Uses Classification	2017-18 Actuals	2018-19 Actuals	2019-20 Estimate	2020-21 Request	2020-21 Proposed	2020-21 Adopted
(1)	(2)	(3)	(4)	(5)	(6)	(7)
Revenues						
824100 Interest	6,239	8,792	6,000	8,500	8,500	
825686 Fed Aid Child Supp	1,695,079	1,735,792	2,077,006	2,044,701	2,044,701	
826162 State Aid Child Supp	872,988	893,438	1,023,003	1,053,331	1,053,331	
Total Revenues	2,574,306	2,638,022	3,106,009	3,106,532	3,106,532	-
Salaries & Employee Benefits						
861011 Regular Employees	1,259,990	1,298,265	1,507,301	1,508,392	1,508,392	
861012 Extra Help	23,481	43,092	25,000	15,000	15,000	
861013 Overtime Reg Emp	57,020	18,860	25,000	25,000	25,000	
861021 Co Cont Retirement	361,525	379,744	470,547	491,650	491,650	
861022 Co Cont OASDI	77,704	77,702	89,661	89,355	89,355	
861023 Co Cont Medicare	18,643	19,005	21,291	20,958	20,958	
861024 Co Cont Retire Incr	118,712	113,063	121,286	102,841	102,841	
861030 Co Cont Health Ins	163,986	158,595	229,432	202,634	202,634	
Total Salaries & Employee Benefits	2,081,061	2,108,325	2,489,518	2,455,830	2,455,830	-
Services & Supplies						
862060 Communications	7,509	8,136	8,740	9,700	9,700	
862120 Maint - Equip	605	605	2,000	2,500	2,500	
862130 Maint - Strc/Impr/Grnds	48,261	44,715	40,505	44,013	44,013	
862150 Memberships	3,535	3,191	3,515	3,750	3,750	
862160 Misc Expense	-	981	2,500	2,500	2,500	
862170 Office Expense	61,096	109,644	67,268	70,203	70,203	
862182 Data Processing Svcs	25,986	43,894	27,728	45,116	45,116	
862187 Education & Training	4,728	11,658	10,225	10,225	10,225	
862189 Prof/Spec Svcs - Other	133,869	108,268	95,053	57,607	57,607	
862190 Pub/Legal Notice	172	-	-	-	-	
862239 Spec Dept Expense	9	268	6,000	1,250	1,250	
862250 Trans/Travel	3,109	4,449	3,250	3,250	3,250	
862253 Travel Out of County	7,483	32,987	22,500	13,000	13,000	
862260 Utilities	20,957	20,815	23,247	26,080	26,080	
Total Services & Supplies	317,319	389,611	312,531	289,194	289,194	-
Fixed Assets						
864370 Equipment	-	-	-	-	-	-
Total Fixed Assets	-	-	-	-	-	-
Expend Transfer & Reimb						
865802 Oper Transfer Out	31,999	2,550	126,000	217,000	217,000	
Total Expend Transfer & Reimb	31,999	2,550	126,000	217,000	217,000	-
Total Net Appropriations	2,430,379	2,500,486	2,928,049	2,962,024	2,962,024	-
Net County Cost (Fund Contribution)	(143,927)	(137,536)	(177,960)	(144,508)	(144,508)	-

1210 - COUNTY COUNSEL
Chirstian M. Curtis, County Counsel

State Controller
County Budget Act
2010

County of Mendocino
State of California
Budget Unit Financing Uses Detail
CEO Proposed Budget for Fiscal Year 2020-21

County Budget Form
Schedule 9

Classification:

Function: 1 General Government

Budget Unit: 1210 County Counsel

Activity: 101 General - Legislative & Administrative

Fund: 1100 County General

Financing Uses Classification	2017-18 Actuals	2018-19 Actuals	2019-20 Estimate	2020-21 Request	2020-21 Proposed	2020-21 Adopted
(1)	(2)	(3)	(4)	(5)	(6)	(7)
Revenues						
826161 Legal Services	22,779	28,994	20,000	20,000	20,000	
826163 Legal Svcs Reimb	4,127	5,278	3,000	3,000	3,000	
826230 Estate Fee - Pub Admin	876	-	-	-	-	
826278 Interfund - Legal	263,700	430,587	400,000	400,000	400,000	
826390 Other Charges	3,514	12,279	400	400	400	
827600 Other Sales	105	2,306	-	-	-	
Total Revenues	295,100	479,443	423,400	423,400	423,400	-
Salaries & Employee Benefits						
861011 Regular Employees	1,014,931	1,112,788	1,185,766	1,169,818	1,296,427	
861013 Overtime Reg Emp	987	467	-	-	-	
861021 Co Cont Retirement	290,760	322,468	312,547	343,817	343,817	
861022 Co Cont OASDI	59,025	64,701	60,327	64,011	64,011	
861023 Co Cont Medicare	14,067	15,442	14,287	15,032	15,032	
861024 Co Cont Retire Incr	93,326	92,724	75,018	64,625	64,625	
861030 Co Cont Health Ins	107,983	90,724	113,532	106,430	106,430	
861031 Co Cont Unemp Ins	3,421	3,468	3,113	2,290	2,290	
861035 Co Cont Workers Comp	1,395	1,801	2,008	2,002	2,002	
Total Salaries & Employee Benefits	1,585,896	1,704,583	1,766,598	1,768,025	1,894,634	-
Services & Supplies						
862060 Communications	3,341	3,531	3,468	3,468	3,468	
862101 Insurance - General	3,171	91,574	108,233	145,754	145,754	
862120 Maint - Equip	171	-	870	870	870	
862150 Memberships	9,319	8,517	9,790	11,000	11,000	
862170 Office Expense	8,279	10,422	16,000	16,000	16,000	
862187 Education & Training	1,141	727	2,500	2,500	2,500	
862189 Prof/Spec Svcs - Other	226,058	45,388	195,000	230,000	230,000	
862190 Publ/Legal Notice	75	528	500	500	500	
862230 Info Tech Equip	386	635	2,000	2,000	3,000	
862239 Spec Dept Expense	42,095	32,376	9,654	26,000	26,000	
862250 Trans/Travel	1,557	2,261	3,300	3,300	3,300	
862253 Travel Out of County	3,852	2,912	6,600	6,600	6,600	
Total Services & Supplies	299,446	198,870	357,915	447,992	448,992	-
Fixed Assets						
864370 Equipment	-	-	-	-	-	-
Total Fixed Assets	-	-	-	-	-	-
Expend Transfer & Reimb						
865380 Intrafund Transfers	(1,001,006)	(707,370)	(976,533)	(1,045,191)	(1,045,191)	
865802 Oper Transfer Out	-	-	-	-	-	
Total Expend Transfer & Reimb	(1,001,006)	(707,370)	(976,533)	(1,045,191)	(1,045,191)	-
Total Net Appropriations	884,336	1,196,084	1,147,980	1,170,826	1,298,435	-
Net County Cost (Fund Contribution)	589,235	716,641	724,580	747,426	875,035	-

6110 - LIBRARY
Karen Horner, CSA Director

State Controller
County Budget Act
2010

County of Mendocino
State of California
Budget Unit Financing Uses Detail
CEO Proposed Budget for Fiscal Year 2020-21

County Budget Form
Schedule 9

Classification:

Function: 6 Education

Budget Unit: 6110 Mendocino County Library

Activity: 602 Education - Library Services

Fund: 1205 County Library

Financing Uses Classification	2017-18 Actuals	2018-19 Actuals	2019-20 Estimate	2020-21 Request	2020-21 Proposed	2020-21 Adopted
(1)	(2)	(3)	(4)	(5)	(6)	(7)
Revenues						
821500 Sales & Use Tax	1,939,984	2,058,558	2,140,000	2,140,000	2,140,000	
824100 Interest	28,662	34,954	31,800	34,954	34,954	
826370 Library Services	60,295	58,217	50,000	30,885	30,885	
827600 Other Sales	8,267	8,272	8,000	8,000	8,000	
827707 Donation	1,717	1,608	1,500	800	800	
827801 Grant Revenue	-	111,349	-	-	-	
827802 Oper Transfer In	1,300,241	1,326,243	1,352,771	1,379,826	1,379,826	
Total Revenues	3,339,166	3,599,200	3,584,071	3,594,465	3,594,465	-
Salaries & Employee Benefits						
861011 Regular Employees	1,272,752	1,380,409	1,467,467	1,603,207	1,603,207	
861012 Extra Help	58,466	56,794	49,563	50,000	50,000	
861013 Overtime Reg Emp	35,435	37,623	25,000	20,000	20,000	
861021 Co Cont Retirement	314,045	348,153	400,917	469,535	469,535	
861022 Co Cont OASDI	66,862	75,086	79,452	88,409	88,409	
861023 Co Cont Medicare	19,237	20,685	20,336	22,303	22,303	
861024 Co Cont Retire Incr	94,381	93,157	89,024	85,102	85,102	
861030 Co Cont Health Ins	164,774	160,494	215,249	206,582	206,582	
861031 Co Cont Unemp Ins	7,656	7,445	4,046	4,033	4,033	
861035 Co Cont Workers Comp	51,164	48,864	50,728	73,561	73,561	
Total Salaries & Employee Benefits	2,084,772	2,228,710	2,401,782	2,622,732	2,622,732	-
Services & Supplies						
862060 Communications	13,700	19,882	32,000	244,187	244,187	
862090 Household Expense	102,620	118,247	90,000	125,000	125,000	
862101 Insurance - General	20,779	23,876	28,866	35,164	35,164	
862120 Maint - Equip	6,747	14,198	10,000	15,000	15,000	
862130 Maint - Strc/Impr/Grnds	45,818	51,195	50,000	30,000	30,000	
862150 Memberships	5,442	1,560	1,200	1,200	1,200	
862170 Office Expense	33,483	47,471	45,000	35,000	35,000	
862185 Medical/Dental Svcs	2,096	2,778	3,000	2,500	2,500	
862187 Education & Training	3,293	1,596	5,000	3,000	3,000	
862189 Prof/Spec Svcs - Other	183,454	191,595	240,000	250,000	250,000	
862190 Publ/Legal Notice	1,916	2,134	2,000	2,000	2,000	
862194 A-87 Costs	243,125	394,471	461,341	514,440	514,440	
862210 Rents & Leases - Bldg Grnds	21,600	27,632	35,000	39,000	39,000	
862230 Info Tech Equip	31,058	24,248	50,000	30,000	30,000	
862239 Spec Dept Expense	537,233	517,437	400,000	300,000	300,000	
862250 Trans/Travel	21,955	28,287	25,000	20,000	20,000	
862253 Travel Out of County	3,482	3,418	5,000	4,000	4,000	
862260 Utilities	65,285	74,205	77,000	77,000	77,000	
Total Services & Supplies	1,343,085	1,544,229	1,560,407	1,727,491	1,727,491	-
Fixed Assets						
864370 Equipment	-	63,689	10,000			
Total Fixed Assets	-	63,689	10,000	-	-	-

Expend Transfer & Reimb						
865802 Oper Transfer Out	87,103	190,139	203,248	73,000	73,000	
Total Expend Transfer & Reimb	87,103	190,139	203,248	73,000	73,000	-
Total Net Appropriations	3,514,960	4,026,767	4,175,437	4,423,223	4,423,223	-
Net County Cost (Fund Contribution)	175,795	427,567	591,366	828,758	828,758	-

7110 - MUSEUM
Karen Horner, CSA Director

State Controller
County Budget Act
2010

County of Mendocino
State of California
Budget Unit Financing Uses Detail
CEO Proposed Budget for Fiscal Year 2020-21

County Budget Form
Schedule 9

Classification:

Function: 7 Recreation and Culture

Budget Unit: 7110 Mendocino County Museum

Activity: 702 Recreation and Culture - Culture

Fund: 1100 County General

Financing Uses Classification	2017-18 Actuals	2018-19 Actuals	2019-20 Estimate	2020-21 Request	2020-21 Proposed	2020-21 Adopted
(1)	(2)	(3)	(4)	(5)	(6)	(7)
Revenues						
824200 Rent/Concession	7,860	11,004	9,400	9,400	9,400	
826375 Parks & Rec Fee	-	-	21,000	9,000	9,000	
826390 Other Charges	-	10,239	9,000	5,000	5,000	
827700 Other	15,297	14,084	6,700	6,700	6,700	
827707 Donation	2,808	6,256	5,300	5,300	5,300	
Total Revenues	25,965	41,583	51,400	35,400	35,400	-
Salaries & Employee Benefits						
861011 Regular Employees	139,029	208,023	271,976	270,858	270,858	
861012 Extra Help	20,138	10,619	10,000	12,000	12,000	
861013 Overtime Reg Emp	1,228	2,992	1,000	1,000	1,000	
861021 Co Cont Retirement	34,920	60,291	86,776	87,774	87,774	
861022 Co Cont OASDI	8,289	12,321	16,346	15,475	15,475	
861023 Co Cont Medicare	2,231	3,036	3,823	3,626	3,626	
861024 Co Cont Retire Incr	9,935	15,428	18,079	14,820	14,820	
861030 Co Cont Health Ins	21,185	33,287	60,357	63,066	63,066	
861031 Co Cont Unemp Ins	1,330	1,271	1,323	212	212	
861035 Co Cont Workers Comp	396	380	567	591	591	
Total Salaries & Employee Benefits	238,679	347,648	470,247	469,422	469,422	-
Services & Supplies						
862060 Communications	2,393	2,866	3,480	3,000	3,000	
862090 Household Expense	8,453	3,713	2,500	3,299	3,299	
862101 Insurance - General	19,289	21,799	27,501	33,761	33,761	
862150 Memberships	583	129	500	500	500	
862170 Office Expense	2,901	6,318	4,500	4,500	4,500	
862187 Education & Training	382	381	1,000	1,000	1,000	
862189 Prof/Spec Svcs - Other	87,159	7,762	10,000	11,378	36,378	
862230 Info Tech Equip	-	1,623	2,700	2,500	2,500	
862239 Spec Dept Expense	23,371	52,722	34,532	16,000	16,000	
862250 Trans/Travel	452	1,157	2,000	2,500	2,500	
862253 Travel Out of County	78	560	3,000	600	600	
862260 Utilities	33,307	39,303	38,500	36,000	36,000	
Total Services & Supplies	178,368	138,333	130,213	115,038	140,038	-
Total Net Appropriations	417,047	485,981	600,460	584,460	609,460	-
Net County Cost (Fund Contribution)	391,082	444,398	549,060	549,060	574,060	-

**2070 - DISTRICT ATTORNEY
C. David Eyster, District Attorney**

State Controller
County Budget Act
2010

County of Mendocino
State of California
Budget Unit Financing Uses Detail
CEO Proposed Budget for Fiscal Year 2020-21

County Budget Form
Schedule 9

Classification:

Function: 2 Public Protection

Activity: 201 Public Protection - Judicial

Budget Unit: 2070 District Attorney

Fund: 1100 County General

Financing Uses Classification	2017-18 Actuals	2018-19 Actuals	2019-20 Estimate	2020-21 Request	2020-21 Proposed	2020-21 Adopted
(1)	(2)	(3)	(4)	(5)	(6)	(7)
Revenues						
821510 Sales Tax - Public Safety	755,152	787,628	788,500	810,000	810,000	
823204 Misc Court Fine	25,695	20,743	18,000	20,000	20,000	
823310 Asset Forfeiture	-	13,381	-	-	-	
825150 Motor Vehicle in Lieu	104,176	100,001	100,000	100,000	100,000	
825344 2011 Realign Pub Safety	106,884	148,584	197,194	198,903	198,903	
825490 State Other	34,667	36,872	40,000	40,000	40,000	
826390 Other Charges	-	13,381	-	-	-	
827600 Other Sales	28,872	23,184	18,000	18,000	18,000	
827700 Other	2,266	162	-	-	-	
827801 Grant Revenue	13,247	-	-	-	-	
Total Revenues	1,070,958	1,143,935	1,161,694	1,186,903	1,186,903	-
Salaries & Employee Benefits						
861011 Regular Employees	2,509,099	2,713,188	2,692,645	3,484,987	2,692,645	
861012 Extra Help	21,186	22,018	-	-	-	
861013 Overtime Reg Emp	39,466	26,975	-	-	-	
861021 Co Cont Retirement	794,018	883,193	984,035	1,277,896	984,035	
861022 Co Cont OASDI	150,243	161,310	173,331	205,377	173,331	
861023 Co Cont Medicare	35,698	38,430	40,884	48,795	40,884	
861024 Co Cont Retire Incr	327,315	334,615	304,082	328,457	304,082	
861030 Co Cont Health Ins	324,528	305,065	436,487	436,047	406,390	
861031 Co Cont Unemp Ins	7,034	5,685	3,936	2,960	2,960	
861035 Co Cont Workers Comp	63,659	71,871	63,615	59,859	59,859	
Total Salaries & Employee Benefits	4,272,247	4,562,351	4,699,014	5,844,378	4,664,186	-
Services & Supplies						
862060 Communications	26,528	17,881	30,000	30,000	30,000	
862101 Insurance - General	90,596	98,276	136,058	182,593	182,593	
862110 Jury & Witness Expense	34,889	27,710	32,042	32,042	32,042	
862120 Maint - Equip	479	700	1,000	1,000	1,000	
862130 Maint - Strc/Imp/Grnds	3,282	3,366	2,000	2,900	2,900	
862150 Memberships	10,188	11,645	20,000	20,000	20,000	
862170 Office Expense	184,698	185,315	147,544	150,000	150,000	
862183 Legal Fees	2,501	-	500	500	500	
862185 Medical/Dental Svcs	-	-	1,000	1,000	1,000	
862187 Education & Training	29,201	39,116	40,000	40,000	40,000	
862189 Prof/Spec Svcs - Other	101,330	51,789	88,485	135,000	99,481	
862190 Pub/Legal Notice	7,554	4,005	3,500	7,000	7,000	
862230 Info Tech Equip	5,433	8,339	35,000	20,000	20,000	
862239 Spec Dept Expense	303,543	359,320	386,517	386,517	386,517	
862240 Spec Dept Fund	1,149	360	5,000	5,000	5,000	
862250 Trans/Travel	63,385	40,409	40,000	45,000	45,000	
862253 Travel Out of County	13,953	17,507	12,000	20,000	20,000	
862260 Utilities	1,330	1,353	1,000	1,150	1,150	
Total Services & Supplies	880,037	867,092	981,646	1,079,702	1,044,183	-
Fixed Assets						
864360 Structure/Improvement	-	-	-	-	-	-
864370 Equipment	-	29,136	-	-	-	-
Total Fixed Assets	-	29,136	-	-	-	-
Expend Transfer & Reimb						
865380 Intrafund Transfer	(13,954)	(13,435)	(7,000)	(13,000)	(13,000)	-
865802 Oper Transfer Out	-	-	-	-	-	-

Total Expend Transfer & Reimb	(13,954)	(13,435)	(7,000)	(13,000)	(13,000)	-
Total Net Appropriations	5,138,330	5,445,143	5,673,660	6,911,080	5,695,369	-
Net County Cost (Fund Contribution)	4,067,372	4,301,208	4,511,966	5,724,177	4,508,466	-

1020 - EXECUTIVE OFFICE
Carmel J. Angelo, Chief Executive Officer

State Controller
County Budget Act
2010

County of Mendocino
State of California
Budget Unit Financing Uses Detail
CEO Proposed Budget for Fiscal Year 2020-21

County Budget Form
Schedule 9

Classification:

Function: 1 General Government

Budget Unit: 1020 Executive Office

Activity: 101 General - Legislative & Administrative

Fund: 1100 County General

Financing Uses Classification	2017-18 Actuals	2018-19 Actuals	2019-20 Estimate	2020-21 Request	2020-21 Proposed	2020-21 Adopted
(1)	(2)	(3)	(4)	(5)	(6)	(7)
Revenues						
826390 Other Charges	45	18	-	-	-	-
827400 Prior Year Revenue	308	-	-	-	-	-
827707 Donation	20,000	-	-	-	-	-
Total Revenues	20,353	18	-	-	-	-
Salaries & Employee Benefits						
861011 Regular Employees	496,863	488,130	567,100	518,597	628,087	-
861012 Extra Help	221	9,623	8,000	8,000	8,000	-
861013 Overtime Reg Emp	6,607	1,526	1,500	1,500	1,500	-
861021 Co Cont Retirement	142,454	142,678	163,893	201,602	201,602	-
861022 Co Cont OASDI	28,804	28,423	32,123	36,458	36,458	-
861023 Co Cont Medicare	7,156	7,139	7,861	8,836	8,836	-
861024 Co Cont Retire Incr	46,389	40,857	54,040	42,127	42,127	-
861030 Co Cont Health Ins	27,633	26,678	44,766	60,977	60,977	-
861031 Co Cont Unemp Ins	2,193	1,480	3,200	1,889	1,889	-
861035 Co Cont Workers Comp	4,610	4,280	5,275	6,153	6,153	-
Total Salaries & Employee Benefits	762,930	750,814	887,758	886,139	995,629	-
Services & Supplies						
862050 Clthg & Prsnal Items	276	-	-	-	-	-
862060 Communications	12,945	13,057	15,000	15,000	15,000	-
862101 Insurance - General	4,723	4,823	5,585	5,584	5,584	-
862120 Maintenance-Equipment	-	15,000	-	-	-	-
862150 Memberships	1,487	1,637	2,500	2,500	2,500	-
862170 Office Expense	37,570	24,156	26,000	26,000	26,000	-
862187 Education & Training	6,196	10,103	26,000	26,000	26,000	-
862189 Prof/Spec Svcs - Other	81,820	114,167	134,488	99,488	99,488	-
862190 Pub/Legal Notice	3,683	1,265	2,500	2,500	2,500	-
862200 Rent/Lease Equip	513	-	2,802	2,802	2,802	-
862239 Spec Dept Expense	5,147	5,785	5,000	5,000	5,000	-
862250 Trans/Travel	1,652	4,752	5,000	5,000	5,000	-
862253 Travel Out of County	11,168	18,811	18,141	19,151	19,151	-
Total Services & Supplies	167,180	213,554	243,016	209,025	209,025	-
Fixed Assets						
864370 Equipment	1,447	-	-	35,000	35,000	-
Total Fixed Assets	1,447	-	-	35,000	35,000	-
Expend Transfer & Reimb						
865380 Intrafund Transfers	(32,586)	-	-	-	-	-
Total Expend Transfer & Reimb	(32,586)	-	-	-	-	-
Total Net Appropriations	898,971	964,367	1,130,774	1,130,164	1,239,654	-
Net County Cost (Fund Contribution)	878,618	964,349	1,130,774	1,130,164	1,239,654	-

1010 - CLERK OF THE BOARD
Carmel J. Angelo, Clerk of the Board

State Controller
County Budget Act
2010

County of Mendocino
State of California
Budget Unit Financing Uses Detail
CEO Proposed Budget for Fiscal Year 2020-21

County Budget Form
Schedule 9

Classification:

Function: 1 General Government

Budget Unit: 1010 Clerk of the Board

Activity: 101 General - Legislative & Administrative

Fund: 1100 County General

Financing Uses Classification	2017-18 Actuals	2018-19 Actuals	2019-20 Estimate	2020-21 Request	2020-21 Proposed	2020-21 Adopted
(1)	(2)	(3)	(4)	(5)	(6)	(7)
Revenues						
826390 Other Charges	4,670	11,075	7,000	7,000	7,000	
827700 Other	(300)	-	-	-	-	
Total Revenues	4,370	11,075	7,000	7,000	7,000	-
Salaries & Employee Benefits						
861011 Regular Employees	255,458	239,016	297,054	254,690	266,266	
861012 Extra Help	-	2,857	-	-	-	
861013 Overtime Reg Emp	11,243	6,192	15,000	10,000	10,000	
861021 Co Cont Retirement	73,148	68,361	21,097	82,194	82,194	
861022 Co Cont OASDI	15,114	13,713	16,343	14,796	14,796	
861023 Co Cont Medicare	3,821	3,542	4,116	3,109	3,109	
861024 Co Cont Retire Incr	22,839	19,194	90,594	24,371	24,371	
861030 Co Cont Health Ins	19,625	20,483	39,832	32,077	32,077	
861031 Co Cont Unemp Ins	166	159	109	343	343	
861035 Co Cont Workers Comp	338	45	58	1,232	1,232	
Total Salaries & Employee Benefits	401,751	373,562	484,203	422,812	434,388	-
Services & Supplies						
862060 Communications	2,681	2,727	3,300	3,300	3,300	
862101 Insurance - General	2,348	1,869	370	431	431	
862120 Maint - Equip	26,823	70,904	24,026	48,937	48,937	
862150 Memberships	1,000	850	1,000	1,000	1,000	
862170 Office Expense	14,420	7,596	10,000	10,000	10,000	
862187 Education & Training	839	570	3,000	3,000	3,000	
862189 Prof/Spec Svcs - Other	18,255	9,545	25,000	17,000	17,000	
862190 Pub/Legal Notice	6,727	4,411	8,500	8,000	8,000	
862200 Rents & Leases - Equipment	320	-	2,000	2,000	2,000	
862230 Info Tech Equip	2,673	1,429	10,000	7,500	7,500	
862239 Spec Dept Expense	20,318	2,909	27,542	15,000	15,000	
862250 Trans/Travel	115	460	600	600	600	
862253 Travel Out of County	484	737	1,500	3,000	3,000	
Total Services & Supplies	97,002	104,005	116,838	119,768	119,768	-
Total Net Appropriations	498,753	477,568	601,041	542,580	554,156	-
Net County Cost (Fund Contribution)	494,382	466,492	594,041	535,580	547,156	-

1160 - CENTRAL SERVICES
Carmel J. Angelo, Chief Executive Officer

State Controller
County Budget Act
2010

County of Mendocino
State of California
Budget Unit Financing Uses Detail
CEO Proposed Budget for Fiscal Year 2020-21

County Budget Form
Schedule 9

Classification:

Function: 1 General Government

Budget Unit: 1160 Central Services

Activity: 101 General - Legislative & Administrative

Fund: 1100 County General

Financing Uses Classification	2017-18 Actuals	2018-19 Actuals	2019-20 Estimate	2020-21 Request	2020-21 Proposed	2020-21 Adopted
(1)	(2)	(3)	(4)	(5)	(6)	(7)
Revenues						
826274 Interfund - Printing	9,745	14,300	4,250	14,250	14,250	
826275 Interfund - Xerox	7,129	8,671	14,842	3,600	3,600	
826390 Other Charges	5,849	9,576	10,000	14,800	14,800	
827500 Sale of Fixed Asset	-	-	-	5,000	5,000	
827600 Other Sales	19,378	27,182	23,350	10,600	10,600	
827713 Vending Machine	569	4,476	6,000	3,000	3,000	
Total Revenues	42,671	64,204	58,442	51,250	51,250	-
Salaries & Employee Benefits						
861011 Regular Employees	179,801	177,725	272,663	243,869	272,926	
861012 Extra Help	-	1,667	-	-	-	
861013 Overtime Reg Emp	737	187	-	-	-	
861021 Co Cont Retirement	53,553	53,392	83,408	89,433	89,433	
861022 Co Cont OASDI	10,767	10,700	16,460	15,881	15,881	
861023 Co Cont Medicare	2,484	2,527	3,849	3,720	3,720	
861024 Co Cont Retire Incr	18,134	16,817	22,462	21,308	21,308	
861030 Co Cont Health Ins	23,605	18,832	30,722	45,705	45,705	
861031 Co Cont Unemp Ins	1,597	1,229	1,514	1,734	1,734	
861035 Co Cont Workers Comp	1,053	765	734	816	816	
Total Salaries & Employee Benefits	291,732	283,841	431,812	422,466	451,523	-
Services & Supplies						
862060 Communications	2,765	3,618	4,000	4,500	4,500	
862101 Insurance - General	6,619	7,509	8,816	15,919	15,919	
862120 Maint - Equip	222	342	2,500	-	-	
862150 Memberships	520	710	750	750	750	
862170 Office Expense	10,242	9,403	15,000	10,000	10,000	
862187 Education & Training	-	1,936	6,000	2,000	2,000	
862188 Printing	99,574	106,728	85,000	120,000	120,000	
862190 Pub/Legal Notice	-	-	500	-	-	
862200 Rent/Lease Equip	13,441	8,556	41,154	8,500	8,500	
862201 Rent/Lease - Copiers	155,708	94,853	440,351	445,000	445,000	
862230 Info Tech Equip	879	2,068	3,000	-	-	
862239 Spec Dept Expense	2,718	6,959	8,000	4,000	4,000	
862250 Trans/Travel	4,820	2,466	5,089	6,000	6,000	
862253 Travel Out of County	-	198	1,000	1,000	1,000	
Total Services & Supplies	297,507	245,348	621,160	617,669	617,669	-
Fixed Assets						
864360 Structure/Improvement	-	-	-	-	-	
864370 Equipment	-	-	-	-	-	
Total Fixed Assets	-	-	-	-	-	-
Expend Transfer & Reimb						
865380 Intrafund Transfers	(310,355)	(251,644)	(616,095)	(609,450)	(609,450)	
Total Expend Transfer & Reimb	(310,355)	(251,644)	(616,095)	(609,450)	(609,450)	-
Total Net Appropriations	278,884	277,545	436,877	430,685	459,742	-
Net County Cost (Fund Contribution)	236,213	213,341	378,435	379,435	408,492	-

1610 - FACILITIES
Carmel J. Angelo, Chief Executive Officer

State Controller
County Budget Act
2010

County of Mendocino
State of California
Budget Unit Financing Uses Detail
CEO Proposed Budget for Fiscal Year 2020-21

County Budget Form
Schedule 9

Classification:

Function: 1 General Government

Budget Unit: 1610 Facilities

Activity: 101 General - Legislative & Administrative

Fund: 1100 County General

Financing Uses Classification	2017-18 Actuals	2018-19 Actuals	2019-20 Estimate	2020-21 Request	2020-21 Proposed	2020-21 Adopted
(1)	(2)	(3)	(4)	(5)	(6)	(7)
Revenues						
824200 Rent/Concession	3,713	3,179	5,000	5,000	5,000	
825490 State Other	26,276	34,389	25,000	25,000	25,000	
826277 Interfund - Janitor	141,305	217,254	125,000	130,000	130,000	
826375 Parks & Rec Fee	19,193	15,412	-	-	-	
826390 Other Charges	-	31,405	-	-	-	
827700 Other	17,932	18,302	19,000	20,000	20,000	
827713 Vend Machine	76	18	-	-	-	
Total Revenues	208,494	319,960	174,000	180,000	180,000	-
Salaries & Employee Benefits						
861011 Regular Employees	1,287,175	1,207,132	1,340,019	1,250,375	1,250,375	
861012 Extra Help	5,762	4,196	-	-	-	
861013 Overtime Reg Emp	54,618	55,603	55,000	50,000	50,000	
861021 Co Cont Retirement	373,281	356,534	403,481	532,397	532,397	
861022 Co Cont OASDI	79,728	75,333	79,319	99,223	99,223	
861023 Co Cont Medicare	18,764	17,642	18,551	23,206	23,206	
861024 Co Cont Retire Incr	115,668	100,602	97,312	100,976	100,976	
861030 Co Cont Health Ins	201,736	180,285	262,051	246,181	246,181	
861031 Co Cont Unemp Ins	2,620	3,856	4,929	7,832	7,832	
861035 Co Cont Workers Comp	124,796	123,088	111,541	101,588	101,588	
Total Salaries & Employee Benefits	2,264,148	2,124,271	2,372,203	2,411,778	2,411,778	-
Services & Supplies						
862050 Clothing/Pers Items	2,182	3,183	8,000	5,000	5,000	
862060 Communications	16,442	14,560	19,000	19,000	19,000	
862090 Household Expense	201,913	193,838	180,000	180,000	180,000	
862101 Insurance - General	59,463	145,933	160,582	230,125	230,125	
862120 Maint - Equip	2,752	1,686	5,000	2,500	2,500	
862130 Maint - Strc/Impr/Grnds	377,741	401,861	390,000	390,000	390,000	
862140 Medical/Dental & Lab Supplies	251	-	-	-	-	
862150 Memberships	351	761	600	465	465	
862170 Office Expense	10,255	13,888	10,000	10,000	10,000	
862185 Medical/Dental Svcs	1,190	1,286	1,000	500	500	
862187 Education & Training	20,602	1,595	5,769	5,000	5,000	
862189 Prof/Spec Svcs - Other	61,648	69,557	75,950	77,500	77,500	
862190 Publ/Legal Notice	10,174	5,734	4,500	2,500	2,500	
862200 Rent/Lease Equip	27,959	71,859	15,500	20,000	91,500	
862220 Small Tool/Instrument	18,305	5,475	12,000	12,000	12,000	
862230 Info Tech Equip	4,901	6,967	20,350	15,000	15,000	
862239 Spec Dept Expense	17,700	18,620	19,000	21,200	21,200	
862250 Trans/Travel	52,136	27,694	35,000	35,000	35,000	
862253 Travel Out of County	8,854	453	2,000	2,000	2,000	
862260 Utilities	1,208,342	1,143,648	1,164,145	1,194,886	1,194,886	
Total Services & Supplies	2,103,159	2,128,598	2,128,396	2,222,676	2,294,176	-
Other Charges						
863113 Pmt Other Gov Agency	180,421	84,616	250,000	200,000	200,000	
Total Other Charges	180,421	84,616	250,000	200,000	200,000	-
Fixed Assets						
864360 Structure/Improvement	-	-	-	-	-	-
864370 Equipment	27,734	-	-	-	-	-
Total Fixed Assets	27,734	-	-	-	-	-
Expend Transfer & Reimb						
865380 Intrafund Transfers	(769,253)	(653,250)	(833,000)	(775,000)	(775,000)	
865802 Oper Transfer Out	-	-	-	-	-	
Total Expend Transfer & Reimb	(769,253)	(653,250)	(833,000)	(775,000)	(775,000)	-
Total Net Appropriations	3,806,209	3,684,235	3,917,599	4,059,454	4,130,954	-
Net County Cost (Fund Contribution)	3,597,715	3,364,275	3,743,599	3,879,454	3,950,954	-

1620 - FLEET MANAGEMENT
Carmel J. Angelo, Chief Executive Officer

State Controller
County Budget Act
2010

County of Mendocino
State of California
Budget Unit Financing Uses Detail
CEO Proposed Budget for Fiscal Year 2020-21

County Budget Form
Schedule 9

Classification:

Function: 1 General Government

Budget Unit: 1620 Fleet Management

Activity: 101 General - Legislative & Administrative

Fund: 1100 County General

Financing Uses Classification	2017-18 Actuals	2018-19 Actuals	2019-20 Estimate	2020-21 Request	2020-21 Proposed	2020-21 Adopted
(1)	(2)	(3)	(4)	(5)	(6)	(7)
Revenues						
826276 Interfund - Garage	51,504	62,875	20,000	25,000	25,000	
827600 Other Sales	750	2,068	2,000	3,000	3,000	
Total Revenues	52,255	64,943	22,000	28,000	28,000	-
Salaries & Employee Benefits						
861011 Regular Employees	207,974	224,909	257,296	264,230	264,230	
861012 Extra Help	-	2,510	-	-	-	
861013 Overtime Reg Emp	353	458	-	-	-	
861021 Co Cont Retirement	59,920	65,600	77,790	85,308	85,308	
861022 Co Cont OASDI	12,545	13,712	15,331	16,023	16,023	
861023 Co Cont Medicare	2,933	3,231	3,586	3,747	3,747	
861024 Co Cont Retire Incr	18,561	18,533	18,829	16,615	16,615	
861030 Co Cont Health Ins	20,784	17,900	26,576	23,881	23,881	
861031 Co Cont Unemp Ins	898	789	694	571	571	
861035 Co Cont Workers Comp	8,325	3,883	1,449	3,051	3,051	
Total Salaries & Employee Benefits	332,292	351,526	401,551	413,426	413,426	-
Services & Supplies						
862050 Clthg & Prsnal Items	16	3	-	-	-	
862060 Communications	146	358	375	375	375	
862090 Household Expense	3,746	4,660	4,600	7,000	7,000	
862101 Insurance - General	2,457	4,704	4,022	4,753	4,753	
862120 Maint - Equip	1,854	4,885	3,392	10,000	10,000	
862150 Memberships	4,068	3,285	4,500	4,500	4,500	
862170 Office Expense	2,144	1,431	3,275	5,000	5,000	
862176 Fuel Expense	533,919	633,626	658,260	686,977	686,977	
862187 Education & Training	504	980	900	900	900	
862220 Small Tool/Instrument	9,944	1,892	4,500	4,500	4,500	
862230 Info Tech Equip	57	17,451	2,500	7,500	7,500	
862239 Spec Dept Expense	345,610	354,911	259,576	328,539	328,539	
862250 Trans/Travel	746	306	500	250	250	
862253 Travel Out of County	407	-	250	250	250	
Total Services & Supplies	905,618	1,028,492	946,650	1,060,544	1,060,544	-
Fixed Assets						
864370 Equipment	36,062	-	33,025	20,000	20,000	
Total Fixed Assets	36,062	-	33,025	20,000	20,000	-
Expend Transfer & Reimb						
865380 Intrafund Transfers	(1,457,623)	(1,275,755)	(1,434,650)	(1,541,394)	(1,465,970)	
Total Expend Transfer & Reimb	(1,457,623)	(1,275,755)	(1,434,650)	(1,541,394)	(1,465,970)	-
Total Net Appropriations	(183,651)	104,263	(53,424)	(47,424)	28,000	-
Net County Cost (Fund Contribution)	(235,906)	39,320	(75,424)	(75,424)	-	-

1710 - CAPITAL IMPROVEMENTS
Carmel J. Angelo, Chief Executive Officer

State Controller
County Budget Act
2010

County of Mendocino
State of California
Budget Unit Financing Uses Detail
CEO Proposed Budget for Fiscal Year 2020-21

County Budget Form
Schedule 9

Classification:

Function: 1 General Government

Budget Unit: 1710 Capital Improvements

Activity: 101 General - Legislative & Administrative

Fund: 1201 Accum Capital Outlay

Financing Uses Classification	2017-18 Actuals	2018-19 Actuals	2019-20 Estimate	2020-21 Request	2020-21 Proposed	2020-21 Adopted
(1)	(2)	(3)	(4)	(5)	(6)	(7)
Revenues						
824100 Interest	22,195	46,449	-	-	-	
825490 State Other	-	183,000	-	28,000	28,000	
826390 Other Charges	1,054,082	456,541	-	-	-	
827802 Oper Transfer In	3,243,557	2,328,928	1,279,248	565,000	1,740,000	
Total Revenues	4,319,834	3,014,918	1,279,248	593,000	1,768,000	-
Services & Supplies						
862130 Maint - Strc/Impr/Grnds	-	-	30,000	5,501,516	5,501,516	
862170 Office Expense	16	2	-	-	-	
Total Services & Supplies	16	2	30,000	5,501,516	5,501,516	-
Fixed Assets						
864360 Structure/Improvement	4,875,918	2,019,546	5,546,404	-	-	
Total Fixed Assets	4,875,918	2,019,546	5,546,404	-	-	-
Total Net Appropriations	4,875,934	2,019,549	5,576,404	5,501,516	5,501,516	-
Net County Cost (Fund Contribution)	556,100	(995,370)	4,297,156	4,908,516	3,733,516	-

1712 - CAPITAL PROJECTS
Carmel J. Angelo, Chief Executive Officer

State Controller
County Budget Act
2010

County of Mendocino
State of California
Budget Unit Financing Uses Detail
CEO Proposed Budget for Fiscal Year 2020-21

County Budget Form
Schedule 9

Classification:

Function: 1 General Government

Budget Unit: 1712 Capital Projects

Activity: 101 General - Legislative & Administrative

Fund: 1300 Capital Projects

Financing Uses Classification	2017-18 Actuals	2018-19 Actuals	2019-20 Estimate	2020-21 Request	2020-21 Proposed	2020-21 Adopted
(1)	(2)	(3)	(4)	(5)	(6)	(7)
Revenues						
824100 Interest	11,731	12,801	-	3,000	3,000	
827802 Operating Transfer In	-	1,000,000	500,000	-	-	
Total Revenues	11,731	1,012,801	500,000	3,000	3,000	-
Fixed Assets						
864365 Constr in Progress	421,488	828,613	959,808	790,000	790,000	
Total Fixed Assets	421,488	828,613	959,808	790,000	790,000	-
Expend Transfer & Reimb						
865802 Oper Transfer Out	-	-	-	275,000	275,000	-
Total Expend Transfer & Reimb	-	-	-	275,000	275,000	-
Total Net Appropriations	421,488	828,613	959,808	1,065,000	1,065,000	-
Net County Cost (Fund Contribution)	409,756	(184,188)	459,808	1,062,000	1,062,000	-

1713 - CAPITAL PROJECTS MHTA
Carmel J. Angelo, Chief Executive Officer

State Controller
County Budget Act
2010

County of Mendocino
State of California
Budget Unit Financing Uses Detail
CEO Proposed Budget for Fiscal Year 2020-21

County Budget Form
Schedule 9

Classification:

Function: 1 General Government

Activity: 101 General - Legislative & Administrative

Budget Unit: 1713 Capital Projects Mental Hlth Trtmt Act

Fund: 1301 Capital Projects Mental Hlth Trtmt Act

Financing Uses Classification	2017-18 Actuals	2018-19 Actuals	2019-20 Estimate	2020-21 Request	2020-21 Proposed	2020-21 Adopted
(1)	(2)	(3)	(4)	(5)	(6)	(7)
Revenues						
825490 State Other	-	-	-	225,000	225,000	
827802 Operating Transfer In	-	-	1,000,000	2,706,600	2,706,600	
Total Revenues	-	-	1,000,000	2,931,600	2,931,600	-
Services & Supplies						
862189 Prof/Spec Svcs - Other	-	-	1,000,000	-	-	
Total Services & Supplies	-	-	1,000,000	-	-	-
Fixed Assets						
864365 Constr in Progress	-	-	-	2,931,600	2,931,600	-
Total Fixed Assets	-	-	-	2,931,600	2,931,600	-
Expend Transfer & Reimb						
865802 Oper Transfer Out	-	-	-	-	-	-
Total Expend Transfer & Reimb	-	-	-	-	-	-
Total Net Appropriations	-	-	1,000,000	2,931,600	2,931,600	-
Net County Cost (Fund Contribution)	-	-	-	-	-	-

1960 - INFORMATION SERVICES
Carmel J. Angelo, Chief Executive Officer

State Controller
County Budget Act
2010

County of Mendocino
State of California
Budget Unit Financing Uses Detail
CEO Proposed Budget for Fiscal Year 2020-21

County Budget Form
Schedule 9

Classification:

Function: 1 General Government

Budget Unit: 1960 Information Services

Activity: 101 General - Legislative & Administrative

Fund: 1100 County General

Financing Uses Classification	2017-18 Actuals	2018-19 Actuals	2019-20 Estimate	2020-21 Request	2020-21 Proposed	2020-21 Adopted
(1)	(2)	(3)	(4)	(5)	(6)	(7)
Revenues						
823110 Crim Just Const Fund	15,200	14,200	14,200	-	-	-
826390 Other Charges	-	24	-	-	-	-
826392 Data Processing Svc	203,589	202,299	216,886	197,683	197,683	
Total Revenues	218,789	216,523	231,086	197,683	197,683	-
Salaries & Employee Benefits						
861011 Regular Employees	1,322,744	1,432,373	1,687,305	1,877,399	2,037,679	
861012 Extra Help	-	556	-	-	-	-
861013 Overtime Reg Emp	60,964	47,209	65,232	65,232	65,232	
861021 Co Cont Retirement	397,902	434,385	530,212	675,426	675,426	
861022 Co Cont OASDI	82,364	88,503	104,107	125,280	125,280	
861023 Co Cont Medicare	19,263	20,707	24,348	29,306	29,306	
861024 Co Cont Retire Incr	131,953	131,682	133,053	140,826	140,826	
861030 Co Cont Health Ins	164,745	148,813	221,727	245,519	245,519	
861031 Co Cont Unemp Ins	5,157	5,198	3,931	1,393	1,393	
861035 Co Cont Workers Comp	53,466	56,223	64,711	106,307	106,307	
Total Salaries & Employee Benefits	2,238,558	2,365,647	2,834,626	3,266,688	3,426,968	-
Services & Supplies						
862060 Communications	9,413	8,585	11,500	17,000	17,000	
862061 Comm Lease	257,086	255,941	267,335	-	-	
862062 Comm Microwave	2,382	2,225	2,000	-	-	
862101 Insurance - General	13,193	13,805	15,832	27,397	27,397	
862120 Maint - Equip	331,703	444,476	368,677	-	-	
862170 Office Expense	9,338	8,358	37,185	12,185	12,185	
862187 Education & Training	11,720	5,265	35,000	35,000	35,000	
862189 Prof/Spec Svcs - Other	113,450	79,979	69,000	69,000	69,000	
862220 Small Tool/Instrument	2,163	1,568	10,000	10,000	10,000	
862230 Info Tech Equip	25,865	30,120	30,000	55,000	55,000	
862239 Spec Dept Expense	104,220	98,295	50,000	135,000	135,000	
862250 Trans/Travel	17,873	18,742	20,000	22,500	22,500	
862253 Travel Out of County	1,432	444	2,500	-	-	
Total Services & Supplies	899,839	967,803	919,029	383,082	383,082	-
Fixed Assets						
864360 Structure/Improvement	-	-	-	15,000	15,000	
864370 Equipment	14,158	173,341	80,000	94,000	94,000	
Total Fixed Assets	14,158	173,341	80,000	109,000	109,000	-
Expend Transfer & Reimb						
865380 Intrafund Transfers	(192,697)	(235,919)	(208,870)	(167,388)	(167,388)	
Total Expend Transfer & Reimb	(192,697)	(235,919)	(208,870)	(167,388)	(167,388)	-
Total Net Appropriations	2,959,857	3,270,872	3,624,785	3,591,382	3,751,662	-
Net County Cost (Fund Contribution)	2,741,068	3,054,349	3,393,699	3,393,699	3,553,979	-

2086 - CONFLICT DEFENDER
Carmel J. Angelo, Chief Executive Officer

State Controller
County Budget Act
2010

County of Mendocino
State of California
Budget Unit Financing Uses Detail
CEO Proposed Budget for Fiscal Year 2020-21

County Budget Form
Schedule 9

Classification:

Function: 2 Public Protection

Budget Unit: 2086 Conflict Defender

Activity: 201 Public Protection - Judicial

Fund: 1100 County General

Financing Uses Classification	2017-18 Actuals	2018-19 Actuals	2019-20 Estimate	2020-21 Request	2020-21 Proposed	2020-21 Adopted
(1)	(2)	(3)	(4)	(5)	(6)	(7)
Revenues						
823110 Crim Just Const Fund	171,000	166,300	219,600	219,600	219,600	
Total Revenues	171,000	166,300	219,600	219,600	219,600	-
Services & Supplies						
862183 Legal Fees	471,095	501,038	-	350,000	350,000	
862189 Prof/Spec Svcs - Other	-	-	329,000			
Total Services & Supplies	471,095	501,038	329,000	350,000	350,000	-
Total Net Appropriations	471,095	501,038	329,000	350,000	350,000	-
Net County Cost (Fund Contribution)	300,095	334,738	109,400	130,400	130,400	-

2830 - OFFICE OF EMERGENCY SERVICES
Carmel J. Angelo, Chief Executive Officer

State Controller
County Budget Act
2010

County of Mendocino
State of California
Budget Unit Financing Uses Detail
CEO Proposed Budget for Fiscal Year 2020-21

County Budget Form
Schedule 9

Classification:

Function: 2 Public Protection

Budget Unit: 2830 Emergency Svc CD Safety

Activity: 207 Public Protection - Other Protection

Fund: 1100 County General

Financing Uses Classification	2017-18 Actuals	2018-19 Actuals	2019-20 Estimate	2020-21 Request	2020-21 Proposed	2020-21 Adopted
(1)	(2)	(3)	(4)	(5)	(6)	(7)
Revenues						
825490 State Other	-	144,341	-			
825670 Federal Other	-	-	150,000	150,000	150,000	
827802 Operating Transfer In	-	45,448	-			
Total Revenues	-	189,789	150,000	150,000	150,000	-
Salaries & Employee Benefits						
861011 Regular Employees	71,393	75,416	172,053	105,567	172,782	
861012 Extra Help	15,654	-	-	-	-	
861013 Overtime Reg Emp	3,439	-	-	-	-	
861021 Co Cont Retirement	20,160	21,405	51,123	54,324	54,324	
861022 Co Cont OASDI	4,353	4,623	10,350	10,041	10,041	
861023 Co Cont Medicare	1,295	1,081	2,420	2,469	2,469	
861024 Co Cont Retire Incr	5,548	5,275	11,581	10,725	10,725	
861030 Co Cont Health Ins	4,563	4,563	12,604	14,943	14,943	
861031 Co Cont Unemp Ins	55	53	54	55	55	
861035 Co Cont Workers Comp	566	532	177	60	60	
Total Salaries & Employee Benefits	127,026	112,947	260,362	198,184	265,399	-
Services & Supplies						
862050 Clthg & Prsnl Items	702	-	-	-	-	
862060 Communications	5,513	8,284	12,000	12,000	12,000	
862101 Insurance - General	521	575	2,976	2,750	2,750	
862120 Maint - Equip	2,296	1,497	1,500	1,000	1,000	
862150 Memberships	380	-	-	-	-	
862170 Office Expense	6,604	6,120	10,000	10,000	10,000	
862187 Education & Training	-	2,401	-	2,000	2,000	
862189 Prof/Spec Svcs - Other	-	346	22,132	25,000	25,000	
862200 Rents & Leases - Equip	3,478	3,478	2,500	3,500	3,500	
862230 Info Tech Equip	4,231	-	-	-	-	
862232 Law Enf Supply & Svcs	21,691	28,456	15,000	15,000	15,000	
862239 Spec Dept Expense	81,419	18,219	9,714	21,750	21,750	
862250 Trans/Travel	3,638	3,709	7,000	7,000	7,000	
862253 Travel Out of County	354	-	-	-	-	
Total Services & Supplies	130,827	73,086	82,822	100,000	100,000	-
Fixed Assets						
864370 Equipment	15,599	54,954	-	45,000	45,000	
Total Fixed Assets	15,599	54,954	-	45,000	45,000	-
Expend Transfer & Reimb						
865802 Oper Transfer Out	-	42,224	-	-	-	
Total Expend Transfer & Reimb	-	42,224	-	-	-	-
Total Net Appropriations	273,452	283,211	343,184	343,184	410,399	-
Net County Cost (Fund Contribution)	273,452	93,422	193,184	193,184	260,399	-

2910 - DISASTER RECOVERY
Carmen J. Angelo, Chief Executive Officer

State Controller
County Budget Act
2010

County of Mendocino
State of California
Budget Unit Financing Uses Detail
CEO Proposed Budget for Fiscal Year 2020-21

County Budget Form
Schedule 9

Classification:

Function: 2 Public Protection

Activity: 207 Public Protection - Other Protection

Budget Unit: 2910 Disaster Recovery

Fund: 1225 Disaster Recovery

Financing Uses Classification	2017-18 Actuals	2018-19 Actuals	2019-20 Estimate	2020-21 Request	2020-21 Proposed	2020-21 Adopted
Revenues						
825460 State Aid for Disaster	22,043	179,885	112,500	-	-	
825490 State Other	-	-	1,900,000	1,700,000	1,700,000	
825670 Federal Other Revenue	723,349	1,221,366	3,774,089	6,174,371	6,174,371	
825810 Other Govt Agency	-	-	35,493	-	-	
826390 Other Charges	-	1,598	-	-	-	
827801 Grant Revenue	404,854	74,469	1,401,383	1,670,000	1,670,000	
827802 Oper Transfer In	376,080	702,120	500,000	-	1,993,456	
Total Revenues	1,526,326	2,179,438	7,723,465	9,544,371	11,537,827	-
Salaries & Employee Benefits						
861011 Regular Employees	-	135,055	408,483	137,174	137,174	
861012 Extra Help	17,841	4,084	-	-	-	
861021 Co Cont Retirement	-	39,130	-	44,616	44,616	
861022 Co Cont OASDI	244	8,248	-	8,518	8,518	
861023 Co Cont Medicare	-	1,988	-	1,992	1,992	
861024 Co Cont Retire Incr	-	9,643	-	7,447	7,447	
861030 Co Cont Health Ins	-	10,920	-	15,304	15,304	
861031 Co Cont Unemp Ins	-	-	-	55	55	
861035 Co Cont Workers Comp	-	-	360	129	129	
Total Salaries & Employee Benefits	18,085	209,068	408,843	215,235	215,235	-
Services & Supplies						
862060 Communications	805	814	5,000	5,000	5,000	
862101 Insurance - General	-	-	600	614	614	
862170 Office Expense	1,531	3,776	6,500	6,500	6,500	
862175 Office Support Cost Applied	181,419	-	-	-	-	
862187 Education & Training	-	-	2,500	2,500	2,500	
862189 Prof/Spec Svcs - Other	605,805	1,216,531	4,488,127	7,245,300	7,270,300	
862190 Publ & Legal Notices	65	-	-	-	-	
862200 Rents & Leases - Equip	-	2,500	-	-	-	
862239 Spec Dept Expense	180	61,049	525,300	25,300	1,993,756	
862250 Trans/Travel	328	1,482	1,000	1,000	1,000	
862253 Travel Out of County	456	596	3,000	3,000	3,000	
Total Services & Supplies	790,589	1,286,748	5,032,027	7,289,214	9,282,670	-
Other Charges						
863280 Contr Other Agency	260,854	61,368	1,226,508	1,680,000	1,680,000	
Total Other Charges	260,854	61,368	1,226,508	1,680,000	1,680,000	-
Total Net Appropriations	1,069,528	1,557,183	6,667,378	9,184,449	11,177,905	-
Net County Cost (Fund Contribution)	(456,798)	(622,255)	(1,056,087)	(359,922)	(359,922)	-

4510 - SOLID WASTE DIVISION
Carmen J. Angelo, Chief Executive Officer

State Controller
County Budget Act
2010

County of Mendocino
State of California
Budget Unit Financing Uses Detail
CEO Proposed Budget for Fiscal Year 2020-21

County Budget Form
Schedule 9

Classification:

Function: 4 Health & Sanitation

Activity: 404 Health and Sanitation - Sanitation

Budget Unit: 4510 Mendocino County Solid Waste

Fund: 1100 County General

Financing Uses Classification	2017-18 Actuals	2018-19 Actuals	2019-20 Estimate	2020-21 Request	2020-21 Proposed	2020-21 Adopted
(1)	(2)	(3)	(4)	(5)	(6)	(7)
Revenues						
826272 Interfund - DOT	27,640	28,007	28,302	-	-	
826310 Caspar/Ft Bragg Refuse	-	12,853	5,000	5,000	5,000	
826390 Other Charges	421,453	450,201	325,000	345,000	345,000	
Total Revenues	449,093	491,061	358,302	350,000	350,000	-
Salaries & Employee Benefits						
861011 Regular Employees	17,467	17,933	17,828	17,828	25,955	
861021 Co Cont Retirement	5,092	5,272	5,346	5,346	5,346	
861022 Co Cont OASDI	901	988	1,046	1,046	1,046	
861023 Co Cont Medicare	243	250	247	247	247	
861024 Co Cont Retire Incr	1,803	1,740	1,532	1,532	1,532	
861030 Co Cont Health Ins	2,130	1,772	2,304	2,304	2,304	
861031 Co Cont Unemp Ins	748	-	-	-	-	
861035 Co Cont Workers Comp	40,991	56,079	47,051	46,797	46,797	
Total Salaries & Employee Benefits	69,375	84,035	75,354	75,100	83,227	-
Services & Supplies						
862101 Insurance - General	17,774	17,480	20,624	16,857	16,857	
862130 Maint - Strc Impr & Grnds	-	17,731	29,085	34,204	34,204	
862170 Office Expense	-	-	100	100	100	
862183 Legal Fees	72	125	5,000	5,000	5,000	
862189 Prof/Spec Svcs - Other	113,802	91,274	106,997	107,425	107,425	
862190 Publ & Legal Notices	-	-	-	500	500	
Total Services & Supplies	131,648	126,610	161,806	164,086	164,086	-
Total Net Appropriations	201,023	210,645	237,160	239,186	247,313	-
Net County Cost (Fund Contribution)	(248,070)	(280,416)	(121,142)	(110,814)	(102,687)	-

0326 - WATER AGENCY
Carmel J. Angelo, Chief Executive Officer

State Controller
County Budget Act
2010

County of Mendocino
State of California
Budget Unit Financing Uses Detail
CEO Proposed Budget for Fiscal Year 2020-21

County Budget Form
Schedule 15

Classification:

Function: 0
Activity: 0

Budget Unit: 0326 Mendo Co Water Agency
Fund: 3260 Mendo Co Water Agency

Financing Uses Classification	2017-18 Actuals	2018-19 Actuals	2019-20 Estimate	2020-21 Request	2020-21 Proposed	2020-21 Adopted
(1)	(2)	(3)	(4)	(5)	(6)	(7)
Revenues						
821110 Curr Secured Prop Tax	143,223	148,877	146,000	150,200	150,200	
821120 Curr Unsec Prop Tax	4,168	4,500	4,300	4,500	4,500	
821130 Supplemental Roll Tax	1,898	3,233	2,000	3,000	3,000	
821210 Prior Secured Prop Tax	6	-	15	-	-	
821220 Prior Unsec Prop Tax	(122)	259	200	200	200	
821600 Timber Yield Tax	2,284	3,044	2,100	2,500	2,500	
824100 Interest	309	295	400	300	300	
825481 Homeowner Exemption	1,218	1,202	1,100	1,200	1,200	
826390 Other Charges	4,309	5,177	4,441	5,000	5,000	
827700 Other	-	966	-	-	-	
827801 Grant Revenue	220,001	239,994	206,100	523,000	523,000	
827802 Oper Transfer In	-	40,000	69,000	-	44,000	
Total Revenues	377,295	447,546	435,656	689,900	733,900	-
Salaries & Employee Benefits						
861011 Regular Employees	51,335	57,633	51,670	52,853	52,853	
861021 Co Cont Retirement	15,166	17,115	15,708	17,034	17,034	
861022 Co Cont OASDI	2,653	3,056	2,912	2,954	2,954	
861023 Co Cont Medicare	735	832	736	753	753	
861024 Co Cont Retire Incr	5,369	5,649	4,501	4,116	4,116	
861030 Co Cont Health Ins	2,281	2,321	2,749	2,781	2,781	
Total Salaries & Employee Benefits	77,540	86,605	78,277	80,491	80,491	-
Services & Supplies						
862060 Communications	193	247	250	250	250	
862101 Insurance - General	162	12	15	9	9	
862120 Maint - Equip	(394)	-	-	-	-	
862150 Memberships	7,000	35,502	37,364	-	44,000	
862170 Office Expense	723	948	1,000	1,000	1,000	
862189 Prof/Spec Svcs - Other	364,363	324,949	290,100	605,150	605,150	
862239 Spec Dept Expense	2,511	2,611	3,500	2,850	2,850	
862250 Trans/Travel	-	144	-	-	-	
862253 Travel Out of County	-	-	151	150	150	
Total Services & Supplies	374,558	364,413	332,380	609,409	653,409	-
Other Charges						
863113 Pmt Other Gov Agency	25,000	25,000	25,000	-	-	
Total Other Charges	25,000	25,000	25,000	-	-	-
Total Net Appropriations	477,098	476,018	435,656	689,900	733,900	-
Total Fund Balance Contribution	99,803	28,473	-	-	-	-

0711 - VEHICLE REPLACEMENT FUND
Carmel J. Angelo, Chief Executive Officer

State Controller
County Budget Act
2010

County of Mendocino
State of California
Budget Unit Financing Uses Detail
CEO Proposed Budget for Fiscal Year 2020-21

County Budget Form
Schedule 10

Classification:

Function: 0
Activity: 0

Budget Unit: 0711 Vehicle Replacement
Fund: 7110 Vehicle Replacement

Financing Uses Classification	2017-18 Actuals	2018-19 Actuals	2019-20 Estimate	2020-21 Request	2020-21 Proposed	2020-21 Adopted
(1)	(2)	(3)	(4)	(5)	(6)	(7)
Operating Revenues						
824100 Interest	1,707	1,704	-	-	-	-
827802 Operating Transfer In	382,000	-	-	-	-	-
Total Operating Revenues	<u>383,707</u>	<u>1,704</u>	<u>-</u>	<u>-</u>	<u>-</u>	<u>-</u>
Fixed Assets						
864370 Equipment	232,914	-	-	-	-	-
Total Fixed Assets	<u>232,914</u>	<u>-</u>	<u>-</u>	<u>-</u>	<u>-</u>	<u>-</u>
Expend Transfer & Reimb						
865802 Oper Transfer Out	-	45,448	-	-	-	-
Total Expend Transfer & Reimb	<u>-</u>	<u>45,448</u>	<u>-</u>	<u>-</u>	<u>-</u>	<u>-</u>
Total Operating Expenses	<u>232,914</u>	<u>45,448</u>	<u>-</u>	<u>-</u>	<u>-</u>	<u>-</u>
Operating Income (Loss)	<u>150,794</u>	<u>(43,744)</u>	<u>-</u>	<u>-</u>	<u>-</u>	<u>-</u>
Change in Net Assets	150,794	(43,744)	-	-	-	-
Net Assets - Beginning Balance	(42,486)	108,308	64,563	64,563	64,563	64,563
Net Assets - Ending Balance	<u>108,308</u>	<u>64,563</u>	<u>64,563</u>	<u>64,563</u>	<u>64,563</u>	<u>64,563</u>

0713 - GENERAL LIABILITY INSURANCE - RISK MANAGEMENT

Carmel J. Angelo, Chief Executive Officer

State Controller
County Budget Act
2010

County of Mendocino
State of California
Budget Unit Financing Uses Detail
CEO Proposed Budget for Fiscal Year 2020-21

County Budget Form
Schedule 10

Classification:

Function: 0

Activity: 0

Budget Unit: 0713 General Liability Insurance

Fund: 7130 General Liability Insurance

Financing Uses Classification	2017-18 Actuals	2018-19 Actuals	2019-20 Estimate	2020-21 Request	2020-21 Proposed	2020-21 Adopted
(1)	(2)	(3)	(4)	(5)	(6)	(7)
Operating Revenues						
824100 Interest	22,037	24,843	10,000	10,000	10,000	
825810 Other Govt Aid	545,374	413,440	-	-	-	
826401 I.S.F. Services	1,515,574	1,750,704	1,993,147	2,352,604	2,352,604	
Total Operating Revenues	2,082,985	2,188,988	2,003,147	2,362,604	2,362,604	-
Operating Expenses						
Salaries & Employee Benefits						
861011 Regular Employees	93,834	91,363	103,449	85,486	85,486	
861021 Co Cont Retirement	16,072	15,504	17,937	20,843	20,843	
861022 Co Cont OASDI	5,386	5,239	5,998	4,910	4,910	
861023 Co Cont Medicare	1,317	1,284	1,464	1,212	1,212	
861024 Co Cont Retire Incr	5,690	5,117	5,140	4,873	4,873	
861030 Co Cont Health Ins	11,946	9,795	14,614	9,465	9,465	
861031 Co Cont Unemp Ins	226	275	300	300	300	
Total Salaries & Employee Benefits	134,472	128,577	148,902	127,089	127,089	-
Services & Supplies						
862060 Communications	1,036	532	1,100	1,000	1,000	
862101 Insurance - General	688,635	778,791	1,085,860	1,456,250	1,456,250	
862150 Memberships	535	300	265	265	265	
862170 Office Expense	4,664	1,310	3,520	2,500	2,500	
862183 Legal Fees	263,700	430,587	410,000	420,000	420,000	
862187 Education & Training	2,030	1,370	1,500	1,500	1,500	
862189 Prof/Spec Svcs - Other	8,504	-	-	-	-	
862233 Veh Collision Repair	35,577	32,928	30,000	32,000	32,000	
862250 Trans/Travel	3,166	2,208	1,000	1,000	1,000	
862253 Travel Out of County	2,105	(409)	1,000	1,000	1,000	
Total Services & Supplies	1,009,952	1,247,618	1,534,245	1,915,515	1,915,515	-
Other Charges						
863320 Judgement/Damages	365,982	711,588	320,000	320,000	320,000	
Total Other Charges	365,982	711,588	320,000	320,000	320,000	-
Expend Transfer & Reimb						
865802 Oper Transfer Out	582,275	37,734	-	-	-	-
Total Expend Transfer & Reimb	582,275	37,734	-	-	-	-
Total Operating Expenses	2,092,680	2,125,517	2,003,147	2,362,604	2,362,604	-
Operating Income (Loss)	(9,695)	63,471	-	-	-	-
Change in Net Assets	(9,695)	63,471	-	-	-	-
Net Assets - Beginning Balance	694,288	689,357	752,828	752,828	752,828	752,828
Net Assets - Ending Balance	684,593	752,828	752,828	752,828	752,828	752,828

0714 - WORKERS' COMPENSATION
Carmel J. Angelo, Chief Executive Officer

State Controller
County Budget Act
2010

County of Mendocino
State of California
Budget Unit Financing Uses Detail
CEO Proposed Budget for Fiscal Year 2020-21

County Budget Form
Schedule 10

Classification:

Function: 0
Activity: 0

Budget Unit: 0714 Workers' Compensation
Fund: 7140 Workers' Compensation

Financing Uses Classification	2017-18 Actuals	2018-19 Actuals	2019-20 Estimate	2020-21 Request	2020-21 Proposed	2020-21 Adopted
(1)	(2)	(3)	(4)	(5)	(6)	(7)
Operating Revenues						
824100 Interest	2,608	1,232	3,000	3,000	3,000	
825810 Other Govt Aid	22,210	5,670	-	-	-	
826401 I.S.F. Services	4,902,870	5,066,265	4,933,480	4,983,598	4,983,598	
Total Operating Revenues	4,927,688	5,073,167	4,936,480	4,986,598	4,986,598	-
Operating Expenses						
Salaries & Employee Benefits						
861011 Regular Employees	62,912	70,689	81,046	86,020	86,020	
861013 Overtime Reg Emp	5	-	-	-	-	
861021 Co Cont Retirement	12,907	15,331	17,915	20,988	20,988	
861022 Co Cont OASDI	3,813	4,046	4,639	4,933	4,933	
861023 Co Cont Medicare	892	1,005	1,146	1,217	1,217	
861024 Co Cont Retire Incr	4,471	4,937	4,981	4,748	4,748	
861030 Co Cont Health Ins	7,959	6,411	9,448	9,982	9,982	
861031 Co Cont Unemp Ins	-	-	250	250	250	
Total Salaries & Employee Benefits	92,958	102,418	119,425	128,138	128,138	-
Services & Supplies						
862060 Communications	929	557	940	940	940	
862102 Workers Comp	4,526,400	4,817,895	4,794,595	4,836,000	4,836,000	
862150 Memberships	-	385	-	-	-	
862170 Office Expense	1,356	3,395	3,520	3,520	3,520	
862187 Education & Training	-	-	1,000	1,000	1,000	
862189 Prof/Spec Svcs - Other	21,670	27,167	15,000	15,000	15,000	
862239 Spec Dept Expense	751	712	-	-	-	
862250 Trans/Travel	61	6	1,000	1,000	1,000	
862253 Travel Out of County	-	-	1,000	1,000	1,000	
Total Services & Supplies	4,551,169	4,850,117	4,817,055	4,858,460	4,858,460	-
Total Operating Expenses	4,644,127	4,952,535	4,936,480	4,986,598	4,986,598	-
Operating Income (Loss)	283,561	120,631	-	-	-	-
Change in Net Assets	283,561	120,631	-	-	-	-
Net Assets - Beginning Balance	558,424	841,985	962,617	962,617	962,617	962,617
Net Assets - Ending Balance	841,985	962,617	962,617	962,617	962,617	962,617

6210 - FARM ADVISOR
Glenn McGourty, Director

State Controller
County Budget Act
2010

County of Mendocino
State of California
Budget Unit Financing Uses Detail
CEO Proposed Budget for Fiscal Year 2020-21

County Budget Form
Schedule 9

Classification:

Function: 6 Education
Activity: 602 Education - Agricultural Education

Budget Unit: 6210 Farm Advisor
Fund: 1100 County General

Financing Uses Classification	2017-18 Actuals	2018-19 Actuals	2019-20 Estimate	2020-21 Request	2020-21 Proposed	2020-21 Adopted
(1)	(2)	(3)	(4)	(5)	(6)	(7)
Revenues						
827700 Other	-	-	-	-	-	-
Total Revenues	-	-	-	-	-	-
Salaries & Employee Benefits						
861011 Regular Employees	132,248	142,458	138,184	100,891	125,852	
861021 Co Cont Retirement	22,925	25,181	25,932	39,084	39,084	
861022 Co Cont OASDI	7,827	8,460	8,159	7,599	7,599	
861023 Co Cont Medicare	1,830	1,978	1,908	1,778	1,778	
861024 Co Cont Retire Incr	6,309	6,205	5,294	9,812	9,812	
861030 Co Cont Health Ins	16,423	15,352	19,957	29,880	29,880	
861031 Co Cont Unemp Ins	2,342	1,741	460	208	208	
861035 Co Cont Workers Comp	616	595	52	24	24	
Total Salaries & Employee Benefits	190,519	201,971	199,946	189,276	214,237	-
Services & Supplies						
862060 Communications	7,162	7,896	7,526	7,526	7,526	
862101 Insurance - General	1,520	1,808	1,992	2,466	2,466	
862120 Maint - Equip	-	-	500	500	500	
862150 Memberships	1,016	755	885	885	885	
862170 Office Expense	4,723	4,239	5,495	5,495	5,495	
862189 Prof/Spec Svcs - Other	14,501	14,501	-	-	-	
862239 Spec Dept Expense	573	452	800	800	800	
862250 Trans/Travel	8,338	6,541	10,148	10,148	10,148	
862253 Travel Out of County	-	-	200	200	200	
Total Services & Supplies	37,833	36,192	27,546	28,020	28,020	-
Total Net Appropriations	228,352	238,162	227,492	217,296	242,257	-
Net County Cost (Fund Contribution)	228,352	238,162	227,492	217,296	242,257	-

2060 - GRAND JURY
Fred Branson, Foreperson

State Controller
County Budget Act
2010

County of Mendocino
State of California
Budget Unit Financing Uses Detail
CEO Proposed Budget for Fiscal Year 2020-21

County Budget Form
Schedule 9

Classification:

Function: 2 Public Protection

Budget Unit: 2060 Grand Jury

Activity: 201 Public Protection - Judicial

Fund: 1100 County General

Financing Uses Classification	2017-18 Actuals	2018-19 Actuals	2019-20 Estimate	2020-21 Request	2020-21 Proposed	2020-21 Adopted
(1)	(2)	(3)	(4)	(5)	(6)	(7)
Services & Supplies						
862060 Communications	588	546	900	900	900	
862101 Insurance - General	2,336	2,576	2,869	3,423	3,423	
862110 Jury & Witness Expense	25,194	21,895	32,000	32,000	32,000	
862170 Office Expense	5,291	953	3,000	2,500	2,500	
862187 Education & Training	2,340	2,825	3,000	2,825	2,825	
862239 Spec Dept Exp	-	2,477	3,000	1,000	1,000	
862250 Trans/Travel	46,107	45,766	38,455	45,952	45,952	
862253 Travel Out of County	-	-	1,000	1,000	1,000	
Total Services & Supplies	81,856	77,038	84,224	89,600	89,600	-
Total Net Appropriations	81,856	77,038	84,224	89,600	89,600	-
Net County Cost (Fund Contribution)	81,856	77,038	84,224	89,600	89,600	-

5020 - HEALTH AND HUMAN SERVICES AGENCY ADMINISTRATION
Tammy Moss Chandler, HHSA Director

State Controller
County Budget Act
2010

County of Mendocino
State of California
Budget Unit Financing Uses Detail
CEO Proposed Budget for Fiscal Year 2020-21

County Budget Form
Schedule 9

Classification:

Function: 5 Public Assistance

Budget Unit: 5020 HHSA Administration

Activity: 501 Public Assistance - Administration

Fund: 1100 County General

Financing Uses Classification	2017-18 Actuals	2018-19 Actuals	2019-20 Estimate	2020-21 Request	2020-21 Proposed	2020-21 Adopted
(1)	(2)	(3)	(4)	(5)	(6)	(7)
Revenues						
826390 Other Charges	369,288	262,115	-	311,959	311,959	
Total Revenues	369,288	262,115	-	311,959	311,959	-
Salaries & Employee Benefits						
861011 Regular Employees	953,288	877,955	1,178,921	1,543,601	1,543,601	
861012 Extra Help	1,565	12,659	5,000	10,000	10,000	
861013 Overtime Reg Emp	9,978	7,144	5,000	5,000	5,000	
861021 Co Cont Retirement	271,718	253,420	355,926	497,616	497,616	
861022 Co Cont OASDI	54,569	48,401	67,041	88,498	88,498	
861023 Co Cont Medicare	13,344	12,405	16,352	21,463	21,463	
861024 Co Cont to Ret Increment	84,063	70,606	91,381	103,654	103,654	
861030 Co Cont Health Ins	138,939	130,354	259,221	242,428	242,428	
861031 Co Cont Unemp Ins	1,109	796	3,142	3,379	3,379	
861035 Co Cont Workers Comp	1,891	19,313	49,732	51,415	51,415	
Total Salaries & Employee Benefits	1,530,464	1,433,053	2,031,716	2,567,054	2,567,054	-
Services & Supplies						
862060 Communications	9,149	4,880	12,500	12,500	12,500	
862090 Household Expense	2,614	758	3,000	3,000	3,000	
862101 Insurance - General	2,719	2,402	3,140	3,381	3,381	
862120 Maintenance - Equip	7	-	-	-	-	
862130 Maint Strc/Impr/Grnds	-	2,680	-	-	-	
862150 Memberships	225	117	3,000	3,000	3,000	
862170 Office Expense	17,721	13,345	20,000	20,000	20,000	
862171 Paper Supplies	289	68	2,000	2,000	2,000	
862181 Auditing/Fiscal Svc	-	-	500	500	500	
862182 Data Processing Svcs	245	13,694	3,000	6,000	6,000	
862183 Legal Fees	-	-	1,000	1,000	1,000	
862187 Education & Training	59,497	21,746	65,000	45,000	45,000	
862188 Printing	-	1,020	2,500	2,500	2,500	
862189 Prof/Spec Svcs - Other	277,225	89,765	50,000	50,000	50,000	
862190 Pub/Legal Notice	849	838	2,000	2,000	2,000	
862210 Rent/Lease - Bldg Grnds	3,360	4,919	4,000	6,500	6,500	
862230 Info Tech Equip	1,611	286	15,000	5,000	5,000	
862239 Spec Dept Expense	1,206,710	1,591,959	1,145,265	1,560,495	1,560,495	
862250 Trans/Travel	750	1,491	2,500	2,500	2,500	
862253 Travel Out of County	6,035	3,151	15,000	15,000	15,000	
862260 Utilities	1,930	-	6,000	6,000	6,000	
Total Services & Supplies	1,590,937	1,753,119	1,355,405	1,746,376	1,746,376	-
Fixed Assets						
864360 Structure/Improvement	2,881	-	1,000	1,000	1,000	
864370 Equipment	-	-	1,000	1,000	1,000	
Total Fixed Assets	2,881	-	2,000	2,000	2,000	-
Expend Transfer & Reimb						
865380 Intrafund Transfer	(2,754,994)	(2,924,057)	(3,475,636)	(4,003,471)	(4,003,471)	
865802 Oper Transfer Out	-	-	-	-	-	
Total Expend Transfer & Reimb	(2,754,994)	(2,924,057)	(3,475,636)	(4,003,471)	(4,003,471)	-
Total Net Appropriations	369,288	262,115	(86,515)	311,959	311,959	-
Net County Cost (Fund Contribution)	-	-	(86,515)	-	-	-

**4010 - PUBLIC HEALTH ADMINISTRATION
Tammy Moss Chandler, HHSA Director**

State Controller
County Budget Act
2010

County of Mendocino
State of California
Budget Unit Financing Uses Detail
CEO Proposed Budget for Fiscal Year 2020-21

County Budget Form
Schedule 9

Classification:

Function: 4 Health & Sanitation

Activity: 401 Health and Sanitation - Health

Budget Unit: 4010 Public Health Administration

Fund: 1100 County General

Financing Uses Classification	2017-18 Actuals	2018-19 Actuals	2019-20 Estimate	2020-21 Request	2020-21 Proposed	2020-21 Adopted
(1)	(2)	(3)	(4)	(5)	(6)	(7)
Revenues						
823204 Misc Court Fine	698	963	1,000	1,000	1,000	
825341 Realignment Hlth Svcs	1,129,023	69,185	1,196,451	1,103,652	1,103,652	
825670 Federal Other	269,244	191,692	157,472	150,000	150,000	
825810 Other Govt Agency Aid	63,279	18,015	2,200	4,400	4,400	
826263 Health - Vital Stats	43,719	44,648	46,000	46,000	46,000	
826390 Other Charges	519,619	503,449	757,594	693,552	693,552	
827600 Other Sales	2,956	3,485	3,000	3,500	3,500	
827700 Other	11,125	(3,787)	38,125	-	-	
827801 Grant Revenue	185,402	439,599	703,424	501,179	501,179	
827802 Operating Transfer In	1,502	17,508	-	695,000	695,000	-
Total Revenues	2,226,567	1,284,758	2,905,266	3,198,283	3,198,283	-
Salaries & Employee Benefits						
861011 Regular Employees	995,798	1,260,478	1,540,763	1,589,343	1,589,343	
861012 Extra Help	13,841	5,026	-	-	-	
861013 Overtime Reg Emp	1,234	7,198	7,500	7,500	7,500	
861021 Co Cont Retirement	298,332	373,331	471,350	499,758	499,758	
861022 Co Cont OASDI	60,056	75,756	91,459	91,973	91,973	
861023 Co Cont Medicare	14,045	17,717	21,391	22,261	22,261	
861024 Co Cont Retire Incr	98,885	109,451	115,775	101,560	101,560	
861030 Co Cont Health Ins	104,832	139,336	225,914	201,689	201,689	
861031 Co Cont Unemp Ins	1,622	1,125	1,183	2,523	2,523	
861035 Co Cont Workers Comp	51,162	49,267	36,806	31,798	31,798	
Total Salaries & Employee Benefits	1,639,808	2,038,685	2,512,141	2,548,405	2,548,405	-
Services & Supplies						
862060 Communications	14,313	18,266	11,150	11,930	11,930	
862101 Insurance - General	114,922	114,072	26,844	31,560	31,560	
862109 Insurance - Other	9,578	8,088	8,897	20,765	20,765	
862120 Maint - Equip	9	-	750	-	-	
862130 Maint - Strc Impr & Grnds	-	-	1,200	-	-	
862150 Memberships	11,264	5,953	7,300	5,000	5,000	
862170 Office Expense	29,159	28,154	26,065	31,111	31,111	
862185 Medical & Dental Svcs	46	-	-	-	-	
862187 Education & Training	4,730	6,021	8,700	12,400	12,400	
862189 Prof/Spec Svcs - Other	426,162	435,229	613,430	549,140	549,140	
862190 Pub/Legal Notice	2,129	4,741	2,500	5,000	5,000	
862210 Rent/Lease - Bldg Grnds	900	1,675	5,040	1,440	1,440	
862230 Info Tech Equip	8,578	11,017	23,000	-	-	
862239 Spec Dept Expense	905,616	1,226,257	1,292,239	1,364,082	1,364,082	
862250 Trans/Travel	6,548	7,690	12,852	13,747	13,747	
862253 Travel Out of County	13,611	21,298	24,265	24,984	24,984	
862260 Utilities	11,295	13,584	11,800	11,800	11,800	
Total Services & Supplies	1,558,862	1,902,045	2,076,032	2,082,959	2,082,959	-
Expend Transfer & Reimb						
865380 Intrafund Transfer	(881,899)	(1,382,479)	(1,361,658)	(1,411,832)	(1,411,832)	
865802 Oper Transfer Out	1,083,066	-	-	-	-	-
Total Expend Transfer & Reimb	201,167	(1,382,479)	(1,361,658)	(1,411,832)	(1,411,832)	-
Total Net Appropriations	3,399,837	2,558,252	3,226,515	3,219,532	3,219,532	-
Net County Cost (Fund Contribution)	1,173,270	1,273,494	321,249	21,249	21,249	-

4011 - ENVIRONMENTAL HEALTH
Tammy Moss Chandler, HHSA Director

State Controller
County Budget Act
2010

County of Mendocino
State of California
Budget Unit Financing Uses Detail
CEO Proposed Budget for Fiscal Year 2020-21

County Budget Form
Schedule 9

Classification:

Function: 4 Health & Sanitation

Activity: 401 Health and Sanitation - Health

Budget Unit: 4011 Environmental Health

Fund: 1100 County General

Financing Uses Classification	2017-18 Actuals	2018-19 Actuals	2019-20 Estimate	2020-21 Request	2020-21 Proposed	2020-21 Adopted
(1)	(2)	(3)	(4)	(5)	(6)	(7)
Revenues						
822606 Land Use Fee	455,302	556,215	549,565	659,478	659,478	
825341 Realignment Hlth Svcs	232,612	112,008	335,826	350,797	350,797	
825490 State Other	20,941	-	-	-	-	
825670 Federal Other	13,032	24,281	30,000	30,000	30,000	
826283 Consumer Protect Prog	438,225	455,615	554,355	637,508	637,508	
826315 Solid Waste Fee	87,604	82,070	115,000	115,000	115,000	
826390 Other Charges	497,092	812,960	933,304	1,090,638	1,090,638	
827700 Other	417	707	-	-	-	
827802 Oper Transfer In	137,774	-	-	-	-	-
Total Revenues	1,882,999	2,043,854	2,518,050	2,883,421	2,883,421	-
Salaries & Employee Benefits						
861011 Regular Employees	999,912	1,111,333	1,205,414	1,395,806	1,395,806	
861012 Extra Help	32,784	22,304	41,519	44,840	44,840	
861013 Overtime Reg Emp	46,800	46,236	23,463	20,594	20,594	
861021 Co Cont Retirement	288,569	323,408	371,846	442,795	442,795	
861022 Co Cont OASDI	60,481	67,150	71,944	82,788	82,788	
861023 Co Cont Medicare	15,173	16,597	17,970	20,635	20,635	
861024 Co Cont Retire Incr	93,962	96,027	93,602	88,630	88,630	
861030 Co Cont Health Ins	106,643	109,611	164,802	150,657	150,657	
861031 Co Cont Unemp Ins	832	1,847	2,203	2,325	2,325	
861035 Co Cont Workers Comp	6,331	28,645	62,762	64,541	64,541	
Total Salaries & Employee Benefits	1,651,487	1,823,158	2,055,525	2,313,611	2,313,611	-
Services & Supplies						
862060 Communications	4,408	4,353	6,100	5,300	5,300	
862101 Insurance - General	7,129	15,044	17,329	17,663	17,663	
862120 Maint - Equip	548	237	3,000	3,000	3,000	
862150 Memberships	1,781	1,190	2,950	2,950	2,950	
862170 Office Expense	35,634	18,040	30,750	21,250	21,250	
862185 Medical/Dental Svcs	2,182	855	950	950	950	
862187 Education & Training	10,111	22,542	30,000	24,000	24,000	
862189 Prof/Spec Svcs - Other	64,591	23,539	137,169	137,169	137,169	
862190 Pub/Legal Notice	939	417	1,500	1,000	1,000	
862210 Rent/Lease - Bldg Grnds	-	-	-	-	-	
862220 Small Tools & Instrmnt	640	3,488	4,000	4,000	4,000	
862230 Info Tech Equip	4,456	23,412	95,204	48,204	48,204	
862239 Spec Dept Expense	202,319	464,998	320,727	473,419	473,419	
862250 Trans/Travel	41,125	50,353	36,750	41,000	41,000	
862253 Travel Out of County	12,620	18,760	36,500	21,500	21,500	
Total Services & Supplies	388,484	647,228	722,929	801,405	801,405	-
Fixed Assets						
864370 Equipment	59,600	41,004	-	-	-	-
Total Fixed Assets	59,600	41,004	-	-	-	-
Expend Transfer & Reimb						
865380 Intrafund Transfer	(548)	(220,250)	(90,220)	(91,411)	(91,411)	
865802 Oper Transfer Out	6,344	-	-	-	-	-
Total Expend Transfer & Reimb	5,795	(220,250)	(90,220)	(91,411)	(91,411)	-
Total Net Appropriations	2,105,366	2,291,139	2,688,234	3,023,605	3,023,605	-

Net County Cost (Fund Contribution)	222,367	247,285	170,184	140,184	140,184	-
-------------------------------------	---------	---------	---------	---------	---------	---

4012 - SUBSTANCE USE DISORDER TREATMENT (SUDT)
Tammy Moss Chandler, HHSA Director

State Controller
County Budget Act
2010

County of Mendocino
State of California
Budget Unit Financing Uses Detail
CEO Proposed Budget for Fiscal Year 2020-21

County Budget Form
Schedule 9

Classification:

Function: 4 Health & Sanitation
Activity: 401 Health and Sanitation - Health

Budget Unit: 4012 Alcohol/Other Drug Program
Fund: 1100 County General

Financing Uses Classification	2017-18 Actuals	2018-19 Actuals	2019-20 Estimate	2020-21 Request	2020-21 Proposed	2020-21 Adopted
(1)	(2)	(3)	(4)	(5)	(6)	(7)
Revenues						
823205 Drug/Alcohol Fine	15,258	14,690	-	15,000	15,000	
823206 Co Alcohol Educ	12,123	11,340	21,669	27,216	27,216	
823207 Drug Abuse Educ	8,177	5,309	-	4,700	4,700	
825342 Realignment Mental Health	375,557	608,003	592,182	561,763	561,763	
825344 2011 Realign Pub Safety	37,774	24,713	55,738	55,738	55,738	
825393 State Aid - Drug & Alc	1,074,731	886,684	1,101,794	1,138,861	1,138,861	
825670 Federal Other	100	-	-	-	-	
826265 Drug Diversion Svc	11,545	20,177	20,000	25,000	25,000	
826348 Driving Under Infl	17,094	17,408	17,890	17,890	17,890	
826390 Other Charges	102,840	75,444	599,221	330,357	330,357	
827700 Other	14	-	-	-	-	
827800 Other	-	-	70,000	49,000	49,000	
827802 Operating Transfer In	71,549	18,922	104,600	52,300	52,300	
827805 Medi-Cal	44,570	22,720	50,000	50,000	50,000	
Total Revenues	1,771,333	1,705,410	2,633,094	2,327,825	2,327,825	-
Salaries & Employee Benefits						
861011 Regular Employees	1,091,535	937,068	1,584,787	1,357,022	1,357,022	
861012 Extra Help	9,222	-	24,166	-	-	
861013 Overtime Reg Emp	7,715	7,093	-	-	-	
861021 Co Cont Retirement	319,272	282,307	482,351	437,692	437,692	
861022 Co Cont OASDI	64,575	55,516	94,419	80,171	80,171	
861023 Co Cont Medicare	15,236	12,984	22,434	18,750	18,750	
861024 Co Cont Retire Incr	102,448	81,303	123,592	88,756	88,756	
861030 Co Cont Health Ins	164,934	147,966	267,530	242,140	242,140	
861031 Co Cont Unemp Ins	7,359	7,340	8,741	7,134	7,134	
861035 Co Cont Workers Comp	278,623	263,242	247,869	187,527	187,527	
Total Salaries & Employee Benefits	2,060,917	1,794,818	2,855,889	2,419,192	2,419,192	-
Services & Supplies						
862060 Communications	6,965	9,312	5,650	22,992	22,992	
862090 Household Expense	415	1,485	500	796	796	
862101 Insurance - General	6,180	8,055	9,215	10,660	10,660	
862109 Insurance Other	22,957	21,012	25,000	36,754	36,754	
862120 Maintenance-Equipment	37	-	250	-	-	
862130 Maint Strc/Impr/Grnds	6,883	42,293	-	6,700	6,700	
862140 Med Dntl & Lab Supls	-	-	-	-	-	
862150 Memberships	14,574	14,268	11,500	15,971	15,971	
862170 Office Expense	11,111	11,968	14,388	20,131	20,131	
862185 Medical/Dental Svcs	312	302	500	500	500	
862187 Education & Training	1,202	1,237	1,600	1,548	1,548	
862189 Prof/Spec Svcs - Other	79,469	96,013	177,925	138,646	138,646	
862190 Publ/Legal Notice	2,944	3,519	3,000	3,000	3,000	
862230 Info Tech Equip	227	17,738	29,000	69,791	69,791	
862239 Spec Dept Expense	393,006	610,133	481,129	811,741	811,741	
862250 Trans/Travel	8,492	3,545	3,800	6,200	6,200	
862253 Travel Out of County	2,727	3,860	3,700	3,450	3,450	
862260 Utilities	20,199	27,010	12,975	20,568	20,568	
Total Services & Supplies	577,701	871,749	780,132	1,169,448	1,169,448	-
Other Charges						
863280 Contr Other Agency	-	-	70,000	49,000	49,000	
Total Other Charges	-	-	70,000	49,000	49,000	-
Expend Transfer & Reimb						

865380 Intrafund Transfer	(729,043)	(788,932)	(814,850)	(979,865)	(979,865)	-
865802 Oper Transfer Out	116,076	-	-	-	-	-
Total Expend Transfer & Reimb	(612,966)	(788,932)	(814,850)	(979,865)	(979,865)	-
Total Net Appropriations	2,025,652	1,877,634	2,891,171	2,657,775	2,657,775	-
Net County Cost (Fund Contribution)	254,319	172,224	258,077	329,950	329,950	-

4013 - PUBLIC HEALTH NURSING
Tammy Moss Chandler, HHSA Director

State Controller
County Budget Act
2010

County of Mendocino
State of California
Budget Unit Financing Uses Detail
CEO Proposed Budget for Fiscal Year 2020-21

County Budget Form
Schedule 9

Classification:

Function: 4 Health & Sanitation

Activity: 401 Health and Sanitation - Health

Budget Unit: 4013 Public Health Nursing

Fund: 1100 County General

Financing Uses Classification	2017-18 Actuals	2018-19 Actuals	2019-20 Estimate	2020-21 Request	2020-21 Proposed	2020-21 Adopted
(1)	(2)	(3)	(4)	(5)	(6)	(7)
Revenues						
824200 Rent/Concession	2,000	-	-	-	-	-
825341 Realignment Hlth Svcs	172,264	206	246,881	277,781	277,781	
825490 State Other	366,142	447,773	624,519	562,801	562,801	
826300 Nursing Fee	11,576	10,752	11,000	8,000	8,000	
826390 Other Charges	14,042	13,221	27,005	30,991	30,991	
827700 Other	54	1,000	-	1,000	1,000	
827707 Donation	802	20	500	200	200	
827802 Oper Transfer In	-	(13,051)	-	1,830,000	1,830,000	-
Total Revenues	566,881	459,921	909,905	2,710,773	2,710,773	-
Salaries & Employee Benefits						
861011 Regular Employees	809,012	676,507	998,348	1,337,985	1,337,985	
861012 Extra Help	38,122	45,385	31,762	-	-	
861013 Overtime Reg Emp	24,151	28,316	25,168	27,238	27,238	
861021 Co Cont Retirement	248,141	198,070	313,011	421,823	421,823	
861022 Co Cont OASDI	49,467	41,818	61,498	80,706	80,706	
861023 Co Cont Medicare	12,135	10,438	14,843	18,874	18,874	
861024 Co Cont Retire Incr	81,560	57,097	70,042	76,008	76,008	
861030 Co Cont Health Ins	83,842	81,009	139,952	170,446	170,446	
861031 Co Cont Unemp Ins	1,180	1,183	1,914	2,024	2,024	
861035 Co Cont Workers Comp	90,087	133,133	158,389	137,754	137,754	
Total Salaries & Employee Benefits	1,437,697	1,272,957	1,814,927	2,272,858	2,272,858	-
Services & Supplies						
862060 Communications	9,560	11,070	15,255	17,333	17,333	
862090 Household Expense	8,545	13,571	13,500	12,600	12,600	
862101 Insurance - General	3,609	3,614	5,480	8,314	8,314	
862109 Insurance Other	22,604	16,750	18,425	21,700	21,700	
862120 Maint - Equip	386	240	-	400	400	
862130 Maint Strc/Impr/Grnds	4,848	2,295	2,000	1,900	1,900	
862140 Med Dntl & Lab Supls	7,889	8,142	21,500	16,500	16,500	
862150 Memberships	1,100	1,140	1,600	1,680	1,680	
862170 Office Expense	22,286	11,357	13,000	13,000	13,000	
862185 Medical/Dental Svcs	1,662	648	1,750	1,750	1,750	
862187 Education & Training	8,356	11,781	19,100	19,100	19,100	
862189 Prof/Spec Svcs - Other	31,953	26,999	197,026	95,800	95,800	
862190 Pub/Legal Notice	732	1,640	2,000	2,000	2,000	
862230 Info Tech Equip	357	45,857	25,000	12,000	12,000	
862239 Spec Dept Expense	241,004	555,201	473,060	798,004	798,004	
862250 Trans/Travel	6,658	17,015	13,500	29,500	29,500	
862253 Travel Out of County	14,004	18,972	29,100	21,500	21,500	
862260 Utilities	15,140	15,016	15,444	17,154	17,154	
Total Services & Supplies	400,693	761,309	866,740	1,090,235	1,090,235	-
Other Charges						
863113 Pmt Other Gov Agency	117,834	121,959	126,228	132,539	132,539	
863280 Contr Other Agency	-	-	-	-	-	-
Total Other Charges	117,834	121,959	126,228	132,539	132,539	-
Fixed Assets						
864360 Structures & Imprvments	-	6,235	-	30,000	-	-
864370 Equipment	114,792	-	85,000	-	-	-
Total Fixed Assets	114,792	6,235	85,000	30,000	-	-
Expend Transfer & Reimb						

865380 Intrafund Transfer	(125,144)	(168,673)	(368,778)	(628,347)	(628,347)	
865802 Oper Transfer Out	67,416	-	-	-	30,000	
<hr/>						
Total Expend Transfer & Reimb	(57,727)	(168,673)	(368,778)	(628,347)	(598,347)	-
<hr/>						
Total Net Appropriations	2,013,289	1,993,788	2,524,117	2,897,285	2,897,285	-
<hr/>						
Net County Cost (Fund Contribution)	1,446,408	1,533,867	1,614,212	186,512	186,512	-
<hr/>						

4016 - EMERGENCY MEDICAL SERVICES
Tammy Moss Chandler, HHSA Director

State Controller
County Budget Act
2010

County of Mendocino
State of California
Budget Unit Financing Uses Detail
CEO Proposed Budget for Fiscal Year 2020-21

County Budget Form
Schedule 9

Classification:

Function: 4 Health & Sanitation
Activity: 401 Health and Sanitation - Health

Budget Unit: 4016 Emergency Medical Services
Fund: 1100 County General

Financing Uses Classification	2017-18 Actuals	2018-19 Actuals	2019-20 Estimate	2020-21 Request	2020-21 Proposed	2020-21 Adopted
(1)	(2)	(3)	(4)	(5)	(6)	(7)
Revenues						
821110 Curr Secured Prop Tax	190,888	198,656	178,685	178,685	178,685	
821120 Curr Unsec Prop Tax	5,589	6,044	5,900	5,900	5,900	
821130 Supplemental Roll Tax	2,542	4,876	4,000	4,000	4,000	
821210 Prior Sec Prop Tax	-	-	-	-	-	
821220 Prior Unsec Prop Tax	(163)	347	200	200	200	
821700 Hwy Prop Rental	-	-	-	-	-	
823204 Misc Court Fine	96,680	113,792	115,450	110,365	110,365	
825472 County Hospital	-	86,672	40,000	40,000	40,000	
825481 Homeowner Exemption	1,634	1,615	1,600	1,600	1,600	
826361 EMS Per Call Fee	11,616	-	15,000	-	-	
826390 Other Charges	73,461	64,186	81,025	132,700	132,700	
827700 Other	170	551	300	300	300	
Total Revenues	382,418	476,739	442,160	473,750	473,750	-
Services & Supplies						
862060 Communications	1,449	1,559	1,650	1,635	1,635	
862101 Insurance - General	351	394	400	580	580	
862120 Maint Equip	-	-	2,000	2,000	2,000	
862140 Med Dntl & Lab Supls	5,259	5,482	6,025	6,025	6,025	
862170 Office Expense	57	1	50	50	50	
862189 Prof/Spec Svcs - Other	26,612	2,718	-	60,398	60,398	
862230 Info Tech Equip	-	-	3,000	-	-	
862239 Spec Dept Expense	4,477	26,644	1,191	15,000	15,000	
862250 Trans/Travel	-	-	100	100	100	
862253 Travel Out of County	-	-	100	100	100	
862260 Utilities	297	276	500	400	400	
Total Services & Supplies	38,502	37,075	15,016	86,288	86,288	-
Other Charges						
863113 Pmt Other Gov Agency	592,150	256,975	1,114,919	782,827	953,443	
863119 Supp/Care - Other	-	46,033	40,000	40,000	40,000	
863280 Contr Other Agency	107,500	107,500	107,500	399,910	399,910	
Total Other Charges	699,650	410,509	1,262,419	1,222,737	1,393,353	-
Total Net Appropriations	738,152	447,584	1,277,435	1,309,025	1,479,641	-
Net County Cost (Fund Contribution)	355,734	(29,155)	835,275	835,275	1,005,891	-

4050 - MENTAL HEALTH SERVICES
Tammy Moss Chandler, HHSA Director

State Controller
County Budget Act
2010

County of Mendocino
State of California
Budget Unit Financing Uses Detail
CEO Proposed Budget for Fiscal Year 2020-21

County Budget Form
Schedule 9

Classification:

Function: 4 Health & Sanitation

Activity: 406 Health and Sanitation - Mental Health

Budget Unit: 4050 Mental Health Service

Fund: 1221 Mental Health Service

Financing Uses Classification	2017-18 Actuals	2018-19 Actuals	2019-20 Estimate	2020-21 Request	2020-21 Proposed	2020-21 Adopted
(1)	(2)	(3)	(4)	(5)	(6)	(7)
Revenues						
824100 Interest	(47,823)	(31,055)	(21,000)	(27,416)	(27,416)	
825330 State Aid Mental Hlth	7,189,585	5,756,146	6,178,965	6,271,280	6,271,280	
825331 Medi-Cal Mental Hlth	8,801,450	8,800,566	10,300,498	10,609,498	10,609,498	
825342 Realignment Mental Hlth	3,973,056	3,793,066	4,180,046	4,182,046	4,182,046	
825344 2011 Realign Pub Safety	129,340	127,686	135,268	117,940	117,940	
825490 State Other	109,783	197,038	2,243,938	1,183,125	1,183,125	
825670 Federal Other Revenue	-	18,088	-	-	-	
826290 Mental Health Svc	44,293	494	-	-	-	
826390 Other Charges	1,652,678	5,748,597	742,156	917,511	917,511	
827600 Other Sales	450	40	500	150	150	
827700 Other	93,475	174,107	150,000	150,000	150,000	
827707 Donation	-	23	-	-	-	
827802 Oper Transfer In	4,634,827	49,042	503,460	755,386	755,386	
Total Revenues	26,581,113	24,633,837	24,413,831	24,159,520	24,159,520	-
Salaries & Employee Benefits						
861011 Regular Employees	1,649,604	1,680,696	2,061,450	2,176,422	2,176,422	
861012 Extra Help	48,964	31,692	16,510	-	-	
861013 Overtime Reg Emp	12,635	9,397	-	-	-	
861021 Co Cont Retirement	491,987	502,617	634,920	691,896	691,896	
861022 Co Cont OASDI	98,436	100,781	123,868	128,689	128,689	
861023 Co Cont Medicare	23,764	24,029	29,208	30,583	30,583	
861024 Co Cont Retire Incr	160,835	149,909	160,006	141,284	141,284	
861030 Co Cont Health Ins	246,514	202,374	311,987	271,003	271,003	
861031 Co Cont Unemp Ins	9,340	8,794	5,803	3,121	3,121	
861035 Co Cont Workers Comp	138,928	128,041	84,706	67,592	67,592	
Total Salaries & Employee Benefits	2,881,007	2,838,330	3,428,458	3,510,590	3,510,590	-
Services & Supplies						
862060 Communications	26,593	28,491	26,800	32,570	32,570	
862080 Food	1,451	1,635	3,000	2,000	2,000	
862090 Household Expense	1,480	804	1,200	1,000	1,000	
862101 Insurance - General	25,363	23,789	23,789	20,497	20,497	
862109 Insurance Other	21,072	24,264	24,264	45,000	45,000	
862120 Maint - Equip	95	-	-	-	-	
862130 Maint Strc Impr & Grnds	69,134	32,699	78,616	85,000	50,000	
862150 Memberships	5,906	6,100	6,150	14,475	14,475	
862170 Office Expense	32,045	24,962	36,850	31,390	31,390	
862182 Data Processing Svcs	14,708	22,542	25,300	28,300	28,300	
862185 Medical/Dental Svcs	239,205	36,051	31,250	31,400	31,400	
862187 Education & Training	4,387	1,006	7,000	7,000	7,000	
862189 Prof/Spec Svcs - Other	254,450	326,517	371,400	394,150	394,150	
862190 Pub/Legal Notice	3,677	3,265	12,750	7,000	7,000	
862194 A-87 Costs	299,814	364,246	364,246	342,781	342,781	
862210 Rent/Lease - Bldg Grnds	-	-	30	30	30	
862230 Info Tech Equip	78,048	49,091	130,300	52,591	52,591	
862239 Spec Dept Expense	341,134	634,457	391,724	796,574	796,574	
862250 Trans/Travel	42,476	43,219	17,800	17,750	17,750	
862253 Travel Out of County	14,081	7,630	17,520	16,970	16,970	
862260 Utilities	37,979	28,892	44,200	36,200	36,200	
Total Services & Supplies	1,513,097	1,659,661	1,614,189	1,962,678	1,927,678	-
Other Charges						
863113 Pmt Other Gov Agency	608,487	18,285,523	980,141	1,153,840	1,153,840	
863162 Residential Care	2,209,183	2,588,292	2,247,900	2,209,350	2,209,350	

863280 Contr to Other Agncs	19,809,230	771,126	15,415,316	15,415,316	15,415,316	
Total Other Charges	22,626,900	21,644,940	18,643,357	18,778,506	18,778,506	-
Fixed Assets						
864370 Equipment	30,508	-	-	-	-	-
Total Fixed Assets	30,508	-	-	-	-	-
Expend Transfer & Reimb						
865380 Intrafund Transfer	-	(332,323)	(12,954)	(126,243)	(126,243)	
865802 Oper Transfer Out	89,610	56,149	52,999	49,739	84,739	
Total Expend Transfer & Reimb	89,610	(276,174)	40,045	(76,504)	(41,504)	-
Total Net Appropriations	27,141,122	25,866,757	23,726,049	24,175,270	24,175,270	-
Net County Cost (Fund Contribution)	560,009	1,232,920	(687,782)	15,750	15,750	-

4051 - MENTAL HEALTH SERVICES ACT
Tammy Moss Chandler, HHSA Director

State Controller
County Budget Act
2010

County of Mendocino
State of California
Budget Unit Financing Uses Detail
CEO Proposed Budget for Fiscal Year 2020-21

County Budget Form
Schedule 9

Function: 4 Health & Sanitation
Activity: 406 Health and Sanitation - Mental Health

Budget Unit: 4051 Mental Health Services Act
Fund: 1223 Mental Health Service

Financing Uses Classification	2017-18 Actuals	2018-19 Actuals	2019-20 Estimate	2020-21 Request	2020-21 Proposed	2020-21 Adopted
(1)	(2)	(3)	(4)	(5)	(6)	(7)
Revenues						
824100 Interest	113,759	109,211	-	-	-	
825330 State Aid Mental Hlth	4,893,070	4,823,208	4,836,832	4,836,832	4,836,832	
826390 Other Charges	-	(16,673)	-	12,859	12,859	-
Total Revenues	5,006,829	4,915,746	4,836,832	4,849,691	4,849,691	-
Salaries & Employee Benefits						
861011 Regular Employees	-	-	213,519	316,280	316,280	
861021 Co Cont Retirement	-	-	66,292	103,422	103,422	
861022 Co Cont OASDI	-	-	13,038	18,511	18,511	
861023 Co Cont Medicare	-	-	3,050	4,329	4,329	
861024 Co Cont Retire Incr	-	-	17,808	22,009	22,009	
861030 Co Cont Health Ins	-	-	24,023	52,157	52,157	
861031 Co Cont Unemp Ins	(16,673)	-	-	218	218	
861035 Co Cont Workers Comp	1,916	-	-	191	191	
Total Salaries & Employee Benefits	(14,757)	-	337,730	517,117	517,117	-
Services & Supplies						
862060 Communications	3	5	250	250	250	
862080 Food	159	289	1,750	1,500	1,500	
862090 Household Expense	18	-	-	-	-	
862101 Insurance - General	529	267	-	85	85	
862150 Memberships	1,497	1,500	1,500	1,500	1,500	
862170 Office Expense	20,833	1,250	7,000	1,500	1,500	
862182 Data Processing Svcs	5,258	550	-	-	-	
862187 Education & Training	22,360	390	32,145	32,145	32,145	
862189 Prof/Spec Svcs - Other	1,123,259	647,108	2,634,139	1,304,493	1,304,493	
862194 A-87 Costs	(6,117)	(15,530)	7,000	7,000	7,000	
862210 Rent/Lease - Bldg Grnds	300	-	-	-	-	
862230 Info Tech Equip	28,552	32,311	134,875	-	-	
862239 Spec Dept Expense	1,336,663	4,542,041	661,770	153,587	153,587	
862250 Trans/Travel	645	133	1,000	1,120	1,120	
862253 Travel Out of County	9,880	2,315	500	1,700	1,700	
Total Services & Supplies	2,543,839	5,212,631	3,481,929	1,504,880	1,504,880	-
Other Charges						
863113 Paymts to Other Govts	-	-	1,500	-	-	
863280 Contr to Other Agncs	-	-	3,527,457	3,058,993	3,058,993	
Total Other Charges	-	-	3,528,957	3,058,993	3,058,993	-
Fixed Assets						
864370 Equipment	29,350	-	137,000	-	-	
Total Fixed Assets	29,350	-	137,000	-	-	-
Expend Transfer & Reimb						
865380 Intrafund Transfer	-	-	-	(11,589)	(11,589)	
865802 Oper Transfer Out	3,641,392	61,797	392,080	507,686	507,686	
Total Expend Transfer & Reimb	3,641,392	61,797	392,080	496,097	496,097	-
Total Net Appropriations	6,199,824	5,274,428	7,877,696	5,577,087	5,577,087	-
Net County Cost (Fund Contribution)	1,192,995	358,682	3,040,864	727,396	727,396	-

4052 - MENTAL HEALTH TREATMENT ACT (MEASURE B)
Tammy Moss Chandler, HHSA Director

State Controller
County Budget Act
2010

County of Mendocino
State of California
Budget Unit Financing Uses Detail
CEO Proposed Budget for Fiscal Year 2020-21

County Budget Form
Schedule 9

Function: 4 Health & Sanitation
Activity: 406 Health and Sanitation - Mental Health

Budget Unit: 4052 Mental Health Treatment Act
Fund: 1224 Mental Health Treatment

Financing Uses Classification	2017-18 Actuals	2018-19 Actuals	2019-20 Estimate	2020-21 Request	2020-21 Proposed	2020-21 Adopted
(1)	(2)	(3)	(4)	(5)	(6)	(7)
Revenues						
821500 Sales & Use Tax	1,606,571	8,555,373	7,500,000	8,500,000	8,500,000	
824100 Interest	100	69,470	-	200,000	200,000	
Total Revenues	1,606,671	8,624,843	7,500,000	8,700,000	8,700,000	-
Salaries & Employee Benefits						
861011 Regular Employees	-	-	73,250	84,250	84,250	
861021 Co Cont Retirement	-	-	22,429	27,330	27,330	
861022 Co Cont OASDI	-	-	4,542	5,220	5,220	
861023 Co Cont Medicare	-	-	1,062	1,220	1,220	
861024 Co Cont Retire Incr	-	-	4,578	4,490	4,490	
861030 Co Cont Health Ins	-	-	5,931	6,290	6,290	
Total Salaries & Employee Benefits	-	-	111,792	128,800	128,800	-
Services & Supplies						
862060 Communications	-	-	-	350	350	
862101 Insurance - General	-	-	-	425	425	
862170 Office Expense	-	257	2,000	2,000	2,000	
862187 Education & Training	-	-	2,000	1,000	1,000	
862189 Prof/Spec Svcs - Other	37,470	31,132	100,000	50,000	50,000	
862190 Pub/Legal Notice	-	-	500	500	500	
862230 Info Tech Equip	-	-	2,000	1,500	1,500	
862239 Spec Dept Expense	161,578	-	500,000	100,000	100,000	
862250 Trans/Travel	-	-	-	500	500	
862253 Travel Out of County	-	-	2,000	1,500	1,500	
Total Services & Supplies	199,048	31,389	608,500	157,775	157,775	-
Expend Transfer & Reimb						
865380 Intrafund Transfer	-	-	-	-	-	
865802 Oper Transfer Out	-	-	1,000,000	2,706,600	2,706,600	
Total Expend Transfer & Reimb	-	-	1,000,000	2,706,600	2,706,600	-
Total Net Appropriations	199,048	31,389	1,720,292	2,993,175	2,993,175	-
Net County Cost (Fund Contribution)	(1,407,623)	(8,593,454)	(5,779,708)	(5,706,825)	(5,706,825)	-

4070 - HOSPITAL & MEDICAL SERVICES PROGRAM
Tammy Moss Chandler, HHSA Director

State Controller
County Budget Act
2010

County of Mendocino
State of California
Budget Unit Financing Uses Detail
CEO Proposed Budget for Fiscal Year 2020-21

County Budget Form
Schedule 9

Classification:

Function: 4 Health & Sanitation

Activity: 402 Health and Sanitation - Hospital

Budget Unit: 4070 Hsptl & Mdcl Services

Fund: 1100 County General

Financing Uses Classification	2017-18 Actuals	2018-19 Actuals	2019-20 Estimate	2020-21 Request	2020-21 Proposed	2020-21 Adopted
(1)	(2)	(3)	(4)	(5)	(6)	(7)
Revenues						
825341 Realignment Hlth Svcs	3,608,601	-	-	-	-	-
825473 Non-County Hosp	104,877	104,373	76,000	76,000	76,000	
825475 EMS - Physician Svcs	99,682	215,030	300,000	200,000	200,000	
825670 Federal Other	6,702,130	-	-	-	-	
827802 Operating Transfer In	149,285	-	-	-	-	
Total Revenues	10,664,576	319,404	376,000	276,000	276,000	-
Services & Supplies						
862060 Communications	66	-	-	-	-	
862170 Office Expense	41	-	-	-	-	
862189 Prof/Spec Svcs - Other	976,266	-	-	-	-	
862239 Spec Dept Expense	4,192,275	-	-	-	-	
862253 Travel & Trsp Out of Co	686	-	-	-	-	
Total Services & Supplies	5,169,333	-	-	-	-	-
Other Charges						
863152 Non-Co Contract Hosp	91,464	104,373	76,000	76,000	76,000	
863154 Physician Svcs - EMS	99,634	215,030	300,000	200,000	200,000	
Total Other Charges	191,098	319,404	376,000	276,000	276,000	-
Transfer Out						
865380 Intrafund Transfer	-	-	-	-	-	-
865802 Oper Transfer Out	711,985	2,948,733	-	-	-	-
Total Expend Transfer & Reimb	711,985	2,948,733	-	-	-	-
Total Net Appropriations	6,072,416	3,268,137	376,000	276,000	276,000	-
Net County Cost (Fund Contribution)	(4,592,160)	2,948,733	-	-	-	-

4071 - PARTNERSHIP FOR HEALTH/INTERGOV TRANSFER (IGT)
Tammy Moss Chandler, HHSA Director

State Controller
County Budget Act
2010

County of Mendocino
State of California
Budget Unit Financing Uses Detail
CEO Proposed Budget for Fiscal Year 2020-21

County Budget Form
Schedule 9

Function: 4 Health & Sanitation
Activity: 402 Health and Sanitation - Hospital

Budget Unit: 4071 Intergov Transfer ("IGT")
Fund: 1226 Intergov Transfer ("IGT")

Financing Uses Classification	2017-18 Actuals	2018-19 Actuals	2019-20 Estimate	2020-21 Request	2020-21 Proposed	2020-21 Adopted
(1)	(2)	(3)	(4)	(5)	(6)	(7)
Revenues						
825341 Realignment Health Services	-	2,108,495	2,200,000	2,562,192	2,562,192	
825670 Federal Other	-	5,785,722	3,520,000	3,843,287	3,843,287	
827802 Oper Transfer In	-	2,092,853	-	-	-	-
Total Revenues	-	9,987,070	5,720,000	6,405,479	6,405,479	-
Services & Supplies						
862189 Prof/Spec Svcs - Other	-	134,010	150,000	500,000	500,000	
862239 Spec Dept Expense	-	2,349,902	2,200,000	2,562,192	2,562,192	
Total Services & Supplies	-	2,483,912	2,350,000	3,062,192	3,062,192	-
Expend Transfer & Reimb						
865380 Intrafund Transfer	-	-	-	-	-	-
865802 Oper Transfer Out	-	10,624	300,000	2,825,000	2,825,000	
Total Expend Transfer & Reimb	-	10,624	300,000	2,825,000	2,825,000	-
Total Net Appropriations	-	2,494,535	2,650,000	5,887,192	5,887,192	-
Net County Cost (Fund Contribution)	-	(7,492,534)	(3,070,000)	(518,287)	(518,287)	-

**4072 - WHOLE PERSON CARE ("WPC")
Tammy Moss Chandler, HHSA Director**

State Controller
County Budget Act
2010

County of Mendocino
State of California
Budget Unit Financing Uses Detail
CEO Proposed Budget for Fiscal Year 2020-21

County Budget Form
Schedule 9

Function: 4 Health & Sanitation
Activity: 402 Health and Sanitation - Hospital

Budget Unit: 4072 Whole Person Care ("WPC")
Fund: 1227 Whole Person Care ("WPC")

Financing Uses Classification	2017-18 Actuals	2018-19 Actuals	2019-20 Estimate	2020-21 Request	2020-21 Proposed	2020-21 Adopted
(1)	(2)	(3)	(4)	(5)	(6)	(7)
Revenues						
825341 Realignment Health Services	-	730,069	1,219,510	455,725	455,725	
825490 State Other	-	200,000	-	-	-	
825670 Federal Other	-	2,734,851	3,223,180	1,219,510	1,219,510	
826390 Other Charges	-	437,358	-	-	-	
827802 Oper Transfer In	-	855,880	392,080	154,030	154,030	
Total Revenues	-	4,958,157	4,834,770	1,829,265	1,829,265	-
Salaries & Employee Benefits						
861011 Regular Employees	-	163,238	118,587	148,922	148,922	
861012 Extra Help	-	-	-	9,518	9,518	
861013 Overtime Reg Emp	-	768	-	-	-	
861021 Co Cont Retirement	-	48,304	36,575	48,648	48,648	
861022 Co Cont OASDI	-	10,028	7,136	8,839	8,839	
861023 Co Cont Medicare	-	2,345	1,669	2,205	2,205	
861024 Co Cont Retire Incr	-	14,838	8,790	9,715	9,715	
861030 Co Cont Health Ins	-	11,383	21,139	30,475	30,475	
861031 Co Cont Unemp Ins	-	-	-	109	109	
Total Salaries & Employee Benefits	-	250,905	193,896	258,431	258,431	-
Services & Supplies						
862060 Communications	-	303	1,000	8,000	8,000	
862170 Office Expense	-	-	1,000	1,000	1,000	
862182 Data Processing Svcs	-	-	30,000	45,000	45,000	
862187 Education & Training	-	-	7,500	3,000	3,000	
862189 Prof/Spec Svcs - Other	-	1,834,641	2,500,000	2,545,669	2,545,669	
862230 Info Tech Equip	-	-	20,000	-	-	
862239 Spec Dept Expense	-	1,593,604	1,662,165	1,068,734	1,068,734	
862250 Trans/Travel	-	485	500	1,000	1,000	
862253 Travel Out of County	-	2,318	10,000	4,000	4,000	
Total Services & Supplies	-	3,431,351	4,232,165	3,676,403	3,676,403	-
Other Charges						
863124 GR-SSI-SSP Applicants	-	-	-	-	-	-
863280 Contr to Other Agncs	-	-	-	-	-	-
Total Other Charges	-	-	-	-	-	-
Fixed Assets						
864360 Structure/Improvement	-	-	-	-	-	-
864370 Equipment	-	-	-	-	-	-
Total Fixed Assets	-	-	-	-	-	-
Expend Transfer & Reimb						
865380 Intrafund Transfer	-	-	(51,375)	-	-	-
865802 Oper Transfer Out	-	-	308,060	154,030	154,030	-
Total Expend Transfer & Reimb	-	-	256,685	154,030	154,030	-
Total Net Appropriations	-	3,682,255	4,682,746	4,088,864	4,088,864	-
Net County Cost (Fund Contribution)	-	(1,275,902)	(152,024)	2,259,599	2,259,599	-

4080 - CALIFORNIA CHILDREN'S SERVICES
Tammy Moss Chandler, HHSA Director

State Controller
County Budget Act
2010

County of Mendocino
State of California
Budget Unit Financing Uses Detail
CEO Proposed Budget for Fiscal Year 2020-21

County Budget Form
Schedule 9

Classification:

Function: 4 Health & Sanitation

Activity: 403 Health and Sanitation - CCS

Budget Unit: 4080 Public Health - CCS

Fund: 1100 County General

Financing Uses Classification	2017-18 Actuals	2018-19 Actuals	2019-20 Estimate	2020-21 Request	2020-21 Proposed	2020-21 Adopted
(1)	(2)	(3)	(4)	(5)	(6)	(7)
Revenues						
825250 State Aid CCS	597,740	640,548	571,929	495,911	495,911	
825341 Realignment Hlth Svcs	-	(272,871)	84,994	64,505	64,505	
825490 State Other	178,204	307,384	531,907	471,087	471,087	
826330 CA Children's Svcs	860	80	600	600	600	
826390 Other Charges	9,313	4,740	8,317	16,213	16,213	
Total Revenues	786,117	679,880	1,197,747	1,048,316	1,048,316	-
Salaries & Employee Benefits						
861011 Regular Employees	321,110	377,818	499,596	441,446	441,446	
861012 Extra Help	-	4,961	-	-	-	
861013 Overtime Reg Emp	396	120	-	-	-	
861021 Co Cont Retirement	94,692	101,780	143,749	142,832	142,832	
861022 Co Cont OASDI	18,948	22,523	29,607	26,133	26,133	
861023 Co Cont Medicare	4,431	5,340	6,925	6,112	6,112	
861024 Co Cont Retire Incr	31,975	31,228	35,754	29,288	29,288	
861030 Co Cont Health Ins	53,934	39,601	65,663	63,695	63,695	
861031 Co Cont Unemp Ins	1,031	1,177	1,031	1,121	1,121	
861035 Co Cont Workers Comp	55,099	23,000	14,753	20,686	20,686	
Total Salaries & Employee Benefits	581,616	607,549	797,078	731,313	731,313	-
Services & Supplies						
862060 Communications	2,542	3,059	3,250	3,250	3,250	
862101 Insurance - General	3,309	3,464	3,339	2,739	2,739	
862109 Insurance Other	-	4,448	4,454	7,852	7,852	
862120 Maintenance-Equipment	8	-	150	150	150	
862150 Memberships	-	500	500	500	500	
862170 Office Expense	5,765	4,840	9,180	9,180	9,180	
862185 Medical/Dental Svcs	-	-	5,000	5,000	5,000	
862187 Education & Training	-	-	3,000	3,000	3,000	
862189 Prof/Spec Svcs - Other	833	11,672	23,750	23,750	23,750	
862190 Pub/Legal Notice	268	5	500	300	300	
862230 Info Tech Equip	51	6,319	9,500	8,500	8,500	
862239 Spec Dept Expense	99,921	245,098	331,784	326,465	326,465	
862250 Trans/Travel	102	39	1,950	1,950	1,950	
862253 Travel Out of County	16,122	12,808	7,750	5,950	5,950	
862260 Utilities	2,351	3,001	3,500	4,000	4,000	
Total Services & Supplies	131,272	295,254	407,607	402,586	402,586	-
Other Charges						
863113 Pmt Other Gov Agency	17,914	10,453	212,773	150,000	150,000	
Total Other Charges	17,914	10,453	212,773	150,000	150,000	-
Expend Transfer & Reimb						
865380 Intrafund Transfer	(19,213)	-	(214,885)	(204,740)	(204,740)	
865802 Operating Transfer Out	10,857	(143,052)	-			
Total Expend Transfer & Reimb	(8,356)	(143,052)	(214,885)	(204,740)	(204,740)	-
Total Net Appropriations	722,446	770,204	1,202,573	1,079,159	1,079,159	-
Net County Cost (Fund Contribution)	(63,671)	90,323	4,826	30,843	30,843	-

5010 - SOCIAL SERVICES ADMINISTRATION
Tammy Moss Chandler, HHSA Director

State Controller
County Budget Act
2010

County of Mendocino
State of California
Budget Unit Financing Uses Detail
CEO Proposed Budget for Fiscal Year 2020-21

County Budget Form
Schedule 9

Classification:

Function: 5 Public Assistance

Activity: 501 Public Assistance - Administration

Budget Unit: 5010 Social Services Administration

Fund: 1100 County General

Financing Uses Classification	2017-18 Actuals	2018-19 Actuals	2019-20 Estimate	2020-21 Request	2020-21 Proposed	2020-21 Adopted
(1)	(2)	(3)	(4)	(5)	(6)	(7)
Revenues						
823300 Forfeiture & Penalty	-	-	7,000	7,000	7,000	
824200 Rent/Concession	65,912	97,783	-	-	-	
825150 Motor Vehicle in Lieu	527,376	779,077	779,077	920,048	920,048	
825210 State Welfare Admin	4,539,203	5,405,553	6,305,743	6,689,622	6,689,622	
825341 Realignment Hlth Svcs	6,971,209	7,002,202	7,071,819	6,992,106	6,992,106	
825343 Realignment Pub Assist	5,042,430	4,747,648	5,827,023	5,656,627	5,656,627	
825470 State Aid Veterans	97,468	28,703	108,000	108,000	108,000	
825490 State Other	40,525	41,514	-	-	-	
825510 Federal Welfare Admin	16,382,296	12,740,919	18,391,751	19,511,397	19,511,397	
825520 Health Related Funds	8,469,190	10,123,221	13,136,965	13,936,712	13,936,712	
826230 Estate Fee - Pub Admin	55,088	37,477	60,000	60,000	60,000	
826380 Collection Fee	28,906	36,528	55,000	55,000	55,000	
826390 Other Charges	44,428	171,511	60,000	60,000	60,000	
826391 Conservator Svc Fee	39,429	13,943	72,000	72,000	72,000	
827700 Other	9,431	5,264	-	-	-	
827802 Oper Transfer In	99,222	-	-	-	-	
Total Revenues	42,412,112	41,231,344	51,874,378	54,068,512	54,068,512	-
Salaries & Employee Benefits						
861011 Regular Employees	15,757,453	16,963,883	20,974,183	21,321,416	21,321,416	
861012 Extra Help	160,403	157,402	160,000	160,000	160,000	
861013 Overtime Reg Emp	1,007,232	1,126,947	850,000	850,000	850,000	
861021 Co Cont Retirement	4,729,667	5,110,388	6,470,911	6,998,793	6,998,793	
861022 Co Cont OASDI	994,883	1,079,223	1,253,580	1,292,312	1,292,312	
861023 Co Cont Medicare	235,001	254,727	293,176	303,269	303,269	
861024 Co Cont Retire Incr	1,570,178	1,542,135	1,689,071	1,474,650	1,474,650	
861030 Co Cont Health Ins	2,233,782	2,019,626	2,993,782	2,949,239	2,949,239	
861031 Co Cont Unemp Ins	54,344	53,018	61,144	62,341	62,341	
861035 Co Cont Workers Comp	1,069,035	1,122,686	1,069,289	1,085,158	1,085,158	
Total Salaries & Employee Benefits	27,811,978	29,430,036	35,815,136	36,497,178	36,497,178	-
Services & Supplies						
862060 Communications	178,126	214,040	224,800	323,000	323,000	
862090 Household Expense	488,522	465,007	533,000	610,500	610,500	
862101 Insurance - General	242,079	263,268	263,268	471,418	471,418	
862109 Insurance - Other	4,789	-	-	-	-	
862110 Jury/Witness Expense	(15)	-	1,000	1,000	1,000	
862120 Maint - Equip	83,786	68,441	125,000	106,000	106,000	
862130 Maint Strc/Impr/Grnds	190,002	86,136	197,400	197,400	197,400	
862150 Memberships	37,505	38,831	70,000	70,000	70,000	
862170 Office Expense	342,118	362,087	420,800	465,000	465,000	
862171 Paper Supplies	24,968	23,178	47,000	40,000	40,000	
862172 Office Exp - Fedex/UPS	15,234	13,137	18,000	18,000	18,000	
862181 Auditing/Fiscal Svc	16,260	16,335	20,000	20,000	20,000	
862182 Data Processing Svcs	483,533	423,559	581,621	591,621	591,621	
862183 Legal Fees	-	1,259	5,000	5,000	5,000	
862185 Medical/Dental Svcs	6,866	11,923	15,500	15,500	15,500	
862187 Education & Training	123,257	129,440	158,625	135,125	135,125	
862188 Printing	73,523	41,651	180,000	180,000	180,000	
862189 Prof/Spec Svcs - Other	314,494	127,713	170,693	185,693	185,693	
862190 Pub/Legal Notice	28,913	14,934	41,000	41,000	41,000	
862194 A-87 Costs	1,000,000	1,000,000	1,000,000	1,000,000	1,000,000	
862200 Rent/Lease - Equip	4,612	4,121	6,000	6,000	6,000	
862210 Rent/Lease - Bldg Grnds	309,638	272,871	347,728	347,728	347,728	
862230 Info Tech Equip	495,188	210,213	463,800	463,800	463,800	
862239 Spec Dept Expense	2,317,238	2,445,455	2,467,873	3,604,278	3,604,278	
862250 Trans/Travel	253,575	247,753	251,000	300,000	300,000	

862253 Travel Out of County	297,117	246,866	251,000	400,000	400,000	
862260 Utilities	264,010	238,524	314,000	314,000	314,000	
<hr/>						
Total Services & Supplies	7,595,338	6,966,742	8,174,108	9,912,063	9,912,063	-
Other Charges						
863112 Pmt to Private Inst	610	48,383	1,647,558	1,893,507	1,893,507	
863115 Svc Connected Exp	187,833	220,835	369,855	372,855	372,855	
863116 Child Care Svcs - MOE	271,245	226,415	405,327	405,327	405,327	
863118 Family Svcs	3,844,931	2,951,873	4,310,448	4,578,448	4,578,448	
863121 Independent Living	70,422	87,864	65,000	65,000	65,000	
863126 Cal-Learn Prog Svcs	956	1,620	10,000	10,000	10,000	
863131 Family Preservation	177,609	175,442	260,433	260,433	260,433	
863132 Family Track	1,030,656	1,262,922	1,054,000	1,004,000	1,004,000	
863133 Office of Educ Contract	1,004,046	587,880	682,100	843,399	843,399	
863135 Job Alliance Prog Svc	302,092	461,412	894,850	894,850	894,850	
863138 Welfare to Work 15%	468,694	562,326	850,613	699,080	699,080	
863140 IHSS - PA	1,531	2,261	59,000	59,000	59,000	
<hr/>						
Total Other Charges	7,360,625	6,589,233	10,609,184	11,085,899	11,085,899	-
Fixed Assets						
864360 Structure/Improvement	792,837	-	-	1,110,000	-	
864370 Equipment	207,437	-	147,405	-	-	
<hr/>						
Total Fixed Assets	1,000,275	-	147,405	1,110,000	-	-
Expend Transfer & Reimb						
865380 Intrafund Transfer	(1,605,637)	(1,769,235)	(3,262,558)	(3,785,875)	(3,785,875)	
865802 Oper Transfer Out	1,199,772	831,676	871,812	251,708	1,361,708	
<hr/>						
Total Expend Transfer & Reimb	(405,866)	(937,559)	(2,390,746)	(3,534,167)	(2,424,167)	-
<hr/>						
Total Net Appropriations	43,362,350	42,048,452	52,355,087	55,070,973	55,070,973	-
<hr/>						
Net County Cost (Fund Contribution)	950,238	817,108	480,709	1,002,461	1,002,461	-
<hr/>						

5130 - CAL WORKS/FOSTER CARE
Tammy Moss Chandler, HHSA Director

State Controller
County Budget Act
2010

County of Mendocino
State of California
Budget Unit Financing Uses Detail
CEO Proposed Budget for Fiscal Year 2020-21

County Budget Form
Schedule 9

Classification:

Function: 5 Public Assistance

Activity: 502 Public Assistance - Aid Programs

Budget Unit: 5130 CalWorks/Foster Care

Fund: 1100 County General

Financing Uses Classification	2017-18 Actuals	2018-19 Actuals	2019-20 Estimate	2020-21 Request	2020-21 Proposed	2020-21 Adopted
(1)	(2)	(3)	(4)	(5)	(6)	(7)
Revenues						
825241 State AFDC	5,092,996	5,309,125	4,374,562	4,486,586	4,486,586	
825341 Realignment Hlth Svcs	5,063,630	5,386,835	5,983,459	5,738,014	5,738,014	
825343 Realignment Pub Assist	3,732,750	3,166,035	4,012,303	4,250,298	4,250,298	
825541 Federal AFDC	7,486,066	7,582,416	9,906,490	9,620,596	9,620,596	
Total Revenues	21,375,442	21,444,412	24,276,814	24,095,494	24,095,494	-
Other Charges						
863111 Pub Assistance Pmt	6,031,766	5,377,222	6,823,260	6,955,140	6,955,140	
863115 Svc Connected Exp	231,767	241,680	-	-	-	
863122 Aid Adopted Children	5,155,746	5,986,680	5,752,080	6,501,480	6,501,480	
863127 Foster Care Payment	11,882,746	11,598,923	13,442,760	12,380,160	12,380,160	
Total Other Charges	23,302,025	23,204,505	26,018,100	25,836,780	25,836,780	-
Total Net Appropriations	23,302,025	23,204,505	26,018,100	25,836,780	25,836,780	-
Net County Cost (Fund Contribution)	1,926,583	1,760,093	1,741,286	1,741,286	1,741,286	-

5170 - IN HOME SUPPORTIVE SERVICES
Tammy Moss Chandler, HHSA Director

State Controller
County Budget Act
2010

County of Mendocino
State of California
Budget Unit Financing Uses Detail
CEO Proposed Budget for Fiscal Year 2020-21

County Budget Form
Schedule 9

Classification:

Function: 5 Public Assistance

Activity: 502 Public Assistance - Aid Programs

Budget Unit: 5170 In Home Supportive Services

Fund: 1100 County General

Financing Uses Classification	2017-18 Actuals	2018-19 Actuals	2019-20 Estimate	2020-21 Request	2020-21 Proposed	2020-21 Adopted
(1)	(2)	(3)	(4)	(5)	(6)	(7)
Revenues						
825210 State Welfare Admin	36,788	44,529	40,603	698,726	698,726	
825343 Realignment Pub Assist	2,731,747	2,965,262	2,760,435	3,084,941	3,084,941	
825510 Federal Welfare Admin	137,750	142,874	182,500	182,500	182,500	
Total Revenues	2,906,284	3,152,665	2,983,538	3,966,167	3,966,167	-
Services & Supplies						
862189 Prof/Spec Svcs - Other	286,232	286,114	343,100	365,000	365,000	
862239 Spec Dept Expense				5,000	5,000	
Total Services & Supplies	286,232	286,114	343,100	370,000	370,000	-
Other Charges						
863139 In Home Supp Svcs	4,254,088	4,484,634	4,236,621	5,214,250	5,214,250	
Total Other Charges	4,254,088	4,484,634	4,236,621	5,214,250	5,214,250	-
Total Net Appropriations	4,540,320	4,770,748	4,579,721	5,584,250	5,584,250	-
Net County Cost (Fund Contribution)	1,634,036	1,618,083	1,596,183	1,618,083	1,618,083	-

5190 - GENERAL RELIEF
Tammy Moss Chandler, HHSA Director

State Controller
County Budget Act
2010

County of Mendocino
State of California
Budget Unit Financing Uses Detail
CEO Proposed Budget for Fiscal Year 2020-21

County Budget Form
Schedule 9

Classification:

Function: 5 Public Assistance

Budget Unit: 5190 General Relief

Activity: 503 Public Assistance - General Relief

Fund: 1100 County General

Financing Uses Classification	2017-18 Actuals	2018-19 Actuals	2019-20 Estimate	2020-21 Request	2020-21 Proposed	2020-21 Adopted
(1)	(2)	(3)	(4)	(5)	(6)	(7)
Revenues						
822600 Other Permit	1,830	1,872	-	-	-	
827704 General Relief Refund	53,041	66,946	50,964	58,442	58,442	
Total Revenues	54,871	68,818	50,964	58,442	58,442	-
Services & Supplies						
862186 Indigent Burial	48,440	31,437	55,460	50,000	50,000	
862189 Prof/Spec Svcs - Other	3,000	10,062	-	-	-	
862239 Spec Dept Expense	-	45	-	-	-	
Total Services & Supplies	51,440	41,544	55,460	50,000	50,000	-
Other Charges						
863112 Pmt to Private Inst	318,490	365,359	378,934	409,092	409,092	
863115 Service Connected Expense	-	34,463	-	-	-	
863119 Supp/Care - Other	60,638	43,741	70,200	63,360	63,360	
863124 GR-SSI-SSP Applicants	76,419	88,669	70,200	63,360	63,360	
Total Other Charges	455,547	532,231	519,334	535,812	535,812	-
Total Net Appropriations	506,987	573,775	574,794	585,812	585,812	-
Net County Cost (Fund Contribution)	452,117	504,957	523,830	527,370	527,370	-

1320 - HUMAN RESOURCES**William Schurtz, Director**State Controller
County Budget Act
2010County of Mendocino
State of California
Budget Unit Financing Uses Detail
CEO Proposed Budget for Fiscal Year 2020-21County Budget Form
Schedule 9

Classification:

Function: 1 General Government

Budget Unit: 1320 Human Resources

Activity: 101 General - Legislative & Administrative

Fund: 1100 County General

Financing Uses Classification	2017-18 Actuals	2018-19 Actuals	2019-20 Estimate	2020-21 Request	2020-21 Proposed	2020-21 Adopted
(1)	(2)	(3)	(4)	(5)	(6)	(7)
Revenues						
826390 Other Charges	4,606	-	-	-	-	
827600 Other Sales	92	235	500	-	-	
Total Revenues	4,698	235	500	-	-	-
Salaries & Employee Benefits						
861011 Regular Employees	1,046,128	1,061,460	1,049,215	934,595	934,595	
861012 Extra Help	15,982	14,152	-	-	-	
861013 Overtime Reg Emp	802	1,251	1,500	-	-	
861021 Co Cont Retirement	305,874	313,965	320,818	301,127	301,127	
861022 Co Cont OASDI	61,808	62,622	61,905	55,433	55,433	
861023 Co Cont Medicare	14,687	14,949	14,496	12,964	12,964	
861024 Co Cont Retire Incr	99,449	93,625	81,375	61,891	61,891	
861030 Co Cont Health Ins	148,472	121,737	156,907	122,809	122,809	
861031 Co Cont Unemp Ins	610	955	978	819	819	
861035 Co Cont Workers Comp	6,092	9,348	9,234	9,854	9,854	
Total Salaries & Employee Benefits	1,699,905	1,694,064	1,696,428	1,499,492	1,499,492	-
Services & Supplies						
862060 Communications	2,113	1,821	1,600	1,000	1,000	
862101 Insurance - General	2,267	3,295	3,733	4,510	4,510	
862150 Memberships	10,043	5,973	3,600	3,000	3,000	
862170 Office Expense	33,862	43,861	35,000	25,000	25,000	
862187 Education & Training	7,200	3,644	9,000	6,000	6,000	
862189 Prof/Spec Svcs - Other	331,090	372,148	292,847	347,150	347,150	
862190 Publ/Legal Notice	24,193	36,636	25,000	25,000	25,000	
862239 Spec Dept Expense	17,400	36,171	12,834	20,000	20,000	
862250 Trans/Travel	1,903	1,199	2,000	2,000	2,000	
862253 Travel Out of County	7,831	9,575	9,000	6,000	6,000	
Total Services & Supplies	437,903	514,323	394,614	439,660	439,660	-
Fixed Assets						
864360 Structures & Improvements	-	-	-	-	-	-
Total Fixed Assets	-	-	-	-	-	-
Expend Transfer & Reimb						
865380 Intrafund Transfers	(878,355)	(914,961)	(885,098)	(985,644)	(985,644)	
Total Expend Transfer & Reimb	(878,355)	(914,961)	(885,098)	(985,644)	(985,644)	-
Total Net Appropriations	1,259,453	1,293,426	1,205,944	953,508	953,508	-
Net County Cost (Fund Contribution)	1,254,755	1,293,191	1,205,444	953,508	953,508	-

4025 - EMPLOYEE WELLNESS PROGRAM
William Schurtz, Director

State Controller
County Budget Act
2010

County of Mendocino
State of California
Budget Unit Financing Uses Detail
CEO Proposed Budget for Fiscal Year 2020-21

County Budget Form
Schedule 9

Classification:

Function: 4 Health & Sanitation

Activity: 401 Health and Sanitation - Health

Budget Unit: 4025 Employee Wellness

Fund: 1100 County General

Financing Uses Classification	2017-18 Actuals	2018-19 Actuals	2019-20 Estimate	2020-21 Request	2020-21 Proposed	2020-21 Adopted
(1)	(2)	(3)	(4)	(5)	(6)	(7)
Revenues						
827700 Other	250	-	-	-	-	
827802 Oper Transfer In	315,942	338,732	436,607	402,533	402,533	
Total Revenues	316,192	338,732	436,607	402,533	402,533	-
Salaries & Employee Benefits						
861011 Regular Employees	99,468	109,759	125,318	117,569	117,569	
861013 Overtime Reg Emp	283	1	-	-	-	
861021 Co Cont Retirement	30,634	33,972	38,669	38,365	38,365	
861022 Co Cont OASDI	5,912	6,530	7,443	7,061	7,061	
861023 Co Cont Medicare	1,382	1,536	1,742	1,651	1,651	
861024 Co Cont Retire Incr	10,626	11,018	10,780	9,103	9,103	
861030 Co Cont Health Ins	11,673	10,463	15,634	11,142	11,142	
861031 Co Cont Unemp Ins	55	53	54	55	55	
861035 Co Cont Workers Comp	22	21	129	128	128	
Total Salaries & Employee Benefits	160,055	173,353	199,769	185,074	185,074	-
Services & Supplies						
862060 Communications	240	166	300	-	-	
862101 Insurance - General	139	156	175	206	206	
862120 Maint - Equip	-	-	-	-	-	
862140 Med Dntl & Lab Supls	-	-	-	704	704	
862150 Membership	395	-	364	365	365	
862170 Office Expense	5,482	5,367	17,199	17,200	17,200	
862187 Education & Training	2,049	-	2,000	2,000	2,000	
862189 Prof/Spec Svcs - Other	143,365	155,609	194,790	189,184	189,184	
862239 Spec Dept Expense	3,201	3,767	6,000	6,000	6,000	
862250 Trans/Travel	629	314	800	800	800	
862253 Travel Out of County	637	-	1,000	1,000	1,000	
Total Services & Supplies	156,137	165,379	222,628	217,459	217,459	-
Total Net Appropriations	316,192	338,732	422,397	402,533	402,533	-
Net County Cost (Fund Contribution)	-	-	(14,210)	-	-	-

2851 PLANNING AND BUILDING SERVICES
Brent Schultz, Planning & Building Director

State Controller
County Budget Act
2010

County of Mendocino
State of California
Budget Unit Financing Uses Detail
CEO Proposed Budget for Fiscal Year 2020-21

County Budget Form
Schedule 9

Classification:

Function: 2 Public Protection

Activity: 207 Public Protection - Other Protection

Budget Unit: 2851 Planning & Building Services

Fund: 1100 County General

Financing Uses Classification	2017-18 Actuals	2018-19 Actuals	2019-20 Estimate	2020-21 Request	2020-21 Proposed	2020-21 Adopted
(1)	(2)	(3)	(4)	(5)	(6)	(7)
Revenues						
822204 Cannabis Facility Bus. Lic.	10,308	20,496	15,000	7,000	7,000	
822250 Mobile Hm Setup Fee	20,149	20,039	23,000	18,000	18,000	
822300 Constr Permit	1,370,124	1,613,024	1,530,000	2,090,000	2,090,000	
822500 Zoning Permit	258,358	337,037	330,000	374,000	374,000	
822600 Other Permit	22,813	8,005	7,500	6,300	6,300	
822605 Variance/Use Permit	193,396	279,346	280,000	345,000	345,000	
822609 Coastal Zone Permit	183,442	234,547	190,000	240,000	240,000	
823300 Forfeiture & Penalty	7,331	187,996	133,230	163,000	163,000	
825810 Other Govt Aid	146,437	-	-	-	-	
826180 Planning/Engineering	149,828	73,350	70,000	88,000	88,000	
826184 Environ Impact Report	961	46,924	10,000	45,000	45,000	
826185 General Plan Amend	9,465	24,092	20,000	5,000	5,000	
826186 Other Permit Fee	49,049	45,520	75,000	40,700	40,700	
826187 Abandoned Veh Abate	16,186	55,233	60,000	55,850	55,850	
826188 Gen Plan Maint	390,285	460,213	395,000	497,000	497,000	
826390 Other Charges	295,509	449,173	466,069	435,000	435,000	
827600 Other Sales	2,901	4,857	6,000	5,000	5,000	
827700 Other	(550)	-	25,000	25,000	25,000	
827802 Operating Transfer In	16,000	20,000	15,000	12,000	12,000	
Total Revenues	3,141,992	3,879,851	3,650,799	4,451,850	4,451,850	-
Salaries & Employee Benefits						
861011 Regular Employees	2,081,717	2,444,301	2,616,961	3,196,460	3,196,460	
861012 Extra Help	38,815	66,404	32,813	20,000	20,000	
861013 Overtime Reg Emp	45,370	32,048	50,000	28,000	28,000	
861021 Co Cont Retirement	606,518	714,640	798,664	925,645	925,645	
861022 Co Cont OASDI	125,796	147,765	154,558	167,971	167,971	
861023 Co Cont Medicare	29,994	35,521	37,311	39,727	39,727	
861024 Co Cont Retire Incr	185,000	196,691	182,735	175,741	175,741	
861030 Co Cont Health Ins	304,085	266,288	393,828	382,357	382,357	
861031 Co Cont Unemp Ins	5,123	9,696	10,499	10,889	10,889	
861035 Co Cont Workers Comp	65,897	49,303	32,735	25,606	25,606	
Total Salaries & Employee Benefits	3,488,315	3,962,658	4,310,104	4,972,396	4,972,396	-
Services & Supplies						
862060 Communications	8,965	9,850	9,500	12,000	12,000	
862101 Insurance - General	69,075	73,994	86,390	27,120	27,120	
862120 Maint - Equip	33,323	28,656	30,500	34,000	34,000	
862150 Memberships	2,951	2,136	3,000	2,000	2,000	
862170 Office Expense	56,225	42,464	71,200	65,000	65,000	
862187 Education & Training	10,410	17,741	40,500	33,500	33,500	
862189 Prof/Spec Svcs - Other	976,792	890,936	876,500	1,050,200	1,050,200	
862190 Publ/Legal Notice	18,564	20,902	22,000	25,000	25,000	
862210 Rent/Lease - Bldg Grnds	900	-	1,000	1,000	1,000	
862230 Info Tech Equip	2,914	-	5,000	5,000	5,000	
862239 Spec Dept Expense	37,787	151,469	39,671	57,200	57,200	
862250 Trans/Travel	67,149	63,719	58,000	70,000	70,000	
862253 Travel Out of County	9,608	9,076	11,000	11,000	11,000	
Total Services & Supplies	1,294,660	1,310,941	1,254,261	1,393,020	1,393,020	-
Fixed Assets						
864370 Equipment	29,800	-	-	-	-	-
Total Fixed Assets	29,800	-	-	-	-	-
Total Net Appropriations	4,812,775	5,273,598	5,564,365	6,365,416	6,365,416	-

Net County Cost (Fund Contribution)	1,670,783	1,393,747	1,913,566	1,913,566	1,913,566	-
-------------------------------------	-----------	-----------	-----------	-----------	-----------	---

1810 - ECONOMIC DEVELOPMENT
Brent Schultz, Planning & Building Director

State Controller
County Budget Act
2010

County of Mendocino
State of California
Budget Unit Financing Uses Detail
CEO Proposed Budget for Fiscal Year 2020-21

County Budget Form
Schedule 9

Classification:

Function: 1 General Government

Budget Unit: 1810 Economic Development

Activity: 101 General - Legislative & Administrative

Fund: 1100 County General

Financing Uses Classification	2017-18 Actuals	2018-19 Actuals	2019-20 Estimate	2020-21 Request	2020-21 Proposed	2020-21 Adopted
(1)	(2)	(3)	(4)	(5)	(6)	(7)
Revenues						
827700 Other	20,625	27,500	-	-	-	
Total Revenues	20,625	27,500	-	-	-	-
Services & Supplies						
862150 Memberships	420	-	-	500	500	
862189 Prof/Spec Svcs - Other	698,514	647,720	567,371	566,871	566,871	
Total Services & Supplies	698,934	647,720	567,371	567,371	567,371	-
Total Net Appropriations	698,934	647,720	567,371	567,371	567,371	-
Net County Cost (Fund Contribution)	678,309	620,220	567,371	567,371	567,371	-

2810 - CANNABIS MANAGEMENT
Brent Schultz, Planning & Building Director

State Controller
County Budget Act
2010

County of Mendocino
State of California
Budget Unit Financing Uses Detail
CEO Proposed Budget for Fiscal Year 2020-21

County Budget Form
Schedule 9

Classification:

Function: 2 Public Protection

Budget Unit: 2810 Cannabis Management

Activity: 207 Public Protection - Other Protection

Fund: 1100 County General

Financing Uses Classification	2017-18 Actuals	2018-19 Actuals	2019-20 Estimate	2020-21 Request	2020-21 Proposed	2020-21 Adopted
(1)	(2)	(3)	(4)	(5)	(6)	(7)
Revenues						
825490 State Other	-	28,600	-	-	-	-
826205 Cannabis Applic./Inspect	-	465,726	391,396	480,000	480,000	
826390 Other Charges	-	-	-	45,000	45,000	
Total Revenues	-	494,326	391,396	525,000	525,000	-
Salaries & Employee Benefits						
861011 Regular Employees	20,787	263,092	210,855	436,117	436,117	
861012 Extra Help	15,878	61,900	-	10,000	10,000	
861013 Overtime Reg Emp	374	6,591	-	5,000	5,000	
861021 Co Cont Retirement	5,175	73,869	64,564	59,047	59,047	
861022 Co Cont OASDI	1,291	15,460	12,580	10,899	10,899	
861023 Co Cont Medicare	302	4,331	2,942	2,549	2,549	
861024 Co Cont Retire Incr	1,424	18,562	13,178	9,702	9,702	
861030 Co Cont Health Ins	1,490	30,990	32,917	18,878	18,878	
861031 Co Cont Unemp Ins	-	6,409	54	164	164	
861035 Co Cont Workers Comp	-	570	141	583	583	
Total Salaries & Employee Benefits	46,721	481,774	337,231	552,939	552,939	-
Services & Supplies						
862060 Communications	355	2,799	2,146	3,000	3,000	
862101 Insurance - General	-	3,400	3,400	3,862	3,862	
862170 Office Expense	1,125	12,612	-	9,000	9,000	
862187 Education & Training	-	200	2,000	2,000	2,000	
862189 Prof/Spec Svcs - Other	3,396	26,428	30,000	11,000	11,000	
862190 Pub/Legal Notice	-	-	-	5,000	5,000	
862230 Info Tech Equip	10,662	-	-	-	-	
862239 Spec Dept Expense	42,834	48,726	87,552	10,000	10,000	
862250 Trans/Travel	-	8,890	35,068	35,000	35,000	
862253 Travel Out of County	-	744	1,000	200	200	
Total Services & Supplies	58,373	103,799	161,166	79,062	79,062	-
Total Net Appropriations	105,094	585,574	498,397	632,001	632,001	-
Net County Cost (Fund Contribution)	105,094	91,248	107,001	107,001	107,001	-

2840 - FISH AND GAME COMMISSION
Brent Schultz, Planning & Building Director

State Controller
County Budget Act
2010

County of Mendocino
State of California
Budget Unit Financing Uses Detail
CEO Proposed Budget for Fiscal Year 2020-21

County Budget Form
Schedule 9

Classification:

Function: 2 Public Protection

Budget Unit: 2840 Fish and Game

Activity: 207 Public Protection - Other Protection

Fund: 1206 Fish & Game

Financing Uses Classification	2017-18 Actuals	2018-19 Actuals	2019-20 Estimate	2020-21 Request	2020-21 Proposed	2020-21 Adopted
(1)	(2)	(3)	(4)	(5)	(6)	(7)
Revenues						
823200 Other Court Fine	47,608	9,626	35,000	10,000	10,000	
824100 Interest	1,059	1,793	800	1,700	1,700	
826390 Other Charges	36,680	-	106			
827400 Prior Year Revenue	113	-	-			
Total Revenues	85,460	11,419	35,906	11,700	11,700	-
Services & Supplies						
862101 Insurance - General	353	330	146	99	99	
862170 Office Expense	539	246	500	500	500	
862189 Prof/Spec Svcs - Other	6,027	6,000	6,000	6,000	6,000	
862239 Spec Dept Expense	40,450	-	27,500	4,891	4,891	
862250 Trans/Travel	549	1,316	1,760	210	210	
862253 Trans/Travel Out of County	689	-	-			
Total Services & Supplies	48,607	7,892	35,906	11,700	11,700	-
Total Net Appropriations	48,607	7,892	35,906	11,700	11,700	-
Net County Cost (Fund Contribution)	(36,853)	(3,528)	-	-	-	-

2852 - PLANNING AND BUILDING SERVICES SPECIAL FUND
Brent Schultz, Planning & Building Director

State Controller
County Budget Act
2010

County of Mendocino
State of California
Budget Unit Financing Uses Detail
CEO Proposed Budget for Fiscal Year 2020-21

County Budget Form
Schedule 9

Classification:

Function: 2 Public Protection

Budget Unit: 2852 Planning & Building - Special

Activity: 207 Public Protection - Other Protection

Fund: 1222 General Plan Update

Financing Uses Classification	2017-18 Actuals	2018-19 Actuals	2019-20 Estimate	2020-21 Request	2020-21 Proposed	2020-21 Adopted
(1)	(2)	(3)	(4)	(5)	(6)	(7)
Revenues						
824100 Interest	8,160	14,720	10,000	17,000	17,000	
826184 Environ Impact Report	139,875	59,035	50,000	400,000	400,000	
826260 Micrographic Fee	99,131	196,880	130,000	180,000	180,000	
826264 AB717 Educ/Training	50,635	81,615	60,000	100,000	100,000	
826390 Other Charges	-	5,073	-	500	500	
Total Revenues	297,801	357,323	250,000	697,500	697,500	-
Services & Supplies						
862187 Education & Training	8,784	7,086	2,500	2,500	2,500	
862189 Prof/Spec Svcs - Other	-	72	40,000	100,000	100,000	
862239 Spec Dept Expense	527	80,000	50,000	400,500	400,500	
862253 Travel Out of County	5,361	4,499	5,000	2,000	2,000	
Total Services & Supplies	14,671	91,656	97,500	505,000	505,000	-
Expend Transfer & Reimb						
865802 Oper Transfer Out	16,000	20,000	15,000	12,000	12,000	
Total Expend Transfer & Reimb	16,000	20,000	15,000	12,000	12,000	-
Total Net Appropriations	30,671	111,656	112,500	517,000	517,000	-
Net County Cost (Fund Contribution)	(267,130)	(245,667)	(137,500)	(180,500)	(180,500)	-

2560 - PROBATION OFFICER
Izen Locatelli, Chief Probation Officer

State Controller
County Budget Act
2010

County of Mendocino
State of California
Budget Unit Financing Uses Detail
CEO Proposed Budget for Fiscal Year 2020-21

County Budget Form
Schedule 9

Classification:

Function: 2 Public Protection

Activity: 203 Public Protection - Detention

Budget Unit: 2560 Probation Officer

Fund: 1100 County General

Financing Uses Classification	2017-18 Actuals	2018-19 Actuals	2019-20 Estimate	2020-21 Request	2020-21 Proposed	2020-21 Adopted
(1)	(2)	(3)	(4)	(5)	(6)	(7)
Revenues						
821510 Sales Tax - Public Safety	734,763	767,150	769,050	789,000	789,000	
823110 Crim Just Const Fund	30,400	30,000	30,000	30,000	30,000	
823204 Misc Court Fine	11,108	4,435	5,000	5,000	5,000	
825341 Realignment Hlth Svcs	91,002	91,002	91,002	91,002	91,002	
825344 2011Realignment Pub Sfty	1,219,567	1,178,075	1,334,493	1,379,320	1,379,320	
825398 SB90 Reimb	5,259	2,771	-	-	-	
825489 State Youthful Offender	151,200	303,163	533,968	429,677	429,677	
825490 State Other	1,126,393	934,642	1,279,533	1,390,636	1,390,636	
825518 Title IV-E	148,432	144,827	150,000	75,000	75,000	
825670 Federal Other	(30)	-	-	-	-	
826118 Cite Process Fee	192	306	300	-	-	
826226 Adult Prob Supervision	275,515	280,019	250,000	250,000	250,000	
826227 Adult Prob Diversion	15,563	12,017	10,000	10,000	10,000	
826228 Adult Prob Pre-Sentence	72,723	62,688	55,000	55,000	55,000	
826268 Work Furlough	619	2,138	500	250	250	
826385 Drug Testing Prog	12,258	10,017	9,900	8,500	8,500	
826390 Other Charges	3,546	2,743	3,000	3,000	3,000	
826399 Collection Service	6,430	5,326	-	-	-	
827700 Other	-	3,710	-	-	-	
827711 Civil Assmt PC1214.1	177	216	-	-	-	
Total Revenues	3,905,116	3,835,244	4,521,746	4,516,385	4,516,385	-
Salaries & Employee Benefits						
861011 Regular Employees	2,259,388	2,357,394	2,443,611	2,372,167	2,547,167	
861012 Extra Help	43,458	-	-	15,000	15,000	
861013 Overtime Reg Emp	71,880	97,723	50,000	75,000	75,000	
861021 Co Cont Retirement	780,609	907,539	952,393	1,231,271	1,231,271	
861022 Co Cont OASDI	138,314	146,431	145,164	163,107	163,107	
861023 Co Cont Medicare	32,978	34,246	33,949	38,185	38,185	
861024 Co Cont Retire Incr	258,905	224,066	224,635	172,557	172,557	
861030 Co Cont Health Ins	297,887	263,431	337,275	378,063	378,063	
861031 Co Cont Unemp Ins	6,173	6,973	6,399	5,501	5,501	
861035 Co Cont Workers Comp	107,933	103,967	121,387	108,985	108,985	
Total Salaries & Employee Benefits	3,997,525	4,141,770	4,314,813	4,559,836	4,734,836	-
Services & Supplies						
862050 Clothing & Personal	2,449	2,283	6,050	5,650	5,650	
862060 Communications	11,439	12,458	14,696	14,580	14,580	
862101 Insurance - General	15,847	17,250	67,025	100,294	100,294	
862120 Maint - Equip	582	-	2,500	2,500	2,500	
862150 Memberships	2,626	3,115	3,261	3,161	3,161	
862170 Office Expense	34,730	31,857	44,000	44,000	44,000	
862187 Education & Training	30,066	27,174	45,000	45,000	45,000	
862189 Prof/Spec Svcs - Other	1,021,885	832,062	1,259,343	935,716	935,716	
862190 Publ & Legal Notices	628	-	1,000	1,000	1,000	
862200 Rent/Lease - Equip	-	-	1,000	1,000	1,000	
862230 Info Tech Equipment	-	-	2,500	12,500	12,500	
862232 Law Enf Supply & Svcs	23,563	16,121	27,500	24,100	24,100	
862239 Spec Dept Expense	89,598	76,652	32,160	99,460	99,460	
862250 Trans/Travel	47,629	36,281	47,500	47,500	47,500	
862253 Travel Out of County	5,568	2,207	7,500	7,500	7,500	
Total Services & Supplies	1,286,610	1,057,461	1,561,035	1,343,961	1,343,961	-
Fixed Assets						
864370 Equipment	-	-	45,000	33,000	33,000	

Total Fixed Assets	-	-	45,000	33,000	33,000	-
Expend Transfer & Reimb						
865380 Intrafund Transfer	(163,924)	(211,181)	(163,924)	(185,234)	(185,234)	
Total Expend Transfer & Reimb	(163,924)	(211,181)	(163,924)	(185,234)	(185,234)	-
Total Net Appropriations	5,120,211	4,988,049	5,756,924	5,751,563	5,926,563	-
Net County Cost (Fund Contribution)	1,215,095	1,152,805	1,235,178	1,235,178	1,410,178	-

2550 - JUVENILE HALL
Izen Locatelli, Chief Probation Officer

State Controller
County Budget Act
2010

County of Mendocino
State of California
Budget Unit Financing Uses Detail
CEO Proposed Budget for Fiscal Year 2020-21

County Budget Form
Schedule 9

Classification:

Function: 2 Public Protection

Activity: 203 Public Protection - Detention

Budget Unit: 2550 Juvenile Hall

Fund: 1100 County General

Financing Uses Classification	2017-18 Actuals	2018-19 Actuals	2019-20 Estimate	2020-21 Request	2020-21 Proposed	2020-21 Adopted
(1)	(2)	(3)	(4)	(5)	(6)	(7)
Revenues						
825464 State Brkfst/Lunch Prog	29,663	(1,675)	-			
825489 State Youthful Offender	18,202	30,927	108,727	198,648	198,648	
826346 Support in Juv Hall	34,659	27,388	17,000	17,000	17,000	
826390 Other Charges	174,043	-	-			
Total Revenues	256,566	56,640	125,727	215,648	215,648	-
Salaries & Employee Benefits						
861011 Regular Employees	1,249,312	818,254	888,172	823,067	997,059	
861012 Extra Help	85,760	95,943	105,000	101,581	101,581	
861013 Overtime Reg Emp	173,575	109,757	140,000	115,000	115,000	
861021 Co Cont Retirement	423,266	304,627	358,901	489,277	489,277	
861022 Co Cont OASDI	83,241	54,258	51,780	62,944	62,944	
861023 Co Cont Medicare	20,925	14,160	12,110	14,721	14,721	
861024 Co Cont Retire Incr	137,478	63,914	63,229	50,138	50,138	
861030 Co Cont Health Ins	203,771	115,626	168,604	125,308	125,308	
861031 Co Cont Unemp Ins	4,590	3,923	2,151	5,432	5,432	
861035 Co Cont Workers Comp	82,795	114,106	114,212	151,236	151,236	
Total Salaries & Employee Benefits	2,464,712	1,694,568	1,904,159	1,938,704	2,112,696	-
Services & Supplies						
862050 Clothing/Pers Items	11,729	11,754	9,400	10,750	10,750	
862060 Communications	7,489	5,477	5,700	6,588	6,588	
862080 Food	77,861	29,529	35,000	23,000	23,000	
862090 Household Expense	29,450	17,687	20,000	22,149	22,149	
862101 Insurance - General	10,645	11,803	14,047	15,172	15,172	
862120 Maint - Equip	934	44	2,500	2,500	2,500	
862130 Maint - Strc/Impr/Grnds	375	226	1,000	1,000	1,000	
862140 Med Dentl & Lab Supls	6,399	13,050	12,000	15,000	15,000	
862150 Memberships	-	-	300	-	-	
862160 Misc Expense	-	276	500	500	500	
862170 Office Expense	5,466	2,135	5,000	7,359	7,359	
862185 Medical/Dental Svcs	87,453	85,765	86,432	87,204	87,204	
862187 Education & Training	21,720	9,127	15,000	9,000	9,000	
862189 Prof/Spec Svcs - Other	91,905	75,798	108,418	136,097	136,097	
862232 Law Enf Supply & Svcs	2,536	688	3,500	2,500	2,500	
862239 Spec Dept Expense	8,324	39,510	10,096	42,623	42,623	
862250 Trans/Travel	3,403	2,135	2,500	2,640	2,640	
862253 Travel Out of County	-	180	250	250	250	
Total Services & Supplies	365,690	305,183	331,643	384,332	384,332	-
Fixed Assets						
864370 Equipment	-	-	-	14,687	14,687	-
Total Fixed Assets	-	-	-	14,687	14,687	-
Expend Transfer & Reimb						
865380 Intrafund Transfer	(44,640)	(44,640)	(44,640)	(44,640)	(44,640)	
865802 Operating Transfer Out	-	-	12,000			
Total Expend Transfer and Reimb	(44,640)	(44,640)	(32,640)	(44,640)	(44,640)	-
Total Net Appropriations	2,785,762	1,955,112	2,203,162	2,293,083	2,467,075	-
Net County Cost (Fund Contribution)	2,529,195	1,898,471	2,077,435	2,077,435	2,251,427	-

2561 - JUVENILE JUSTICE CRIME PREVENTION ACT
Izen Locatelli, Chief Probation Officer

State Controller
County Budget Act
2010

County of Mendocino
State of California
Budget Unit Financing Uses Detail
CEO Proposed Budget for Fiscal Year 2020-21

County Budget Form
Schedule 9

Classification:

Function: 2 Public Protection

Budget Unit: 2561 Probation AB1913/CPA 2000

Activity: 203 Public Protection - Detention

Fund: 1211 Probation COPS AB1913/CPA 2000

Financing Uses Classification	2017-18 Actuals	2018-19 Actuals	2019-20 Estimate	2020-21 Request	2020-21 Proposed	2020-21 Adopted
(1)	(2)	(3)	(4)	(5)	(6)	(7)
Revenues						
824100 Interest	3,161	3,031	-	-	-	-
825490 State Other	241,533	240,241	240,241	-	-	-
Total Revenues	244,694	243,272	240,241	-	-	-
Other Charges						
863113 Pmt Other Gov Agency	285,431	-	206,726	-	-	-
Total Other Charges	285,431	-	206,726	-	-	-
Total Net Appropriations	285,431	-	206,726	-	-	-
Net County Cost (Fund Contribution)	40,737	(243,272)	(33,515)	-	-	-

2080 - PUBLIC DEFENDER
Aaron Jeffrey, Public Defender

State Controller
County Budget Act
2010

County of Mendocino
State of California
Budget Unit Financing Uses Detail
CEO Proposed Budget for Fiscal Year 2020-21

County Budget Form
Schedule 9

Classification:

Function: 2 Public Protection

Budget Unit: 2080 Public Defender

Activity: 201 Public Protection - Judicial

Fund: 1100 County General

Financing Uses Classification	2017-18 Actuals	2018-19 Actuals	2019-20 Estimate	2020-21 Request	2020-21 Proposed	2020-21 Adopted
(1)	(2)	(3)	(4)	(5)	(6)	(7)
Revenues						
825344 2011 Realign Pub Safety	97,820	154,818	174,051	91,557	91,557	
826163 Legal Svcs Reimb	26,040	24,959	20,000	20,000	20,000	
826390 Other Charges	30,149	-	-	-	-	
827400 Prior Year Revenue	1,267	-	-	-	-	
Total Revenues	155,277	179,777	194,051	111,557	111,557	-
Salaries & Employee Benefits						
861011 Regular Employees	1,571,810	1,575,326	1,464,198	1,138,706	1,138,706	
861012 Extra Help	6,994	9,516	-	-	-	
861013 Overtime Reg Emp	397	-	-	-	-	
861021 Co Cont Retirement	444,902	455,612	517,618	650,263	650,263	
861022 Co Cont OASDI	93,654	93,858	100,464	118,762	118,762	
861023 Co Cont Medicare	22,133	22,089	23,703	28,383	28,383	
861024 Co Cont Retire Incr	139,480	125,115	119,243	117,197	117,197	
861030 Co Cont Health Ins	152,543	150,079	200,676	182,689	182,689	
861031 Co Cont Unemp Ins	2,082	2,035	2,976	2,251	2,251	
861035 Co Cont Workers Comp	3,542	2,952	2,946	11,398	11,398	
Total Salaries & Employee Benefits	2,437,537	2,436,581	2,431,824	2,249,649	2,249,649	-
Services & Supplies						
862060 Communications	1,718	2,715	3,000	3,000	3,000	
862101 Insurance - General	5,439	6,178	6,972	106,653	106,653	
862110 Jury/Witness Expense	-	-	500	500	500	
862150 Memberships	4,596	6,504	9,000	9,000	9,000	
862170 Office Expense	73,799	52,518	45,000	45,000	45,000	
862187 Education & Training	2,877	5,455	5,421	5,421	5,421	
862189 Prof/Spec Svcs - Other	93,397	67,019	76,729	76,729	76,729	
862239 Spec Dept Expense	59	494	-	-	-	
862250 Trans/Travel	7,883	6,395	7,000	7,000	7,000	
862253 Travel Out of County	2,921	615	6,000	6,000	6,000	
862260 Utilities	-	48	-	-	-	
Total Services & Supplies	192,689	147,940	159,622	259,303	259,303	-
Fixed Assets						
864370 Equipment	-	-	6,755	6,755	6,755	
Total Fixed Assets	-	-	6,755	6,755	6,755	-
Expend Transfer & Reimb						
865380 Intrafund Transfer	-	(2,721)	-	-	-	
Total Expend Transfer & Reimb	-	(2,721)	-	-	-	-
Total Net Appropriations	2,630,226	2,581,800	2,598,201	2,515,707	2,515,707	-
Net County Cost (Fund Contribution)	2,474,950	2,402,023	2,404,150	2,404,150	2,404,150	-

1920 - RETIREMENT ADMINISTRATION
Doris Rentschler, Administrator

State Controller
County Budget Act
2010

County of Mendocino
State of California
Budget Unit Financing Uses Detail
CEO Proposed Budget for Fiscal Year 2020-21

County Budget Form
Schedule 9

Classification:

Function: 1 General Government

Budget Unit: 1920 Retirement

Activity: 101 General - Legislative & Administrative

Fund: 1100 County General

Financing Uses Classification	2017-18 Actuals	2018-19 Actuals	2019-20 Estimate	2020-21 Request	2020-21 Proposed	2020-21 Adopted
(1)	(2)	(3)	(4)	(5)	(6)	(7)
Revenues						
825810 Other Govt Aid	592,996	599,746	648,615	698,471	698,471	
Total Revenues	592,996	599,746	648,615	698,471	698,471	-
Salaries & Employee Benefits						
861011 Regular Employees	375,961	383,878	405,551	443,118	443,118	
861013 Overtime Reg Emp	-	5,960	-	-	-	
861021 Co Cont Retirement	100,688	107,177	121,815	141,214	141,214	
861022 Co Cont OASDI	20,974	21,543	21,745	24,263	24,263	
861023 Co Cont Medicare	5,141	5,372	5,563	6,151	6,151	
861024 Co Cont Retire Incr	30,145	29,239	27,610	26,324	26,324	
861030 Co Cont Health Ins	59,487	46,578	66,331	57,401	57,401	
861031 Co Cont Unemp Ins	277	-	-	-	-	
861035 Co Cont Workers Comp	323	-	-	-	-	
Total Salaries & Employee Benefits	592,996	599,746	648,615	698,471	698,471	-
Total Net Appropriations	592,996	599,746	648,615	698,471	698,471	-
Net County Cost (Fund Contribution)	-	-	-	-	-	-

2310 - SHERIFF-CORONER
Matthew Kendall, Sheriff-Coroner

State Controller
County Budget Act
2010

County of Mendocino
State of California
Budget Unit Financing Uses Detail
CEO Proposed Budget for Fiscal Year 2020-21

County Budget Form
Schedule 9

Classification:

Function: 2 Public Protection

Activity: 202 Public Protection - Police Protection

Budget Unit: 2310 Mendocino County Sheriff

Fund: 1100 County General

Financing Uses Classification	2017-18 Actuals	2018-19 Actuals	2019-20 Estimate	2020-21 Request	2020-21 Proposed	2020-21 Adopted
(1)	(2)	(3)	(4)	(5)	(6)	(7)
Revenues						
821510 Sales Tax - Public Safety	3,216,947	3,359,234	3,375,050	3,454,000	3,454,000	
822600 Other Permit	904	930	500	500	500	
822601 Gun Permit	58,265	61,229	50,000	56,000	56,000	
823110 Crim Just Const Fund	152,000	145,000	150,000	150,000	150,000	
823130 Warrant System	2,281	2,396	2,000	1,000	1,000	
823204 Misc Court Fine	141,476	13,311	125,000	12,000	12,000	
823210 Fine Judicial Dist	62	28	-	-	-	
823300 Forfeiture & Penalty	188	174	-	-	-	
823310 Asset Forfeiture	15,808	49,500	-	-	-	
825344 2011 Realign Pub Safety	1,573,365	1,667,153	1,608,195	1,840,034	1,840,034	
825490 State Other	566,272	622,003	885,000	805,000	805,000	
825670 Federal Other	19,923	82,532	27,912	11,000	11,000	
826223 Civil Fee Sheriff	67,199	78,587	100,000	80,000	80,000	
826242 Dom Animal Care	22,000	22,000	-	-	-	
826250 Law Enforcement Services	164,580	102,334	160,000	160,000	160,000	
826254 Sher Pt Arena Contract	100,000	91,667	100,000	100,000	100,000	
826257 Med Marij Zip Tie	1,125	625	-	-	-	
826258 Restitution 11470.2 H&S	148,067	25,750	-	-	-	
826390 Other Charges	16,612	14,428	-	-	-	
827600 Other Sales	5,814	13,663	-	-	-	
827700 Other	4,296	24,291	-	-	-	
827707 Donation	221	1	-	-	-	
Total Revenues	6,277,405	6,376,835	6,605,657	6,669,534	6,669,534	-
Salaries & Employee Benefits						
861011 Regular Employees	7,470,870	7,819,917	8,442,664	8,161,273	8,501,273	
861012 Extra Help	533,052	439,645	213,083	475,000	475,000	
861013 Overtime Reg Emp	1,837,017	1,424,811	650,000	-	-	
861021 Co Cont Retirement	3,244,902	3,483,142	3,790,339	4,154,077	4,154,077	
861022 Co Cont OASDI	550,178	540,510	493,452	522,549	522,549	
861023 Co Cont Medicare	138,405	135,524	115,797	123,806	123,806	
861024 Co Cont Retire Incr	1,811,343	1,811,286	1,618,757	1,525,753	1,525,753	
861030 Co Cont Health Ins	873,209	776,032	1,150,100	1,068,120	1,068,120	
861031 Co Cont Unemp Ins	14,097	12,742	10,999	10,254	10,254	
861035 Co Cont Workers Comp	1,223,986	1,169,939	1,121,832	1,177,170	1,177,170	
Total Salaries & Employee Benefits	17,697,060	17,613,548	17,607,023	17,218,002	17,558,002	-
Services & Supplies						
862050 Clothing/Pers Items	514	395	3,000	1,500	1,500	
862060 Communications	154,845	182,134	135,000	190,000	190,000	
862101 Insurance - General	224,216	195,814	210,998	162,706	162,706	
862120 Maint - Equip	41,375	38,266	178,450	35,000	35,000	
862130 Maint - Strc/Impr/Grnds	44	-	-	-	-	
862150 Memberships	14,235	7,951	20,000	20,000	20,000	
862170 Office Expense	75,259	86,060	110,000	85,000	85,000	
862185 Medical/Dental Svcs	449,132	302,958	400,000	350,000	350,000	
862187 Education & Training	5,124	144,331	211,500	211,500	211,500	
862189 Prof/Spec Svcs - Other	230,007	386,543	190,627	283,450	283,450	
862190 Pub/Legal Notice	7	-	-	-	-	
862200 Rent/Lease - Equip	-	1,797	2,000	1,000	1,000	
862210 Rent/Lease - Bldg Grnds	32,736	32,736	32,736	30,336	30,336	
862230 Info Tech Equip	196,213	224,640	350,555	441,004	441,004	
862232 Law Enf Supply & Svcs	193,892	284,631	464,443	367,711	367,711	
862239 Spec Dept Expense	105,003	63,813	50,000	60,000	60,000	
862240 Spec Dept Fund	60	508	-	-	-	
862250 Trans/Travel	718,069	635,209	630,000	755,000	755,000	
862253 Travel Out of County	24,525	10,911	10,000	10,000	10,000	

862260 Utilities	17,720	14,384	15,000	15,000	15,000	
Total Services & Supplies	2,482,976	2,613,082	3,014,309	3,019,207	3,019,207	-
Other Charges						
863113 Pmts Other Gov Agency	-	135,573	100,000			
Total Other Charges	-	135,573	100,000	-	-	-
Fixed Assets						
864360 Structure/Improvement	140	-	60,000	59,000	-	
864370 Equipment	579,683	266,797	747,000	570,000	570,000	
Total Fixed Assets	579,823	266,797	807,000	629,000	570,000	-
Total Net Appropriations	20,759,858	20,629,001	21,528,332	20,866,209	21,147,209	-
Net County Cost (Fund Contribution)	14,482,453	14,252,166	14,922,675	14,196,675	14,477,675	-

2313 - SHERIFF-CORONER COPS GRANT
Matthew Kendall, Sheriff-Coroner

State Controller
County Budget Act
2010

County of Mendocino
State of California
Budget Unit Financing Uses Detail
CEO Proposed Budget for Fiscal Year 2020-21

County Budget Form
Schedule 9

Classification:

Function: 2 Public Protection

Activity: 202 Public Protection - Police Protection

Budget Unit: 2313 Sheriff - COPS Program AB3229

Fund: 1210 Supp Law Enforcement Svcs

Financing Uses Classification	2017-18 Actuals	2018-19 Actuals	2019-20 Estimate	2020-21 Request	2020-21 Proposed	2020-21 Adopted
(1)	(2)	(3)	(4)	(5)	(6)	(7)
Revenues						
824100 Interest	2,865	4,946	540	540	540	
825490 State Other	139,416	148,727	103,942	100,000	100,000	
Total Revenues	142,282	153,672	104,482	100,540	100,540	-
Salaries & Employee Benefits						
861011 Regular Employees	37,195	52,274	52,989	67,597	67,597	
861013 Overtime Reg Emp	2,362	4,055	-	6,000	6,000	
861021 Co Cont Retirement	10,667	15,097	16,225	21,928	21,928	
861022 Co Cont OASDI	2,453	3,492	3,285	4,191	4,191	
861023 Co Cont Medicare	574	817	768	980	980	
861024 Co Cont Retire Incr	2,936	3,720	3,312	3,603	3,603	
861031 Co Cont Unemp Ins	-	-	-	55	55	
861035 Co Cont Workers Comp	1,347	-	-	131	131	
Total Salaries & Employee Benefits	57,533	79,456	76,580	104,485	104,485	-
Services & Supplies						
862101 Insurance - General	143	-	-	104	104	
862232 Law Enf Supply & Svcs	-	3,222	3,300	3,300	3,300	
Total Services & Supplies	143	3,222	3,300	3,404	3,404	-
Expend Transfer & Reimb						
865802 Oper Transfer Out	500	-	-	-	-	-
Total Expend Transfer & Reimb	500	-	-	-	-	-
Total Net Appropriations	58,176	82,678	79,880	107,889	107,889	-
Net County Cost (Fund Contribution)	(84,105)	(70,994)	(24,602)	7,349	7,349	-

2315 - SHERIFF SPECIAL PROJECTS
Matthew Kendall, Sheriff-Coroner

State Controller
County Budget Act
2010

County of Mendocino
State of California
Budget Unit Financing Uses Detail
CEO Proposed Budget for Fiscal Year 2020-21

County Budget Form
Schedule 9

Classification:

Function: 2 Public Protection

Activity: 202 Public Protection - Police Protection

Budget Unit: 2315 Sheriff Special Projects

Fund: 1216 Sheriff Spec Projects

Financing Uses Classification	2017-18 Actuals	2018-19 Actuals	2019-20 Estimate	2020-21 Request	2020-21 Proposed	2020-21 Adopted
(1)	(2)	(3)	(4)	(5)	(6)	(7)
Revenues						
824100 Interest	240	1,250	-	400	400	-
826258 Restitution 11470.2 H&S	18,700	-	-	-	-	-
827707 Donation	18,732	63,444	-	-	-	-
Total Revenues	37,671	64,694	-	400	400	-
Services & Supplies						
862194 A-87 Costs	(11,075)	1,203	-	1,203	1,203	-
862232 Law Enf Supply & Svcs	-	11,443	-	10,000	10,000	-
862253 Travel Out of County	-	8,416	-	-	-	-
Total Services & Supplies	(11,075)	21,062	-	11,203	11,203	-
Total Net Appropriations	(11,075)	21,062	-	11,203	11,203	-
Net Fund Contribution	(48,746)	(43,632)	-	10,803	10,803	-

2510 - JAIL AND REHABILITATION CENTER
Matthew Kendall, Sheriff-Coroner

State Controller
County Budget Act
2010

County of Mendocino
State of California
Budget Unit Financing Uses Detail
CEO Proposed Budget for Fiscal Year 2020-21

County Budget Form
Schedule 9

Classification:

Function: 2 Public Protection

Activity: 203 Public Protection - Detention

Budget Unit: 2510 Mendocino County Jail

Fund: 1100 County General

Financing Uses Classification	2017-18 Actuals	2018-19 Actuals	2019-20 Estimate	2020-21 Request	2020-21 Proposed	2020-21 Adopted
(1)	(2)	(3)	(4)	(5)	(6)	(7)
Revenues						
821510 Sales Tax - Public Safety	2,436,120	2,544,039	2,555,200	2,616,000	2,616,000	
823204 Misc Court Fine	38,878	15,522	10,000	21,045	21,045	
823310 Asset Forfeiture	-	4,515	-			
825150 Motor Vehicle in Lieu	-	-	70,000			
825344 2011 Realignment Pub Sfty	1,142,853	1,550,983	1,557,582	1,468,244	1,468,244	
825490 State Other	146,477	168,263	639,414	598,144	598,144	
825670 Federal Other	45,736	78,553	47,675	28,000	28,000	
826269 Work Release	17,426	22,450	20,000	20,000	20,000	
826390 Other Charges	92,223	111,840	100,000	110,000	110,000	
827700 Other	-	18,186	16,000	23,848	23,848	
827802 Oper Transfer In	72,975	-	-			
Total Revenues	3,992,688	4,514,352	5,015,871	4,885,281	4,885,281	-
Salaries & Employee Benefits						
861011 Regular Employees	3,850,860	4,355,443	4,502,795	4,687,628	4,687,628	
861012 Extra Help	42,590	46,626	44,000	83,000	83,000	
861013 Overtime Reg Emp	1,057,600	1,124,539	677,617	14,031	14,031	
861021 Co Cont Retirement	1,751,045	1,989,082	2,170,575	2,295,889	2,295,889	
861022 Co Cont OASDI	292,221	326,677	267,483	276,290	276,290	
861023 Co Cont Medicare	69,209	77,337	62,653	65,038	65,038	
861024 Co Cont Retire Incr	993,282	1,048,850	937,848	842,244	842,244	
861030 Co Cont Health Ins	530,736	486,355	660,126	666,731	666,731	
861031 Co Cont Unemp Ins	4,906	4,719	6,086	6,170	6,170	
861035 Co Cont Workers Comp	695,207	782,511	760,021	777,094	777,094	
Total Salaries & Employee Benefits	9,287,657	10,242,139	10,089,204	9,714,115	9,714,115	-
Services & Supplies						
862050 Clothing/Pers Items	15,903	15,499	35,000	35,000	35,000	
862060 Communications	8,627	10,052	8,000	12,500	12,500	
862080 Food	408,763	414,213	420,000	430,000	430,000	
862090 Household Expense	135,883	188,382	140,960	190,000	190,000	
862101 Insurance - General	164,975	78,639	100,100	129,223	129,223	
862120 Maint - Equip	11,849	89,114	57,500	30,000	30,000	
862130 Maint - Strc/Imp/Grnds	393	-	-	-	-	
862150 Memberships	-	-	-	-	-	
862160 Miscellaneous	103	3,333	3,000	1,500	1,500	
862170 Office Expense	33,366	24,674	50,000	35,000	35,000	
862185 Medical/Dental Svcs	2,602,336	2,894,287	3,522,710	3,851,009	4,044,530	
862187 Education & Training	8,941	5,402	29,025	14,445	14,445	
862189 Prof/Spec Svcs - Other	101,123	154,605	115,000	10,266	10,266	
862190 Pub/Legal Notice	204	-	-	-	-	
862200 Rent/Lease - Equip	-	-	3,600	1,800	1,800	
862230 Info Tech Equip	814	1,149	500	1,700	1,700	
862232 Law Enf Supply & Svcs	73,926	43,328	105,000	42,000	42,000	
862239 Spec Dept Expense	5,108	6,901	20,000	10,000	10,000	
862250 Trans/Travel	27,588	26,282	21,500	42,000	42,000	
862253 Travel Out of County	40,440	52,436	63,000	63,000	63,000	
Total Services & Supplies	3,640,342	4,008,294	4,694,895	4,899,443	5,092,964	-
Fixed Assets						
864370 Equipment	73,090	24,515	171,000	55,951	55,951	
Total Fixed Assets	73,090	24,515	171,000	55,951	55,951	-
Total Net Appropriations	13,001,088	14,274,948	14,955,099	14,669,509	14,863,030	-

Net County Cost (Fund Contribution)	9,008,400	9,760,597	9,939,228	9,784,228	9,977,749	-
-------------------------------------	-----------	-----------	-----------	-----------	-----------	---

2511 - JAIL AND REHABILITATION CENTER COPS GRANT
Matthew Kendall, Sheriff-Coroner

State Controller
County Budget Act
2010

County of Mendocino
State of California
Budget Unit Financing Uses Detail
CEO Proposed Budget for Fiscal Year 2020-21

County Budget Form
Schedule 9

Classification:

Function: 2 Public Protection

Activity: 202 Public Protection - Police Protection

Budget Unit: 2511 County Jail - COPS Prog AB3229

Fund: 1210 Supp Law Enforcement Svcs

Financing Uses Classification	2017-18 Actuals	2018-19 Actuals	2019-20 Estimate	2020-21 Request	2020-21 Proposed	2020-21 Adopted
(1)	(2)	(3)	(4)	(5)	(6)	(7)
Revenues						
824100 Interest	698	1,204	-	500	500	-
825490 State Other	34,667	14,365	-	40,000	40,000	-
827700 Other	40,186	-	-	-	-	-
Total Revenues	75,550	15,569	-	40,500	40,500	-
Services & Supplies						
862232 Law Enf Supply & Svcs	-	-	-	40,500	40,500	-
Total Services & Supplies	-	-	-	40,500	40,500	-
Expend Transfer & Reimb						
865802 Oper Transfer Out	73,125	-	-	-	-	-
Total Expend Transfer & Reimb	73,125	-	-	-	-	-
Total Net Appropriations	73,125	-	-	40,500	40,500	-
Net County Cost (Fund Contribution)	(2,426)	(15,569)	-	-	-	-

3010 - ADMINISTRATION/ROAD MAINTENANCE
Howard Dashiell, Director of Transportation

State Controller
County Budget Act
2010

County of Mendocino
State of California
Budget Unit Financing Uses Detail
CEO Proposed Budget for Fiscal Year 2020-21

County Budget Form
Schedule 9

Classification:

Function: 3 Public Ways and Facilities
Activity: 301 Public Ways and Facilities

Budget Unit: 3010 Admin/Road Maint
Fund: 1200 Roads

Financing Uses Classification	2017-18 Actuals	2018-19 Actuals	2019-20 Estimate	2020-21 Request	2020-21 Proposed	2020-21 Adopted
(1)	(2)	(3)	(4)	(5)	(6)	(7)
Revenues						
821501 Trans Funds	64,140	62,031	60,000	54,000	54,000	
822600 Other Permit	420	210	500	-	-	
822608 Trans Permit	7,932	8,374	7,000	6,000	6,000	
822610 Co Hwy Encroach Permit	52,958	50,597	50,000	50,000	50,000	
823100 Vehicle Code Fine	43,366	49,416	40,000	40,000	40,000	
824100 Interest	89,667	78,597	60,000	70,000	70,000	
825125 State HUTA Section 2103	1,069,663	955,275	2,064,250	1,900,980	1,900,980	
825130 State Hwy Users Tax	1,217,719	1,204,271	1,215,639	1,259,849	1,259,849	
825140 State Collier Unruh	374,287	375,680	385,503	398,093	398,093	
825180 Trans STPd(1)	198,772	121,370	127,229	127,000	127,000	
825190 State RMRA SB1	1,243,613	3,918,019	3,538,241	4,049,881	4,049,881	
825487 Prop 111 State Gas Tax	1,062,455	1,082,853	1,097,860	1,137,373	1,137,373	
825491 State Exchange Prog	602,390	-	602,390	602,390	602,390	
825640 Fed Forest Reserve	117,032	104,093	100,000	500	500	
825670 Federal Other Revenue	-	-	69,500	-	-	
825676 Flood Control Lands	-	-	500	500	500	
826272 Interfund - DOT	176,995	219,585	132,605	76,726	76,726	
826390 Other Charges	43,821	19,611	10,000	2,000	2,000	
827500 Sale of Fixed Assets	6,874	2,319	10,000	10,000	10,000	
827600 Other Sales	7,679	6,813	8,500	5,000	5,000	
827700 Other	5,511	91,790	500	3,000	3,000	
827802 Oper Trans In	3,646,219	3,620,588	3,693,000	3,766,860	3,766,860	
Total Revenues	10,031,511	11,971,492	13,273,217	13,560,152	13,560,152	-
Salaries & Employee Benefits						
861011 Regular Employees	3,364,410	3,806,828	4,516,206	4,545,687	4,545,687	
861012 Extra Help	29,166	33,104	56,790	81,185	81,185	
861013 Overtime Reg Emp	97,042	88,567	122,477	122,477	122,477	
861021 Co Cont Retirement	979,840	1,120,342	1,376,688	1,468,959	1,468,959	
861022 Co Cont OASDI	202,770	230,008	278,200	278,150	278,150	
861023 Co Cont Medicare	48,404	54,750	65,515	65,896	65,896	
861024 Co Cont Retire Incr	314,536	323,714	327,420	288,522	288,522	
861030 Co Cont Health Ins	482,414	454,124	748,805	671,939	671,939	
861031 Co Cont Unemp Ins	18,521	21,230	19,216	18,807	18,807	
861035 Co Cont Workers Comp	451,273	507,616	489,034	447,188	447,188	
Total Salaries & Employee Benefits	5,988,376	6,640,283	8,000,351	7,988,810	7,988,810	-
Services & Supplies						
862050 Clothing/Pers Items	12,948	14,714	20,050	20,000	20,000	
862060 Communications	36,941	35,862	33,000	40,000	40,000	
862090 Household Expense	19,251	19,532	22,000	22,000	22,000	
862101 Insurance - General	171,056	287,993	325,812	260,487	260,487	
862120 Maint - Equip	368,368	355,915	310,000	325,000	325,000	
862130 Maint - Strc/Impr/Grnds	4,967	4,032	8,000	6,000	6,000	
862150 Memberships	1,730	1,874	3,209	3,209	3,209	
862170 Office Expense	26,147	24,918	34,621	34,621	34,621	
862183 Legal Fees	15,271	15,654	13,000	13,500	13,500	
862185 Medical/Dental Svcs	6,685	6,465	11,925	9,825	9,825	
862187 Education & Training	6,238	8,754	14,325	9,000	9,000	
862189 Prof/Spec Svcs - Other	43,152	53,678	91,450	104,415	104,415	
862190 Pub/Legal Notice	3,839	5,981	8,000	6,000	6,000	
862194 A-87 Costs	530,767	453,543	438,315	758,068	758,068	
862200 Rent/Lease - Equip	23,564	42,449	21,000	22,000	22,000	
862210 Rent/Lease Bldg Grnds	3,786	1,333	1,350	1,375	1,375	
862220 Small Tool/Instrument	13,794	11,424	13,000	7,000	7,000	
862230 Info Tech Equip	4,813	2,894	10,000	10,000	10,000	
862239 Spec Dept Expense	1,027,727	822,599	883,000	822,500	822,500	

862250 Trans/Travel	271,485	340,709	280,000	280,000	280,000	
862253 Travel Out of County	6,998	4,742	10,811	7,000	7,000	
862260 Utilities	21,795	29,927	33,000	33,000	33,000	
Total Services & Supplies	2,621,322	2,544,991	2,585,868	2,795,000	2,795,000	-
Fixed Assets						
864360 Structure/Improvement	-	-	-	-	-	-
864370 Equipment	247,778	251,326	678,493			
Total Fixed Assets	247,778	251,326	678,493	-	-	-
Expend Transfer & Reimb						
865380 Intrafund Transfer	(760,659)	-	(662,670)	(832,674)	(832,674)	
865802 Oper Transfer Out	139,383	-	230,000			
Total Expend Transfer & Reimb	(621,275)	-	(432,670)	(832,674)	(832,674)	-
Total Net Appropriations	8,236,201	9,436,600	10,832,042	9,951,136	9,951,136	-
Net County Cost (Fund Contribution)	(1,795,310)	(2,534,892)	(2,441,175)	(3,609,016)	(3,609,016)	-

1910 - TRANSPORTATION - LAND IMPROVEMENT
Howard Dashiell, Director of Transportation

State Controller
County Budget Act
2010

County of Mendocino
State of California
Budget Unit Financing Uses Detail
CEO Proposed Budget for Fiscal Year 2020-21

County Budget Form
Schedule 9

Classification:

Function: 1 General Government

Budget Unit: 1910 Engineering & Tech Assist

Activity: 101 General - Legislative & Administrative

Fund: 1100 County General

Financing Uses Classification	2017-18 Actuals	2018-19 Actuals	2019-20 Estimate	2020-21 Request	2020-21 Proposed	2020-21 Adopted
(1)	(2)	(3)	(4)	(5)	(6)	(7)
Revenues						
826171 Final Map Filing Fee	-	-	2,650	2,650	2,650	
826172 Parcel Map MS Filing	2,300	6,200	7,000	7,000	7,000	
826173 Parcel Map PS Filing	-	-	2,250	2,250	2,250	
826175 Plan Check & Insp	10,101	6,109	2,500	5,000	5,000	
826176 Parcel Subdivision Insp	-	-	550	550	550	
826177 Basic Imp Insp Fee	400	556	1,000	1,000	1,000	
826178 Subd Agrmt Process	-	-	1,100	1,100	1,100	
826181 Record-Survey Exam	22,325	24,400	22,000	20,000	20,000	
826182 Tentative Map Subd	62,834	59,600	40,000	40,000	40,000	
826273 Interfund - Engineering	96,090	121,639	32,588	38,500	38,500	
826390 Other Charges	200	500	-	-	-	
827601 Sale of Map - Surveyor	624	209	500	500	500	
Total Revenues	194,874	219,212	112,138	118,550	118,550	-
Salaries & Employee Benefits						
861011 Regular Employees	408,014	438,876	439,446	439,446	520,494	
861013 Overtime Reg Emp	874	-	5,000	5,000	5,000	
861021 Co Cont Retirement	120,155	131,547	134,608	134,608	134,608	
861022 Co Cont OASDI	23,779	26,105	26,641	26,641	26,641	
861023 Co Cont Medicare	5,634	6,148	6,237	6,237	6,237	
861024 Co Cont Retire Incr	40,624	39,929	33,981	33,981	33,981	
861030 Co Cont Health Ins	61,563	47,872	58,336	58,336	58,336	
861031 Co Cont Unemp Ins	333	266	326	273	273	
861035 Co Cont Workers Comp	9,043	6,960	4,419	6,538	6,538	
Total Salaries & Employee Benefits	670,018	697,703	708,994	711,060	792,108	-
Services & Supplies						
862060 Communications	5,002	4,613	4,699	4,699	4,699	
862101 Insurance - General	674	852	896	1,188	1,188	
862120 Maint - Equip	6,673	8,496	9,750	9,750	9,750	
862150 Memberships	607	768	1,450	1,260	1,260	
862170 Office Expense	7,805	7,162	9,527	9,663	9,663	
862183 Legal Fees	4,628	7,669	3,500	3,500	3,500	
862185 Medical & Dental Svcs	-	-	200	200	200	
862187 Education & Training	1,810	911	3,700	3,900	3,900	
862189 Prof/Spec Svcs - Other	101,020	171,154	233,599	108,000	233,000	
862190 Publ/Legal Notice	467	344	500	500	500	
862220 Small Tool/Instrument	584	448	1,000	1,000	1,000	
862230 Info Tech Equip	165	-	-	-	-	
862239 Spec Dept Expense	603	202	500	500	500	
862250 Trans/Travel	4,464	7,852	7,000	7,000	7,000	
862253 Travel Out of County	1,269	106	3,000	3,000	3,000	
Total Services & Supplies	135,771	210,577	279,321	154,160	279,160	-
Fixed Assets						
864370 Equipment	-	-	50,493	30,000	30,000	
Total Fixed Assets	-	-	50,493	30,000	30,000	-
Total Net Appropriations	805,789	908,280	1,038,808	895,220	1,101,268	-
Net County Cost (Fund Contribution)	610,915	689,068	926,670	776,670	982,718	-

3030 - TRANSPORTATION - STORM DAMAGE
Howard Dashiell, Director of Transportation

State Controller
County Budget Act
2010

County of Mendocino
State of California
Budget Unit Financing Uses Detail
CEO Proposed Budget for Fiscal Year 2020-21

County Budget Form
Schedule 9

Classification:

Function: 3 Public Ways and Facilities
Activity: 301 Public Ways and Facilities

Budget Unit: 3030 Storm Damage
Fund: 1200 Roads

Financing Uses Classification	2017-18 Actuals	2018-19 Actuals	2019-20 Estimate	2020-21 Request	2020-21 Proposed	2020-21 Adopted
(1)	(2)	(3)	(4)	(5)	(6)	(7)
Revenues						
825460 State Aid for Disaster	266,704	271,524	1,471,951	1,659,237	1,659,237	
825670 Federal Other	1,995,439	2,011,652	6,341,109	8,038,921	8,038,921	
826272 Interfund Revenue - DOT	-	606,918	-	-	-	-
Total Revenues	2,262,143	2,890,093	7,813,060	9,698,158	9,698,158	-
Services & Supplies						
862130 Maint Strc/Imp/Grnds	19,015	49,455	60,500	176,891	176,891	
862170 Office Expense	4,460	2,735	8,400	7,625	7,625	
862184 Arch Eng & Plan Svcs	839,293	62,982	413,023	579,095	579,095	
862189 Prof/Spec Svcs - Other	26,616	21,368	35,600	44,600	44,600	
862190 Pub/Legal Notice	1,120	678	6,000	2,625	2,625	
862193 Constr Contract	881,721	2,532,485	8,152,043	9,867,340	9,867,340	
862194 A-87 Costs	(955)	(566)	2,838	53,696	53,696	
863330 Rights of Way	-	4,745	-	9,000	9,000	
Total Services & Supplies	1,771,271	2,673,882	8,678,404	10,740,872	10,740,872	-
Other Charges						
863330 Right of Way	3,500	-	10,000	-	-	-
Total Other Charges	3,500	-	10,000	-	-	-
Total Net Appropriations	1,774,771	2,673,882	8,688,404	10,740,872	10,740,872	-
Net County Cost (Fund Contribution)	(487,373)	(216,211)	875,344	1,042,714	1,042,714	-

3041 - TRANSPORTATION - FEDERAL AND STATE PROGRAMS
Howard Dashiell, Director of Transportation

State Controller
County Budget Act
2010

County of Mendocino
State of California
Budget Unit Financing Uses Detail
CEO Proposed Budget for Fiscal Year 2020-21

County Budget Form
Schedule 9

Classification:

Function: 3 Public Ways and Facilities
Activity: 302 Public Ways and Facilities

Budget Unit: 3041 Road & Bridge Projects
Fund: 1200 Roads

Financing Uses Classification	2017-18 Actuals	2018-19 Actuals	2019-20 Estimate	2020-21 Request	2020-21 Proposed	2020-21 Adopted
(1)	(2)	(3)	(4)	(5)	(6)	(7)
Revenues						
825490 State Other	17,973	78,101	58,725	359,002	359,002	
825670 Federal Other	3,579,185	5,889,043	4,560,311	4,765,315	4,765,315	
825810 Other Govt Aid	59,554	500,742	45,450	53,776	53,776	
827802 Oper Transfer In	1,750,000	-	-			
Net County Cost (Fund Contribution)	5,406,711	6,467,887	4,664,486	5,178,093	5,178,093	-
Services & Supplies						
862130 Maint - Strc/Impr/Grnds	-	-	278,000	-	-	
862135 Corrective Maintenance	1,950,847	1,969,678	4,000,000	5,850,000	5,850,000	
862170 Office Expense	2,697	1,926	1,650	3,580	3,580	
862184 Arch Eng & Plan Svcs	1,260,568	660,229	3,231,226	1,880,536	1,880,536	
862189 Prof/Spec Svcs - Other	9,201	29,296	212,900	252,200	252,200	
862190 Publ/Legal Notice	1,414	1,254	3,250	3,150	3,150	
862193 Constr Contract	2,473,472	5,801,233	2,101,200	3,026,185	3,026,185	
862194 A-87 Costs	1,282	1,414	(914)	200	200	
863330 Rights of Way	-	-	-	100,000	100,000	-
Total Services & Supplies	5,699,482	8,465,030	9,827,312	11,115,851	11,115,851	-
Other Charges						
863330 Right of Way	38,600	-	20,000			
Total Other Charges	38,600	-	20,000	-	-	-
Total Net Appropriations	5,738,082	8,465,030	9,847,312	11,115,851	11,115,851	-
Net County Cost (Fund Contribution)	331,371	1,997,143	5,182,826	5,937,758	5,937,758	-

3050 - TRANSPORTATION - ROUND VALLEY AIRPORT
Howard Dashiell, Director of Transportation

State Controller
County Budget Act
2010

County of Mendocino
State of California
Budget Unit Financing Uses Detail
CEO Proposed Budget for Fiscal Year 2020-21

County Budget Form
Schedule 9

Classification:

Function: 3 Public Ways and Facilities
Activity: 302 Public Ways and Facilities

Budget Unit: 3050 DOT - Round Valley Airport
Fund: 1100 County General

Financing Uses Classification	2017-18 Actuals	2018-19 Actuals	2019-20 Estimate	2020-21 Request	2020-21 Proposed	2020-21 Adopted
(1)	(2)	(3)	(4)	(5)	(6)	(7)
Revenues						
824200 Rent/Concession	4,955	5,420	4,920	4,920	4,920	
825490 State Other	-	-	-	27,293	27,293	
825670 Federal Other	-	-	245,970	545,855	545,855	
827600 Other Sales	653	949	500	500	500	
827802 Operating Transfer In	40,000	-	19,734	24,964	24,964	
Total Revenues	45,608	6,369	271,124	603,532	603,532	-
Services & Supplies						
862060 Communications	695	703	786	840	840	
862101 Insurance - General	195	244	263	341	341	
862130 Maint - Strc/Impr/Grnds	10,163	15,532	10,400	9,000	9,000	
862170 Office Expense	12	27	150	150	150	
862183 Legal Fees	58	41	1,000	1,000	1,000	
862184 Arch Eng & Plan Svcs	448	3,058	72,300	76,000	76,000	
862187 Education & Training	88	-	-	-	-	
862189 Prof/Spec Svcs - Other	16,815	12,304	13,079	21,000	21,000	
862190 Pub/Legal Notice	-	-	500	500	500	
862193 Constr Contract	51,956	-	200,000	521,905	521,905	
862239 Spec Dept Expense	780	1,675	5,175	5,175	5,175	
862253 Travel Out of County	297	-	-	-	-	
862260 Utilities	1,322	1,451	1,500	1,650	1,650	
Total Services & Supplies	82,827	35,035	305,153	637,561	637,561	-
Total Net Appropriations	82,827	35,035	305,153	637,561	637,561	-
Net County Cost (Fund Contribution)	37,218	28,666	34,029	34,029	34,029	-

3080 - TRANSPORTATION - ROUND VALLEY AIRPORT
Howard Dashiell, Director of Transportation

State Controller
County Budget Act
2010

County of Mendocino
State of California
Budget Unit Financing Uses Detail
CEO Proposed Budget for Fiscal Year 2020-21

County Budget Form
Schedule 9

Classification:

Function: 3 Public Ways and Facilities
Activity: 302 Public Ways and Facilities

Budget Unit: 3080 DOT - Round Valley Airport
Fund: 1207 Aviation - Round Valley

Financing Uses Classification	2017-18 Actuals	2018-19 Actuals	2019-20 Estimate	2020-21 Request	2020-21 Proposed	2020-21 Adopted
(1)	(2)	(3)	(4)	(5)	(6)	(7)
Revenues						
825120 State Aid Aviation	50,000	-	10,000	20,000	20,000	
825490 State Other	-	-	-	-	-	-
Total Revenues	50,000	-	10,000	20,000	20,000	-
Expend Transfer & Reimb						
865802 Oper Transfer Out	40,000	-	19,734	24,964	24,964	
Total Expend Transfer & Reimb	40,000	-	19,734	24,964	24,964	-
Total Net Appropriations	40,000	-	19,734	24,964	24,964	-
Net County Cost (Fund Contribution)	(10,000)	-	9,734	4,964	4,964	-

3060 - TRANSPORTATION - LITTLE RIVER AIRPORT
Howard Dashiell, Director of Transportation

State Controller
County Budget Act
2010

County of Mendocino
State of California
Budget Unit Financing Uses Detail
CEO Proposed Budget for Fiscal Year 2020-21

County Budget Form
Schedule 9

Classification:

Function: 3 Public Ways and Facilities
Activity: 302 Public Ways and Facilities

Budget Unit: 3060 DOT - Mendocino Cty Airport
Fund: 1100 County General

Financing Uses Classification	2017-18 Actuals	2018-19 Actuals	2019-20 Estimate	2020-21 Request	2020-21 Proposed	2020-21 Adopted
(1)	(2)	(3)	(4)	(5)	(6)	(7)
Revenues						
824200 Rent/Concession	45,984	42,785	45,000	45,000	45,000	
825490 State Other	637	-	-	-	-	
825670 Federal Other	4,200	770	6,000,000	12,000,000	12,000,000	
827600 Other Sales	13,674	8,176	10,000	10,000	10,000	
827802 Oper Transfer In	-	-	-	20,000	20,000	
Total Revenues	64,495	51,731	6,055,000	12,075,000	12,075,000	-
Services & Supplies						
862060 Communications	1,594	1,610	1,880	1,880	1,880	
862090 Household Expense	1,350	1,399	1,895	1,895	1,895	
862101 Insurance - General	3,738	4,260	5,057	6,522	6,522	
862130 Maint - Strc/Impr/Grnds	8,128	13,919	12,750	17,000	17,000	
862170 Office Expense	213	410	662	662	662	
862183 Legal Fees	505	651	2,000	2,000	2,000	
862184 Arch Eng & Plan Svcs	11,194	5,265	595,000	1,809,500	1,809,500	
862187 Education & Training	88	100	125	125	125	
862189 Prof/Spec Svcs - Other	72,393	64,910	73,730	155,052	155,052	
862190 Publ/Legal Notice	-	-	1,000	1,000	1,000	
862193 Constr Contract	-	-	5,381,691	10,100,000	10,100,000	
862239 Spec Dept Expense	1,633	1,865	1,675	1,675	1,675	
862250 Trans/Travel	-	-	1,200	1,200	1,200	
862253 Travel Out of County	297	764	800	800	800	
862260 Utilities	14,159	14,091	15,650	15,804	15,804	
Total Services & Supplies	115,292	109,243	6,095,115	12,115,115	12,115,115	-
Total Net Appropriations	115,292	109,243	6,095,115	12,115,115	12,115,115	-
Net County Cost (Fund Contribution)	50,796	57,512	40,115	40,115	40,115	-

3090 - TRANSPORTATION - LITTLE RIVER AIRPORT
Howard Dashiell, Director of Transportation

State Controller
County Budget Act
2010

County of Mendocino
State of California
Budget Unit Financing Uses Detail
CEO Proposed Budget for Fiscal Year 2020-21

County Budget Form
Schedule 9

Classification:

Function: 3 Public Ways and Facilities
Activity: 302 Public Ways and Facilities

Budget Unit: 3090 DOT - Mendocino Cty Airport
Fund: 1208 Aviation - Little River

Financing Uses Classification	2017-18 Actuals	2018-19 Actuals	2019-20 Estimate	2020-21 Request	2020-21 Proposed	2020-21 Adopted
(1)	(2)	(3)	(4)	(5)	(6)	(7)
Revenues						
825120 State Aid Aviation	20,000	-	-	20,000	20,000	-
825670 Federal Other	-	-	-	-	-	-
Total Revenues	20,000	-	-	20,000	20,000	-
Expend Transfer & Reimb						
865802 Oper Transfer Out	-	-	-	20,000	20,000	-
Total Expend Transfer & Reimb	-	-	-	20,000	20,000	-
Total Net Appropriations	-	-	-	20,000	20,000	-
Net County Cost (Fund Contribution)	(20,000)	-	-	-	-	-

4511 - LANDFILL CLOSURE
Howard Dashiell, Director of Transportation

State Controller
County Budget Act
2010

County of Mendocino
State of California
Budget Unit Financing Uses Detail
CEO Proposed Budget for Fiscal Year 2020-21

County Budget Form
Schedule 9

Classification:

Function: 4 Health & Sanitation

Activity: 404 Health and Sanitation - Sanitation

Budget Unit: 4511 Landfill Closure

Fund: 1202 Landfill Closure

Financing Uses Classification	2017-18 Actuals	2018-19 Actuals	2019-20 Estimate	2020-21 Request	2020-21 Proposed	2020-21 Adopted
(1)	(2)	(3)	(4)	(5)	(6)	(7)
Revenues						
824100 Interest	45,731	59,527	10,000	10,000	10,000	
826310 Caspar/Ft Bragg Refuse	120,000	104,442	50,000	50,000	50,000	
826390 Other Charges	601,536	649,905	400,200	400,200	400,200	
Total Revenues	767,267	813,874	460,200	460,200	460,200	-
Services & Supplies						
862101 Insurance - General	220	239	-	-	-	
862120 Maintenance - Equip	4,526	6,225	7,700	7,700	7,700	
862130 Maint - Strc/Impr/Grndds	3,799	3,406	44,200	45,500	45,500	
862160 Misc Expense	41,675	47,078	60,500	60,500	60,500	
862170 Office Expense	38	75	1,000	1,000	1,000	
862183 Legal Fees	-	181	1,000	1,000	1,000	
862189 Prof/Spec Svcs - Other	307,860	375,863	550,990	586,395	586,395	
862190 Publ & Legal Notices	-	-	2,500	2,500	2,500	
862193 Construction Contracts	302,221	-	980,000	1,000,000	1,000,000	
862194 A-87 Costs	5,485	6,009	(994)	2,979	2,979	
862220 Small Tool/Instrument	282	1,012	2,200	2,200	2,200	
862230 Info Tech Equip	-	-	1,000	1,000	1,000	
862239 Spec Dept Expense	56,660	97,905	95,000	95,000	95,000	
862250 Trans/Travel	3,604	5,956	10,000	10,000	10,000	
Total Services & Supplies	726,371	543,949	1,755,096	1,815,774	1,815,774	-
Fixed Assets						
864370 Equipment	-	-	9,000	9,000	9,000	
Total Fixed Assets	-	-	9,000	9,000	9,000	-
Total Net Appropriations	726,371	543,949	1,764,096	1,824,774	1,824,774	-
Net County Cost (Fund Contribution)	(40,896)	(269,925)	1,303,896	1,364,574	1,364,574	-

2012 - COURT COLLECTIONS PROGRAM
Shari Schapmire, Treasurer-Tax Collector

State Controller
County Budget Act
2010

County of Mendocino
State of California
Budget Unit Financing Uses Detail
CEO Proposed Budget for Fiscal Year 2020-21

County Budget Form
Schedule 9

Classification:

Function: 2 Public Protection

Activity: 201 Public Protection - Judicial

Budget Unit: 2012 AB233 (Court Collections) Program

Fund: 1100 County General

Financing Uses Classification	2017-18 Actuals	2018-19 Actuals	2019-20 Estimate	2020-21 Request	2020-21 Proposed	2020-21 Adopted
(1)	(2)	(3)	(4)	(5)	(6)	(7)
Revenues						
823100 Vehicle Code Fine	307,647	351,940	330,412	324,950	324,950	
823101 25% Extra Fine	148,108	138,662	134,721	132,709	132,709	
823200 Other Court Fine	30,305	35,677	32,249	37,184	37,184	
823203 Co Comm on City Fine	6,683	4,588	4,059	5,139	5,139	
823204 Misc Court Fine	13	55	41	-	-	
823210 Fines Judicial District	13,247	7,286	7,335	11,316	11,316	
823300 Forfeiture & Penalty	18,703	30,625	-	15,390	15,390	
825490 State Other	14,221	22,406	15,591	15,591	15,591	
826117 PTR Screening Fee	25,610	17,220	16,404	16,558	16,558	
826118 Cite Processing Fee	1,624	1,360	1,305	1,438	1,438	
826163 Legal Svcs Reimb	4,356	3,542	3,462	5,057	5,057	
826261 Recording Fee	50,191	44,343	49,674	50,411	50,411	
826380 Collection Fee	469,583	480,736	562,370	548,853	548,853	
826390 Other Charges	326,295	110,297	110,815	121,197	121,197	
826404 Returned Check Charge	523	555	650	543	543	
826504 Co 30% State PA	217,944	195,210	185,295	165,707	165,707	
826505 Traffic School Fee	402,555	450,895	446,517	482,839	482,839	
826506 Traffic School \$24	61,907	69,893	68,320	76,886	76,886	
Total Revenues	2,099,515	1,965,290	1,969,220	2,011,768	2,011,768	-
Salaries & Employee Benefits						
861011 Regular Employees	294,863	256,253	287,999	260,244	260,244	
861013 Overtime	2,715	6,308	3,000	10,319	10,319	
861021 Co Cont Retirement	88,357	77,579	88,581	84,564	84,564	
861022 Co Cont OASDI	17,237	15,606	17,242	15,484	15,484	
861023 Co Cont Medicare	4,031	3,650	4,032	3,621	3,621	
861024 Co Cont Retire Incr	30,304	23,874	22,080	16,767	16,767	
861030 Co Cont Health Ins	46,009	25,242	37,312	38,140	38,140	
861031 Co Cont Unemp Ins	3,299	763	272	273	273	
861035 Co Cont Workers Comp	3,030	1,966	1,698	99	99	
Total Salaries & Employee Benefits	489,845	411,242	462,216	429,511	429,511	-
Services & Supplies						
862060 Communications	(89)	-	-	-	-	
862101 Insurance - General	913	1,015	1,196	1,455	1,455	
862110 Jury & Witness Expense	2,122	5,334	5,474	5,500	5,500	
862120 Maintenance - Equipment	1,705	983	1,200	1,200	1,200	
862150 Memberships	100	-	100	100	100	
862170 Office Expense	36,700	38,448	30,593	31,925	31,925	
862182 Data Processing Services	19,800	13,596	19,145	17,502	17,502	
862187 Education & Training	-	(350)	700	700	700	
862189 Prof/Spec Svcs - Other	97,500	97,500	43,046	50,000	50,000	
862190 Publications & Legal Notices	1,074	-	-	-	-	
862196 Collection Expense Fines	1,295	-	5,000	2,500	2,500	
862253 travel & Trans - Out	1,956	1,689	2,500	2,500	2,500	
Total Services & Supplies	163,075	158,215	108,954	113,382	113,382	-
Other Charges						
863113 Pmt Other Gov Agency	1,474,739	735,434	720,842	760,775	760,775	
Total Other Charges	1,474,739	735,434	720,842	760,775	760,775	-
Total Net Appropriations	2,127,660	1,304,890	1,292,012	1,303,668	1,303,668	-

Net County Cost (Fund Contribution)	28,144	(660,400)	(677,208)	(708,100)	(708,100)	-
-------------------------------------	--------	-----------	-----------	-----------	-----------	---

0302 - LIGHTING - ALEXANDER ESTATES

State Controller
County Budget Act
2010

County of Mendocino
State of California
Budget Unit Financing Uses Detail
CEO Proposed Budget for Fiscal Year 2020-21

County Budget Form
Schedule 15

Classification:

Function: 0
Activity: 0

Budget Unit: 0302 Lighting - Alexander Estates
Fund: 3020 Lighting - Alexander Estates

Financing Uses Classification	2017-18 Actuals	2018-19 Actuals	2019-20 Estimate	2020-21 Request	2020-21 Proposed	2020-21 Adopted
(1)	(2)	(3)	(4)	(5)	(6)	(7)
Revenues						
821110 Curr Secured Prop Tax	9,372	9,768	9,500	-	9,500	
821120 Curr Unsec Prop Tax	271	294	290	-	290	
821130 Supplemental Roll Tax	124	210	160	-	160	
821210 Prior Secured Prop Tax	(2)	-	-	-	-	
821220 Prior Unsec Prop Tax	(8)	17	-	-	-	
825481 Homeowner Exemption	79	79	80	-	80	
827700 Other	-	47	-	-	-	-
Total Revenues	9,837	10,415	10,030	-	10,030	-
Services & Supplies						
862239 Spec Dept Expense	174	165	-	-	-	
862260 Utilities	11,890	12,294	12,300	-	12,300	
Total Services & Supplies	12,064	12,459	12,300	-	12,300	-
Total Net Appropriations	12,064	12,459	12,300	-	12,300	-
Net Fund Cost (Contribution)	2,227	2,044	2,270	-	2,270	-

0303 - LIGHTING - COVELO

State Controller
County Budget Act
2010

County of Mendocino
State of California
Budget Unit Financing Uses Detail
CEO Proposed Budget for Fiscal Year 2020-21

County Budget Form
Schedule 15

Classification:

Function: 0
Activity: 0

Budget Unit: 0303 Lighting - Covelo
Fund: 3030 Lighting - Covelo

Financing Uses Classification	2017-18 Actuals	2018-19 Actuals	2019-20 Estimate	2020-21 Request	2020-21 Proposed	2020-21 Adopted
(1)	(2)	(3)	(4)	(5)	(6)	(7)
Revenues						
821110 Curr Secured Prop Tax	10,920	11,555	11,400	-	11,400	
821120 Curr Unsec Prop Tax	306	337	330	-	330	
821130 Supplemental Roll Tax	138	238	150	-	150	
821210 Prior Secured Prop Tax	(1)	-	-	-	-	
821220 Prior Unsec Prop Tax	(10)	19	-	-	-	
825481 Homeowner Exemption	90	90	90	-	90	
827700 Other	-	54	-	-	-	-
Total Revenues	11,443	12,293	11,970	-	11,970	-
Services & Supplies						
862239 Spec Dept Expense	203	195	-	-	-	
862260 Utilities	6,111	6,060	6,300	-	5,000	
Total Services & Supplies	6,315	6,255	6,300	-	5,000	-
Total Net Appropriations	6,315	6,255	6,300	-	5,000	-
Net Fund Cost (Contribution)	(5,128)	(6,038)	(5,670)	-	(6,970)	-

0304 - LIGHTING - FAIRVIEW ACRES

State Controller
County Budget Act
2010

County of Mendocino
State of California
Budget Unit Financing Uses Detail
CEO Proposed Budget for Fiscal Year 2020-21

County Budget Form
Schedule 15

Classification:

Function: 0

Activity: 0

Budget Unit: 0304 Lighting - Fairview Acres

Fund: 3040 Lighting - Fairview Acres

Financing Uses Classification	2017-18 Actuals	2018-19 Actuals	2019-20 Estimate	2020-21 Request	2020-21 Proposed	2020-21 Adopted
(1)	(2)	(3)	(4)	(5)	(6)	(7)
Revenues						
821110 Curr Secured Prop Tax	2,323	2,473	2,500	-	2,500	
821120 Curr Unsec Prop Tax	68	75	70	-	70	
821130 Supplemental Roll Tax	29	53	30	-	30	
821210 Prior Secured Prop Tax	(0)	-	-	-	-	
821220 Prior Unsec Prop Tax	(2)	4	-	-	-	
825481 Homeowner Exemption	20	20	20	-	20	
827700 Other	-	12	-	-	-	-
Total Revenues	2,438	2,638	2,620	-	2,620	-
Services & Supplies						
862239 Spec Dept Expense	44	42	-	-	-	
862260 Utilities	1,047	968	1,000	-	1,000	
Total Services & Supplies	1,091	1,010	1,000	-	1,000	-
Total Net Appropriations	1,091	1,010	1,000	-	1,000	-
Net Fund Cost (Contribution)	(1,347)	(1,628)	(1,620)	-	(1,620)	-

0305 - LIGHTING - HOPLAND STREETS

State Controller
County Budget Act
2010

County of Mendocino
State of California
Budget Unit Financing Uses Detail
CEO Proposed Budget for Fiscal Year 2020-21

County Budget Form
Schedule 15

Classification:

Function: 0
Activity: 0

Budget Unit: 0305 Lighting - Hopland
Fund: 3050 Lighting - Hopland

Financing Uses Classification	2017-18 Actuals	2018-19 Actuals	2019-20 Estimate	2020-21 Request	2020-21 Proposed	2020-21 Adopted
(1)	(2)	(3)	(4)	(5)	(6)	(7)
Revenues						
821110 Curr Secured Prop Tax	16,393	16,783	16,800	-	16,800	
821120 Curr Unsec Prop Tax	475	505	500	-	500	
821130 Supplemental Roll Tax	220	367	250	-	250	
821210 Prior Secured Prop Tax	(3)	-	-	-	-	
821220 Prior Unsec Prop Tax	(14)	29	-	-	-	
825481 Homeowner Exemption	139	135	135	-	135	
827700 Other	-	82	-	-	-	-
Total Revenues	17,209	17,901	17,685	-	17,685	-
Services & Supplies						
862239 Spec Dept Expense	304	285	-	-	-	
862260 Utilities	6,448	6,751	6,800	-	6,800	
Total Services & Supplies	6,752	7,036	6,800	-	6,800	-
Total Net Appropriations	6,752	7,036	6,800	-	6,800	-
Net Fund Cost (Contribution)	(10,457)	(10,865)	(10,885)	-	(10,885)	-

0306 - LIGHTING - LAKEWOOD

State Controller
County Budget Act
2010

County of Mendocino
State of California
Budget Unit Financing Uses Detail
CEO Proposed Budget for Fiscal Year 2020-21

County Budget Form
Schedule 15

Classification:

Function: 0
Activity: 0

Budget Unit: 0306 Lighting - Lakewood
Fund: 3060 Lighting - Lakewood

Financing Uses Classification	2017-18 Actuals	2018-19 Actuals	2019-20 Estimate	2020-21 Request	2020-21 Proposed	2020-21 Adopted
(1)	(2)	(3)	(4)	(5)	(6)	(7)
Revenues						
821110 Curr Secured Prop Tax	(1)	-	-	-	-	
821300 Spec Tax Assmt	3,185	2,900	2,800	-	3,100	
Total Revenues	3,184	2,900	2,800	-	3,100	-
Services & Supplies						
862189 Prof/Spec Svcs - Other	63	58	60	-	100	
862260 Utilities	3,189	2,970	3,000	-	3,000	
Total Services & Supplies	3,252	3,028	3,060	-	3,100	-
Total Net Appropriations	3,252	3,028	3,060	-	3,100	-
Total Fund Balance Contribution	68	127	260	-	-	-

0307 - LIGHTING - LAYTONVILLE

State Controller
County Budget Act
2010

County of Mendocino
State of California
Budget Unit Financing Uses Detail
CEO Proposed Budget for Fiscal Year 2020-21

County Budget Form
Schedule 15

Classification:

Function: 0
Activity: 0

Budget Unit: 0307 Lighting - Laytonville
Fund: 3070 Lighting - Laytonville

Financing Uses Classification	2017-18 Actuals	2018-19 Actuals	2019-20 Estimate	2020-21 Request	2020-21 Proposed	2020-21 Adopted
(1)	(2)	(3)	(4)	(5)	(6)	(7)
Revenues						
821110 Curr Secured Prop Tax	5,644	5,912	5,900	-	5,900	
821120 Curr Unsec Prop Tax	159	173	170	-	170	
821130 Supplemental Roll Tax	73	123	75	-	75	
821210 Prior Secured Prop Tax	(5)	-	-	-	-	
821220 Prior Unsec Prop Tax	-	10	-	-	-	
825481 Homeowner Exemption	47	46	50	-	50	
827700 Other	-	28	-	-	-	-
Total Revenues	5,918	6,292	6,195	-	6,195	-
Services & Supplies						
862239 Spec Dept Expense	105	2,571	-	-	-	
862260 Utilities	3,144	3,810	3,900	-	3,900	
Total Services & Supplies	3,249	6,381	3,900	-	3,900	-
Total Net Appropriations	3,249	6,381	3,900	-	3,900	-
Total Fund Balance Contribution	(2,669)	89	(2,295)	-	(2,295)	-

0311 - LIGHTING - NOYO

State Controller
County Budget Act
2010

County of Mendocino
State of California
Budget Unit Financing Uses Detail
CEO Proposed Budget for Fiscal Year 2020-21

County Budget Form
Schedule 15

Classification:

Function: 0

Activity: 0

Budget Unit: 0311 Lighting - Noyo

Fund: 3110 Lighting - Noyo

Financing Uses Classification	2017-18 Actuals	2018-19 Actuals	2019-20 Estimate	2020-21 Request	2020-21 Proposed	2020-21 Adopted
(1)	(2)	(3)	(4)	(5)	(6)	(7)
Revenues						
821110 Curr Secured Prop Tax	4,155	2,554	5,500	-	5,500	
821120 Curr Unsec Prop Tax	94	100	200	-	200	
821130 Supplemental Roll Tax	43	72	50	-	50	
821210 Prior Secured Prop Tax	(0)	-	-	-	-	
821220 Prior Unsec Prop Tax	(3)	6	-	-	-	
825481 Homeowner Exemption	20	27	90	-	90	
827700 Other	-	51	-	-	-	-
Total Revenues	4,310	2,809	5,840	-	5,840	-
Services & Supplies						
862239 Spec Dept Expense	48	48	-	-	-	
862260 Utilities	4,052	4,044	4,100	-	4,100	
Total Services & Supplies	4,100	4,092	4,100	-	4,100	-
Total Net Appropriations	4,100	4,092	4,100	-	4,100	-
Total Fund Balance Contribution	(209)	1,283	(1,740)	-	(1,740)	-

0312 - LIGHTING - OAK KNOLL

State Controller
County Budget Act
2010

County of Mendocino
State of California
Budget Unit Financing Uses Detail
CEO Proposed Budget for Fiscal Year 2020-21

County Budget Form
Schedule 15

Classification:

Function: 0
Activity: 0

Budget Unit: 0312 Lighting - Oak Knoll
Fund: 3120 Lighting - Oak Knoll

Financing Uses Classification	2017-18 Actuals	2018-19 Actuals	2019-20 Estimate	2020-21 Request	2020-21 Proposed	2020-21 Adopted
(1)	(2)	(3)	(4)	(5)	(6)	(7)
Revenues						
821110 Curr Secured Prop Tax	10,284	10,785	11,000	-	11,000	
821120 Curr Unsec Prop Tax	299	326	320	-	320	
821130 Supplemental Roll Tax	135	232	100	-	100	
821210 Prior Secured Prop Tax	(2)	-	-	-	-	
821220 Prior Unsec Prop Tax	(9)	19	-	-	-	
825481 Homeowner Exemption	87	87	90	-	90	
827700 Other	-	52	-	-	-	-
Total Revenues	10,794	11,501	11,510	-	11,510	-
Services & Supplies						
862239 Spec Dept Expense	191	183	-	-	-	
862260 Utilities	4,363	4,025	4,200	-	4,200	
Total Services & Supplies	4,554	4,209	4,200	-	4,200	-
Total Net Appropriations	4,554	4,209	4,200	-	4,200	-
Total Fund Balance Contribution	(6,240)	(7,292)	(7,310)	-	(7,310)	-

0313 - LIGHTING - RIVERWOOD TERRACE

State Controller
County Budget Act
2010

County of Mendocino
State of California
Budget Unit Financing Uses Detail
CEO Proposed Budget for Fiscal Year 2020-21

County Budget Form
Schedule 15

Classification:

Function: 0
Activity: 0

Budget Unit: 0313 Lighting - Riverwood Terrace
Fund: 3130 Lighting - Riverwood Terrace

Financing Uses Classification	2017-18 Actuals	2018-19 Actuals	2019-20 Estimate	2020-21 Request	2020-21 Proposed	2020-21 Adopted
(1)	(2)	(3)	(4)	(5)	(6)	(7)
Revenues						
821110 Curr Secured Prop Tax	2,196	2,249	2,300	-	2,300	
821120 Curr Unsec Prop Tax	64	68	70	-	70	
821130 Supplemental Roll Tax	29	49	30	-	30	
821210 Prior Secured Prop Tax	(0)		-	-	-	
821220 Prior Unsec Prop Tax	(2)	4	-	-	-	
825481 Homeowner Exemption	19	18	20	-	20	
827700 Other	-	11	-	-	-	-
Total Revenues	2,305	2,399	2,420	-	2,420	-
Services & Supplies						
862239 Spec Dept Expense	40	38	-	-	-	
862260 Utilities	785	764	800	-	800	
Total Services & Supplies	825	802	800	-	800	-
Total Net Appropriations	825	802	800	-	800	-
Total Fund Balance Contribution	(1,480)	(1,598)	(1,620)	-	(1,620)	-

0315 - LIGHTING - UKIAH VILLAGE

State Controller
County Budget Act
2010

County of Mendocino
State of California
Budget Unit Financing Uses Detail
CEO Proposed Budget for Fiscal Year 2020-21

County Budget Form
Schedule 15

Classification:

Function: 0

Activity: 0

Budget Unit: 0315 Lighting - Ukiah Village

Fund: 3150 Lighting - Ukiah Village

Financing Uses Classification	2017-18 Actuals	2018-19 Actuals	2019-20 Estimate	2020-21 Request	2020-21 Proposed	2020-21 Adopted
(1)	(2)	(3)	(4)	(5)	(6)	(7)
Revenues						
821110 Curr Secured Prop Tax	9,811	10,191	10,100	-	10,100	
821120 Curr Unsec Prop Tax	285	307	300	-	300	
821130 Supplemental Roll Tax	125	223	150	-	150	
821210 Prior Secured Prop Tax	(2)	-	-	-	-	
821220 Prior Unsec Prop Tax	(8)	18	-	-	-	
825481 Homeowner Exemption	83	82	90	-	90	
827700 Other	-	50	-	-	-	-
Total Revenues	10,295	10,871	10,640	-	10,640	-
Services & Supplies						
862239 Spec Dept Expense	2,654	(2,298)	-	-	-	
862260 Utilities	4,679	4,472	4,700	-	3,700	
Total Services & Supplies	7,333	2,174	4,700	-	3,700	-
Total Net Appropriations	7,333	2,174	4,700	-	3,700	-
Total Fund Balance Contribution	(2,962)	(8,697)	(5,940)	-	(6,940)	-

0317 - LIGHTING - WEST TALMAGE

State Controller
County Budget Act
2010

County of Mendocino
State of California
Budget Unit Financing Uses Detail
CEO Proposed Budget for Fiscal Year 2020-21

County Budget Form
Schedule 15

Classification:

Function: 0
Activity: 0

Budget Unit: 0317 Lighting - West Talmage
Fund: 3170 Lighting - West Talmage

Financing Uses Classification	2017-18 Actuals	2018-19 Actuals	2019-20 Estimate	2020-21 Request	2020-21 Proposed	2020-21 Adopted
(1)	(2)	(3)	(4)	(5)	(6)	(7)
Revenues						
821110 Curr Secured Prop Tax	4,871	5,077	5,100	-	5,100	
821120 Curr Unsec Prop Tax	142	153	150	-	150	
821130 Supplemental Roll Tax	64	110	90	-	90	
821210 Prior Secured Prop Tax	(1)	-	-	-	-	
821220 Prior Unsec Prop Tax	(4)	9	-	-	-	
825481 Homeowner Exemption	41	41	40	-	40	
827700 Other	-	25	-	-	-	-
Total Revenues	5,113	5,415	5,380	-	5,380	-
Services & Supplies						
862239 Spec Dept Expense	90	86	-	-	-	
862260 Utilities	2,081	1,989	2,100	-	2,100	
Total Services & Supplies	2,171	2,075	2,100	-	2,100	-
Total Net Appropriations	2,171	2,075	2,100	-	2,100	-
Total Fund Balance Contribution	(2,942)	(3,340)	(3,280)	-	(3,280)	-

0325 - SANITATION - MEADOWBROOK MANOR

State Controller
County Budget Act
2010

County of Mendocino
State of California
Budget Unit Financing Uses Detail
CEO Proposed Budget for Fiscal Year 2020-21

County Budget Form
Schedule 15

Classification:

Function: 0

Activity: 0

Budget Unit: 0325 Sanitation - Meadowbrook Manor

Fund: 3250 Sanitation - Meadowbrook Manor

Financing Uses Classification	2017-18 Actuals	2018-19 Actuals	2019-20 Estimate	2020-21 Request	2020-21 Proposed	2020-21 Adopted
(1)	(2)	(3)	(4)	(5)	(6)	(7)
Revenues						
821110 Curr Secured Prop Tax	2,417	2,582	2,700	-	2,700	
821120 Curr Unsec Prop Tax	70	78	80	-	80	
821130 Supplemental Roll Tax	31	54	40	-	40	
821210 Prior Secured Prop Tax	(0)	-	-	-	-	
821220 Prior Unsec Prop Tax	(2)	4	-	-	-	
825481 Homeowner Exemption	20	21	20	-	20	
827700 Other	-	12	-	-	-	-
Total Revenues	2,536	2,751	2,840	-	2,840	-
Services & Supplies						
862239 Spec Dept Expense	544	544	500	-	650	-
Total Services & Supplies	544	544	500	-	650	-
Total Net Appropriations	544	544	500	-	650	-
Total Fund Balance Contribution	(1,992)	(2,207)	(2,340)	-	(2,190)	-