

**Mendocino County
Behavioral Health and Recovery Services**

**MOBILE OUTREACH AND PREVENTION SERVICES (MOPS) MONTHLY REPORT
MARCH 2020**

Below is the details for month of March MOPS report

Total number of clients served in March – 41 (Active-36, Closed-5)

Total number of contacts – 117

Average number of contacts in March – 2.9/client (Number of client contacts varies based on the client's need. A few clients were contacted up to 13 times vs. a few clients were never contacted in March 2020).

Number of new referrals in March: 2

Total number of **homeless** clients served in March: 4

Geographical breakdown:

Area	Total No. of clients	New referrals
North County	8	0
South Coast	27	2
Anderson Valley and Ukiah surrounding Area	6	0

North County	South Coast	Anderson Valley and Ukiah Surrounding Area
Branscomb, Covelo, Dos Rios, Laytonville, Leggett, Piercy, Westport	Albion, Elk, Gualala, Little River, Manchester, Mendocino, Point Arena	Boonville, Comptche, Hopland, Navarro, Philo, Potter Valley, Yorkville, Redwood Valley

Gender	
Male	20
Female	21

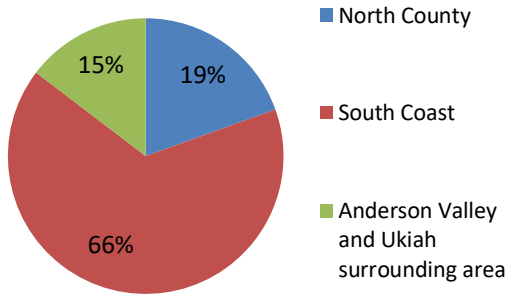
Age	
Under 18	0
18-25	2
26-59	22
60+	12
Unknown	7

Ethnicity	
Latino	2
Native American	5
White/Caucasian	22
Unknown	12

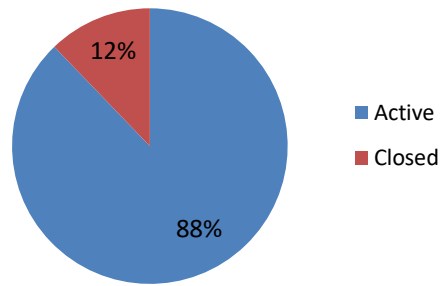
Referral Sources	
Community/Resources Center	13
Law Enforcement	8
Community/Family Member	12
APS	2
Medical Provider	5
Crisis	1

Discharge Disposition (Closed Cases)	
Declined Services	2
Referred to SMI	0
In Jail	0
Linked to Local Resources	2
Other (LPS, Deceased, Transient, Unknown, etc.)	1

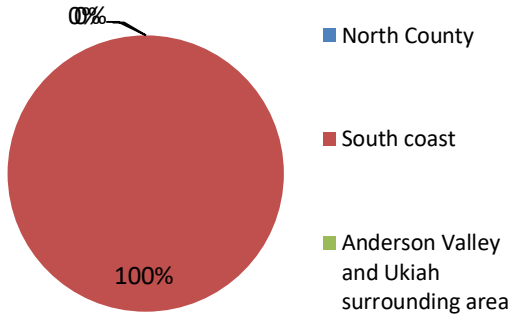
Total Clients Served



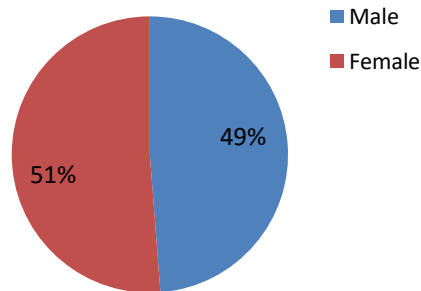
Active/Closed Cases



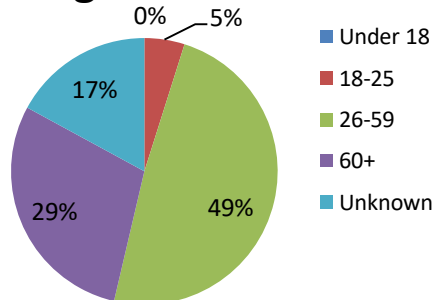
New Referrals



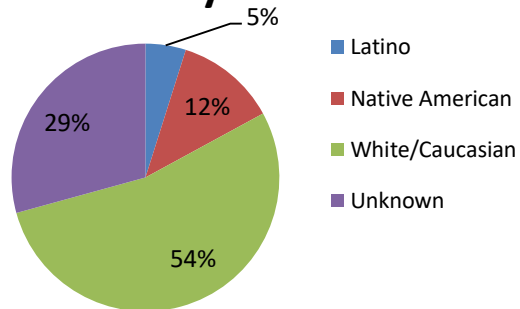
Gender



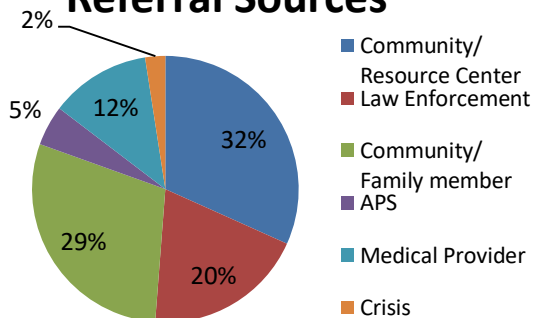
Age



Ethnicity



Referral Sources



Discharge Disposition

