

Mendocino County Homeless Services Continuum of Care Board Meeting Agenda

Please Join the Meeting Using Your Computer, Tablet or Other Device
<https://mendocinocounty.zoom.us/j/97930691357>

You can also dial in using your phone by calling
(669) 900-9128
Meeting ID: 979 3069 1357#

Date: Monday, April 20, 2020

Time: 1:30 pm - 3:30 pm

Host Location: Mendocino County Social Services, 747 S. State St., Big Sur Conf Room

A. Call to order

Verify a quorum is present in order to conduct business
(One half of voting members plus one)

B. Public Comment

MCHSCoC welcomes public comment on non-agendized items
(Maximum of 3 minutes per speaker and 12 minutes per topic)

C. Approval of Minutes

February 24, 2020 and April 2, 2020 minutes

D. Reports and Presentations

1. Updates from Local Jurisdictions
 - a. County of Mendocino (Tammy/Megan)
 - b. City of Ukiah (Sean/Shannon)
 - c. City of Fort Bragg (Tabatha/Sarah)
 - d. City of Willits (TBD)
 - e. Others
2. Standing Committee Reports
 - a. Strategic Planning (Dan)
 - b. Shelter & Solutions (Angelica)
 - c. Coordinated Entry/Discharge Planning (Sage)
 - d. Membership Committee (Veronica)
 - e. HMIS / Performance Measurement (Garry/Veronica)
3. Ad Hoc Committee Reports
 - a. 2020 PIT Count Ad-Hoc Committee (Veronica)
 - b. 2020 HHAP Ad-Hoc Committee (Dan)

E. Board Protocols and Governance

1. Recommended **Action:** Review and Approve Strategic Planning Committee's Draft [Strategic Plan to Address Homelessness in Mendocino County \(Dan/Megan/Veronica\)](#)
2. Possible **Action:** Board Direction Regarding Obtaining Strategic Plan Endorsement from Local Jurisdictions and Entities (Dan/Megan/Veronica)

F. Funding

1. [California Emergency Solutions & Housing \(CESH\)](#) – State Funds – Update from CESH Subrecipients on expanded use for COVID-19 use (Veronica)

Public Comment for items NOT on the agenda will be heard following the Call to Order. Public Comment for agendized items will be heard at the time that the item is discussed. Maximum of 3 minutes per speaker and 12 minutes per topic.

Thank you and welcome!

2. Emergency Solutions Balance of State Grant (ESG BOS) – Federal to State Funds
 - a. Recommended **Action**: Review and Approve 2020 ESG Local Timelines (Veronica)
3. Homeless Emergency Aid Program (HEAP) – State Funds
 - a. Receive [Update from City of Fort Bragg and developer DANCO](#) (Sarah)
 - b. Recommended **Action**: Board to Discuss and Take Action in Response to Update from City of Fort Bragg regarding HEAP Contract
4. Homeless Housing Assistance Program (HHAP) – State Funds
 - a. Update on MCHSCoC's CA COVID-19 Emergency Funding Plan (Dan/Jacque)
5. Family Unification Program (FUP) – Federal Funds – no update
6. Housing & Urban Development CoC Program – Federal Funds – CDC got Tier 2 Coordinated Entry Project Approved (Lisa/Veronica)
7. Housing and Urban Development HMIS Capacity Building Grant – Federal Funds – HUD Approved Temporary Hold on Project Until we are Ready to Return to the Work
8. Other –

G. Projects

H. Announcements

1. MCHSCoC First Non-Entitlement Jurisdiction in the Nation to receive HUD Technical Assistance for COVID-19 Response; first call with ICF was on April 15, 2020
- 2.
- 3.

I. Adjourn

Confirm next meeting date and agenda items

Next Meeting date: May 18, 2020 via Zoom (access information forthcoming)

Dan McIntire – RCHDC (Co-Chair) Organization Representing a Housing Developer	Jacque Williams – Ford Street Project (Co-Chair) Org. Addressing Needs of Persons with Chronic Substance Abuse
Lisa Judd – Community Development Commission Public Housing Authority	Carla Harris – Mendocino Coast Hospitality Cntr Shelter Representative - Coast
Diana Clarke – Ukiah Senior Center Org. Addressing Needs of Seniors	Sean Kaeser – Ukiah Police Dept. Organization Representing Law Enforcement
Judy Albert – Project Sanctuary Org. Addressing Needs of Victims of Domestic Violence	Sandra Stolfi – Veterans Administration Org. Addressing Needs of Veterans
Grace Peeler-Stankiewicz - MCAVHN Org. Addressing Needs of Persons with HIV/AIDS	Que B. Anthnoy Homeless or Formerly Homeless Individual
Zenia Leyva Chou – Mendocino Cmty Health Clinics Org. Providing Health Care Services to the Homeless	Lindsey Spencer – Adventist Health Org. Addressing Needs of Chronically Homeless
Wynd Novotny - Manzanita Services Org Addressing Needs of Persons with Serious Mental Illness	Sage Wolf – Redwood Cmty Services Shelter Representative – North/ Inland
Karen Lovato County of Mendocino Health and Human Services Agency	Blythe Post - MCOE Organization Serving the Needs of Children
Amanda Archer - MCYP Org. Addressing Needs of Unaccompanied Youth or TAY	Veronica Wilson - HHSA Collaborative Applicant / Administrative Entity
Open Homeless or Formerly Homeless Transition-Age Youth	CoC Secretary (non-voting)

Public Comment for items NOT on the agenda will be heard following the Call to Order. Public Comment for agenda items will be heard at the time that the item is discussed. Maximum of 3 minutes per speaker and 12 minutes per topic.

Thank you and welcome!

Veronica Wilson is inviting you to a scheduled Zoom meeting.

Topic: Mendocino County Homeless Services Continuum of Care April 2020 Board Meeting
Time: Apr 20, 2020 01:30 PM Pacific Time (US and Canada)

Join Zoom Meeting

<https://mendocinocounty.zoom.us/j/97930691357>

Meeting ID: 979 3069 1357

One tap mobile

+16699009128,,97930691357# US (San Jose)

+13462487799,,97930691357# US (Houston)

Dial by your location

+1 669 900 9128 US (San Jose)

+1 346 248 7799 US (Houston)

+1 646 558 8656 US (New York)

+1 253 215 8782 US

+1 301 715 8592 US

+1 312 626 6799 US (Chicago)

Meeting ID: 979 3069 1357

Find your local number: <https://mendocinocounty.zoom.us/j/97930691357>

Public Comment for items NOT on the agenda will be heard following the Call to Order. Public Comment for agenda items will be heard at the time that the item is discussed. Maximum of 3 minutes per speaker and 12 minutes per topic.

Thank you and welcome!

Mendocino County Homeless Services Continuum of Care Board Meeting Minutes

Date: Monday, February 24, 2020

Time: 1:30 pm - 3:30 pm

Location: Mendocino County Social Services, 747 S. State St., Big Sur Conference Room

A. Call to order

Verify a quorum is present in order to conduct business

- Roll Call was taken by Veronica Wilson
- Present: Dan McIntire, Judy Albert, Zenia Leyva Chou, S. Wynd Novotny, Jacque Williams, Carla Harris, Sean Kaeser, Sandra Stolfi, Lindsey Spencer, Sage Wolf
- Absent: Lisa Judd, Diana Clarke, Grace Peeler-Stankiewicz, Karen Lovato, Amanda Archer, Que B. Anthnoy, Blythe Post
- Quorum is present

B. Public Comment

MCHSCoC welcomes public comment on non-agendized items

- Dan McIntire, Co-chair called for public comment on non-agendized items: no public comment.

C. Approval of Minutes

January 27, 2020 minutes

- Zenia Levya Chow to be corrected to Chou
- Veronica Wilson shared Dennie Sunbeam has left County Employment and will no longer be recording minutes and Veronica will be completing minutes until new staff is identified
 - Sean Kaeser motioned to accept the minutes with the above correction. Lindsey Spencer made the second.
 - Roll call vote to approve the minutes was taken by Veronica Wilson
 - Yes = Dan McIntire, Judy Albert, S. Wynd Novotny, Jacque Williams, Carla Harris, Sean Kaeser, Lindsey Spencer, Sage Wolf
 - Abstained = Zenia Leyva Chou, Sandra Stolfi
 - No = 0
 - Motion passed

D. Reports and Presentations

1. Standing Committee Reports

- Strategic Planning (Dan)
 - The final draft was reviewed last week and the consultant is working on making final revisions. There will be a draft brought to the MCHSCoC at the March 23, 2020 Board Meeting for adoption.
 - The current draft is available online at
 - After MCHSCoC Board approval, the Strategic Plan will be presented to jurisdictions throughout Mendocino County and the Strategic Planning Committee will bring revisions requested by the jurisdictions to the MCHSCoC Board

*Public Comment for items NOT on the agenda will be heard following the Call to Order. Public Comment for agendized items will be heard at the time that the item is discussed. Maximum of 3 minutes per speaker and 12 minutes per topic.
Thank you and welcome!*

- The Strategic Plan is a living document and will be reviewed and revised by the Strategic Planning Committee at least twice per year, as well as when funding sources change and strategies are implemented.
- Public comments – No public comments
- Shelter & Solutions (Angelica)
 - Met in the morning prior to this meeting and are working on coordinating a time for committee members to meet with the Inmate Welfare Board regarding the discharge plan for inmates being discharged into homelessness.
 - The Committee is also researching Safe Parking options and plan to present their findings and recommendations to the MCHSCoC at the April 20, 2020 Meeting.
 - Sandra asked to be included in the Jail Discharge Planning Process. They have a newly hired Veteran Justice Officer that is involved in working with inmates that are veterans so the VA can provide support for the committee's efforts to move forward on Jail Discharge Planning.
 - Public comments – No public comments
- Coordinated Entry/Discharge Planning (Sage)
 - Exploring HMIS Informed Consent form is being explored as HUD TA has recently said it is not required in HUD regulations but was previously recommended. Privacy regulations have been rolled back to 2004 by HUD.
 - Discussing universal release of information to cover HIPPA covered entities to facilitate care coordination between local providers
 - Public comments – No public comments
- Membership Committee (Veronica)
 - Last meeting had a quorum for the first time in a year! Committee reviewed current list of CoC members and identified any agencies that are currently unrepresented. List of agency representation will be reviewed at a future Full Membership Committee.
 - Public comments – No public comments
- HMIS / Performance Measurement (Garry/Veronica)
 - Also exploring if HMIS Informed Consent form is needed; Committee agreed to elimination if supported by CoC
 - ServicePoint provides a dashboard report by project and agency that will be brought to the Board once all data has been migrated into the new system
 - Public comments – No public comments
- 2. Ad Hoc Committee Reports
 - 2020 PIT Count Ad-Hoc Committee (Veronica)
 - PIT Count occurred on January 30, 2020 and went very well. Dennie is no longer with the County so Garry is entering the data on his own, which might take longer than past years.
 - Keith Driver of MCAVHN worked back with Tribal Elders, who then collected data on persons on their tribal lands that are experiencing homelessness. These were completed as Observational Surveys and Interviews and can be included in the count to HUD as we have the minimum data needed for H
 - The 2020 HIC has been sent out to all homeless housing providers

*Public Comment for items NOT on the agenda will be heard following the Call to Order. Public Comment for agenda items will be heard at the time that the item is discussed. Maximum of 3 minutes per speaker and 12 minutes per topic.
Thank you and welcome!*

- The Ad Hoc will need to create an Executive Summary for the 2020 Count, which will include that persons on tribal lands are included this year as well as other details that may create variations of who and what areas are included in the count from year to year
- Judy Albert gave feedback that the HIC was a bit difficult to complete. Garry will take this feedback and make improvements for next year.
- Public comments – No public comments
- 2020 HHAP Ad-Hoc Committee (Dan)
 - A few weeks prior to the meeting, Dan met with Veronica, Megan, Tammy Moss Chandler and Supervisors McCowen and Gjerdi to discuss the HHAP CoC and HHSA budgets. HHSA placed some additional funds several of same areas the CoC has budgeted. There will be a summary of what the two budgets are at the next meeting. This collaborative process will continue as this grant moves forward.
 - The only item HHSA did not fund that is included in the CoC budget is funding for operational funds for existing services. This is because HHSA feels the CoC is better equipped to know how to support existing services and are letting the CoC handle this area.
 - Public comments – No public comments

E. Board Protocols and Governance

1. Possible **Action**: Discuss Establishing Standing CoC Agenda Item for Updates from Local Jurisdictions (e.g. Cities of Ukiah, Fort Bragg, Willits) (Dan/Jacque/Veronica)
 - The Co-Chairs are exploring way to engage the local jurisdictions in the CoC's established area and suggested there be time given to local jurisdictions as a standing agenda item. This would allow them to not be limited to the 3 minute public comment time limit and encourages everyone to participate.
 - It will be added under reports as the first agenda item, prior to committee reports
 - Zenia motioned to make space for local jurisdictions as a standing agenda item. Sage seconded the motion.
 - Discussion – The Board Co-Chairs will write a letter for jurisdictions to inform them of this addition. This will not include local municipalities.
 - Public comment – No public comment
 - Roll call vote to approve the minutes was taken by Veronica Wilson
 - Yes = Dan McIntire, Judy Albert, Zenia Leyva Chou, S. Wynd Novotny, Jacque Williams, Carla Harris, Sean Kaeser, Sandra Stolfi, Lindsey Spencer, Sage Wolf
 - Abstained = 0
 - No = 0
 - Motion passed
2. Possible **Action**: Discuss Memo from Technical Assistance Collaborative, RE: Mendocino County Homeless Resource Allocation and Priorities by Cohorts (Megan)
 - The Technical Assistance Collaborative (TAC) has been providing Technical Assistance for the strategic plan and after reviewing our local documents and processes. When the local cohorts were shared with TAC, they expressed concern that using these criteria could be illegal so Megan requested they write a Memo to clearly document TAC's concerns. Megan clarified with TAC that the definitions only become problematic when the criteria is used to restrict services

*Public Comment for items NOT on the agenda will be heard following the Call to Order. Public Comment for agenda items will be heard at the time that the item is discussed. Maximum of 3 minutes per speaker and 12 minutes per topic.
Thank you and welcome!*

as none of the cohorts include any protected classes. No CoC contracts direct recipients to restrict services to locally defined cohorts, but several County contracts do. Providers are happy to collect data along the local cohorts, but restricting services concerns them.

- This memo has been shared with Tammy Moss Chandler and County Counsel. Jacque suggested a small workgroup needs to make a proposal to take back to the County on how to clearly communicate these concerns. Sage recommended that contractors could individually work back with the County when it comes time to renew or extend their contracts to take this memo information into consideration. This could start with projects that both the CoC and County fund so both entities can work out how to address this concern.
- Angelica shared she brought up these concerns when the local cohort definitions were being developed and it was not well received nor included in the development process. Angelica agreed to work with Dan to draft a letter about cleaning up the language in these contracts to ensure they are legal.
- Sage motioned that the CoC Co-Chairs draft a formal letter to Mendocino County Counsel and the HHSA Director, with the TAC memo attached, regarding contract language that is included in future contracts related to homeless service contracts, with an emphasis on contracts that are complementary to CoC contracts. Zenia seconded the motion
 - The cohort definition document may need to be updated to include a statement that the definitions should not be used to inform funding. This will be brought back to the Board at a future meeting so the matter is revisited prior to the start of the next contract year.
 - Public comment – No public comment
 - Roll call vote to approve the minutes was taken by Veronica Wilson
 - Yes = Dan McIntire, Judy Albert, Zenia Leyva Chou, S. Wynd Novotny, Jacque Williams, Carla Harris, Sean Kaeser, Sandra Stolfi, Lindsey Spencer, Sage Wolf
 - Abstained = 0
 - No = 0
 - Motion passed

F. Funding

1. California Emergency Solutions & Housing (CESH) – State Funds – no update
2. Emergency Solutions Balance of State Grant (ESG BOS) – Federal to State Funds
 - 2020 Registration Accepted (Veronica)
 - Public comment – No public comment
3. Homeless Emergency Aid Program (HEAP) – State Funds
 - Recommended **Action**: Review and Approve Rural Communities Housing Development Corporation (RCHDC) HEAP Contract (Megan)
 - Funds must be spent by June 30, 2021 according the state, but RCHDC is questioning whether the funds have to be given to the contractor OR if the funds have to be spent by the contractor to prevent it going back to the state. The State says the funds must be spent by the contractor by 6/30/2021.

*Public Comment for items NOT on the agenda will be heard following the Call to Order. Public Comment for agendized items will be heard at the time that the item is discussed. Maximum of 3 minutes per speaker and 12 minutes per topic.
Thank you and welcome!*

- RCHDC is changing its request to purchase the land for the second phase of the Orr Creek Commons project instead of supporting the construction so the funds can be quickly spent.
 - RCHDC will know in June if their No Place Like Home and TCAC applications are approved, which would make the project viable. The property has been appraised at over \$1 million so they would be purchasing the land on behalf of the CoC at a loss. The HEAP funds are basically being used as seed money for the project to make it viable and shovel ready when the tax credit funding is approved.
 - Sage made a motion to approve the contract and direct Staff to move forward in putting it in place, assuming no substantial changes are made during the County Counsel review, and requests that RCHDC provides updates to its project as progress is made. Wynd seconded the motion.
 - Public comment – No public comment
 - Roll call vote to approve the minutes was taken by Veronica Wilson
 - Yes = Judy Albert, Zenia Leyva Chou, S. Wynd Novotny, Jacque Williams, Carla Harris, Sean Kaeser, Sandra Stolfi, Lindsey Spencer, Sage Wolf
 - Abstained = Dan McIntire
 - No = 0
 - Motion passed
4. Homeless Housing Assistance Program (HHAP) – State Funds
 - Grant Applications Have Been Submitted and the state will inform us if the grant will be awarded within 30 days of submission, which should be mid March
 - Public Comment – No Comment
 5. Family Unification Program (FUP) – Federal Funds – no update
 6. Housing & Urban Development CoC Program – Federal Funds
 - HUD Announced the 2020 CoC Program Registration has opened. Nothing needs to be done unless we want to make changes to the entities established to operate the program
 - Public Comment – No Comment
 7. Housing and Urban Development HMIS Capacity Building Grant – Federal Funds
 - Working on hiring additional HMIS Administration Staff. Veronica has identified 4 potential candidates and is hoping to have a new team member soon.
 - Public Comment – No Comment
 8. Other – None

G. Projects

H. Announcements

1. Nor Cal Christian Ministries is having an open house on February 29 at 10 am at the Center for Hope, 150 Luce Ave, Ukiah

I. Adjourn at 2:46 pm

Confirm next meeting date and agenda items

*Public Comment for items NOT on the agenda will be heard following the Call to Order. Public Comment for agenda items will be heard at the time that the item is discussed. Maximum of 3 minutes per speaker and 12 minutes per topic.
Thank you and welcome!*

Next Meeting date: March 23, 2020 at Social Services – Please note this is the FOURTH Monday of March, moved for observance of President’s Day

✓ Dan McIntire – RCHDC (Co-Chair) Organization Representing a Housing Developer	✓ Jacque Williams – Ford Street Project (Co-Chair) Org. Addressing Needs of Persons with Chronic Substance Abuse
Lisa Judd – Community Development Commission Public Housing Authority	✓ Carla Harris – Mendocino Coast Hospitality Cntr Shelter Representative - Coast
Diana Clarke – Ukiah Senior Center Org. Addressing Needs of Seniors	✓ Sean Kaeser – Ukiah Police Dept. Organization Representing Law Enforcement
✓ Judy Albert – Project Sanctuary Org. Addressing Needs of Victims of Domestic Violence	✓ Sandra Stolfi – Veterans Administration Org. Addressing Needs of Veterans
Grace Peeler-Stankiewicz - MCAVHN Org. Addressing Needs of Persons with HIV/AIDS	Que B. Anthnoy Homeless or Formerly Homeless Individual
✓ Zenia Leyva Chou – Mendocino Cmty Health Clinics Org. Providing Health Care Services to the Homeless	✓ Lindsey Spencer – Adventist Health Org. Addressing Needs of Chronically Homeless
✓ Wynd Novotny - Manzanita Services Org Addressing Needs of Persons with Serious Mental Illness	✓ Sage Wolf – Redwood Cmty Services Shelter Representative – North/ Inland
Karen Lovato County of Mendocino Health and Human Services Agency	Blythe Post - MCOE Organization Serving the Needs of Children
Amanda Archer - MCYP Org. Addressing Needs of Unaccompanied Youth or TAY	✓ Veronica Wilson - HHSA Collaborative Applicant / Administrative Entity CoC Secretary (non-voting)
Open Homeless or Formerly Homeless Transition-Age Youth	

*Public Comment for items NOT on the agenda will be heard following the Call to Order. Public Comment for agendized items will be heard at the time that the item is discussed. Maximum of 3 minutes per speaker and 12 minutes per topic.
Thank you and welcome!*

STRATEGIC PLAN TO ADDRESS HOMELESSNESS IN MENDOCINO COUNTY

Mendocino County Homeless Services Continuum of Care

March 2020 – DRAFT

ACKNOWLEDGEMENTS

Mendocino County Homeless Services of Continuum of Care—Strategic Planning Committee

Shannon Riley	City of Ukiah
Lisa Judd	Community Development Commission of Mendocino Co.
Angelica Millan	Legal Services of Northern California
Wynd Novotny	Manzanita Services
Carla Harris/Lynelle Johnson	Mendocino Coast Hospitality Center
Veronica Wilson/Megan Van Sant/Heather Criss	Mendocino County Health and Human Services (non-voting)
Blythe Post/Brady Nord	Mendocino County Office of Education
Que B. Anthnoy	Individual—formerly unsheltered
Judy Albert	Project Sanctuary
Sage Wolf	Redwood Community Services
Dan McIntire/Ryan LaRue	Rural Communities Housing Development Corporation

Mendocino County Board of Supervisors Ad Hoc Committee on Homelessness

Dan Gjerde
John McCowen

Technical Assistance Collaborative

Lisa Sloan
Jenna Espinosa

Mendocino County Homeless Services Continuum of Care Governing Board

Dan McIntire, RCHDC (Co-Chair)	Organization representing a housing developer
Jacque Williams, Ford Street Project (Co-Chair)	Organization addressing needs of persons w/chronic substance abuse
Veronica Wilson, HHSA (CoC Secretary, non-voting)	Collaborative Applicant/Administrative Entity
Lisa Judd, Community Development Commission	Public Housing Authority
Diana Clarke, Ukiah Senior Center	Organization addressing needs of seniors
Judy Albert, Project Sanctuary	Organization addressing needs of victims of domestic violence
Grace Peeler-Stankiewicz, MCAVHN	Organization addressing needs of persons with HIV/AIDS
Zenia Leyva Chou, Mendocino Community Health Clinics	Organization providing health care services to the homeless
Wynd Novotny, Manzanita Services	Organization addressing needs of persons with serious mental illness
Karen Lovato, HHSA	County of Mendocino
Amanda Archer, Mendocino County Youth Project	Organization addressing needs of unaccompanied minors
Carla Harris, Mendocino Coast Hospitality Center	Shelter Representative, Coast
Sean Kaeser, Ukiah Police Department	Organization representing law enforcement
Sandra Stolfi, Veterans Administration	Organization addressing needs of veterans
Que B. Anthnoy	Individual representing people currently or formerly unsheltered
Lindsey Spencer, Adventist Health	Organization addressing needs of chronically homeless
Sage Wolf, Redwood Community Services	Shelter representative, North/Inland
Blythe Post, Mendocino County Office of Education	Organization serving the needs of children

I. INTRODUCTION

The purpose of the Mendocino County Strategic Plan to Address Homelessness (“Plan”) is to share with the community a common agenda and plan of action to make homelessness RARE, BRIEF, and only ONE TIME. The Plan was developed by the Strategic Planning Committee of the Mendocino County Homeless Services Homeless Continuum of Care (MCHSCoC), a collaborative of over 31 public agencies and private non-profit organizations throughout the County that serve the unsheltered population. The Plan was reviewed by the MCHSCoC governing board and formally adopted on XXXMonth, XX, 2020. The following jurisdictions have also adopted this Plan: XXX, XXX, XXX.

This Plan also fulfills Federal and State requirements that local jurisdictions receiving funding from the U.S Department of Housing and Urban Development (HUD) have a community plan for addressing homelessness. Mendocino County’s CoC is the U.S Department of Housing and Urban Development (HUD) designated Homeless Continuum of Care for Mendocino County, with the County providing project monitoring and fiduciary oversight.¹

This Plan is also seeks seeking to address the fragmentation that currently exists in the system, which diminishes the effectiveness of homelessness-related funding, service delivery, and system performance. The Plan recognizes that transforming our County’s homeless service system will also require close collaboration with community members and key stakeholders, elected officials, agency staff, service and housing providers, and people with lived experience of homelessness. Thus, the Plan includes two additional goals related to strengthening collaboration both between the CoC and the broader community and within the CoC governing body itself.

¹ HUD requires that each Homeless Continuum of Care develop a plan that coordinates implementation of a housing and service system, conducts a Point-in-Time count of homeless persons, analyzes needs and provides strategies to address gaps in housing and services, provides information required to complete the Consolidated Plan(s), and plans for and evaluates performance of Emergency Solutions Grant (ESG) recipients. <https://www.hudexchange.info/coc/coc-program-law-regulations-and-notices/>

II. HOMELESSNESS IN MENDOCINO COUNTY

Mendocino County covers 3,506 square miles of mostly mountainous terrain, making it the 15th largest among California's 58 counties—almost equal in geographic size to the states of Delaware and Rhode Island combined. The population of Mendocino County is 89,009.² Ukiah, the County Seat of Government, is the largest city in the County, with a population of 16,296. Fort Bragg, the primary population center on the coast, has a population of 7,478. Approximately 15% of Mendocino County residents reside in one of the County's four federally-designated Frontier Communities, which are communities with a population density of 6 or fewer people/square mile. Mendocino County's population is 66% White, 24% Hispanic, 6% Native American, and 4% bi-racial or other ethnicities and includes 10 Native American Indian rancherias. However, the ethnic profiles of Mendocino County's public schools—where, on average, 43% of students are Hispanic and 44% are White—illustrates the changing demographics of the County.

Mendocino County's scenic beauty contrasts sharply with a depressed economy and associated high levels of poverty. The median household income in Mendocino County is \$46,528, just 69% of the statewide median of \$67,169, and 16% of families live below the federal poverty level, compared to 11% of families Statewide (American Community Survey, February 2019 update). And, like the rest of California, Mendocino County has a shortage of rental units affordable and available to those most vulnerable to losing their housing—e.g., households with extremely low-incomes, which are those at or below the poverty guideline or 30% of their area median income. Many of these households are severely cost burdened, spending more than half of their income on housing. They are thus more likely than other renters to experience unstable housing situations like evictions. Not surprisingly, areas of high poverty and a high share of rentals are associated with higher rates of homelessness. Right now in California there are 22 units available and affordable for every 100 households with extremely low incomes (NY Times 1/14/2020).

While a number of factors heighten the risk of homelessness, **poverty, leading to the inability to pay for housing, is the single greatest risk factor for homelessness.**³ These factors include being African American, a member of an immigrant community, a new mother, Native American, LGBTI, having a history of incarceration, mental health or substance use problems, adverse childhood experiences, social isolation, experiencing interpersonal violence, low wage work, chronic health problems, a prior history of homelessness, and spending >50% household income on rent. The association between poverty and homelessness holds true in Mendocino County where, according to the Homelessness Needs Assessment and Action Steps for Mendocino County prepared in March 2018 by Dr. Robert Marbut ("Homeless Assessment"),

² California Department of Finance estimates for January 2019.

³ Margot Kushel, MD., Professor of Medicine, UCSF, Center for Vulnerable Populations. Presentation at Kaiser Permanente, October 18, 2018.

the majority of the County's homeless (61%) were living in Mendocino County, a high-poverty county, when they became homeless.

Nationally, the demographics of homelessness are changing as the baby boomer generation ages. Whereas in the early 1990s, 11% of single adults experiencing homelessness were aged 50 and over, by 2003, this rate had increased to 37%. Currently, approximately half of single adults who are homeless nationally are aged 50 and older.⁴ In Mendocino County, according to the Homeless Assessment, the median age for individuals experiencing homelessness is 46, which means that half of the homeless in Mendocino County are over 46 years of age—slightly younger median of 50 years of age. Nationally, approximately half of those who are homeless and aged 50 and older had their first ever experience of homelessness after the age of 50. In comparison, the median age an individual starts experiencing street-level homelessness in Mendocino County (or before moving to Mendocino County) is 41 years of age, again younger than the national median. The aging of the unsheltered population has critical policy implications because adults in their 50s and 60s who are homeless experience premature aging, having the health characteristics of people 20 years older.

Counting Mendocino County's Homeless Population

[This explanation of the following point-in-time count is from the website of the National Alliance to End Homelessness (<https://endhomelessness.org/resource/what-is-a-point-in-time-count/>).]

The U.S. Department of Housing and Urban Development (HUD) requires that communities receiving federal funds from the McKinney-Vento Homeless Assistance Grants program conduct a count of all people experiencing homelessness in the last week of January annually. Electronic administrative records are used to enumerate people living on the streets and in emergency shelters and transitional housing. In an unsheltered counting effort, outreach workers and volunteers are organized to canvas Homeless Continuum of Care to enumerate the people who appear to be living in places not meant for human habitation.

During these point-in-time counts, communities are required to identify whether a person is an individual, a member of a family unit, or an unaccompanied youth under the age of 18 or age 18 to 24. In addition, communities must identify if a person is chronically homeless, indicating long-time or repeated homelessness, and the presence of a disability.

Why do we Count?

Point-in-time counts are important because they establish the dimensions of the problem of homelessness and help policymakers and program administrators track progress toward the goal of ending homelessness. The first of these counts was conducted in January 2005. Although the counting methodology has changed several times since then, we nevertheless

⁴ Margot Kushel, MD., Homelessness in older adults: Causes, consequences, & prevention, September 27, 2018. UCSF Center for Vulnerable Populations.

have data for Mendocino County's CoC for the last 15 years. Collecting data on homelessness and tracking progress can inform public opinion, increase public awareness, and attract resources to address the problem.

HUD uses information from the local point-in-time counts, among other data sources, in the congressionally-mandated Annual Homeless Assessment Report to Congress (AHAR). This report is meant to inform Congress about the number of people experiencing homelessness in the U.S. and the effectiveness of HUD's programs and policies in decreasing those numbers.

On the local level, point-in-time counts help communities plan services and programs to appropriately address local needs, measure progress in decreasing homelessness, and identify strengths and gaps in a community's current homelessness assistance system.

The point-in-time counts are not without limitations. There is variation in count methodology year-to-year within and across communities. Unsheltered counts have more limitations than sheltered counts. Thus, there is more variation in the methodology used to arrive at unsheltered counts. Point-in-time counts are, however, the only annual measure that enumerates people experiencing unsheltered homelessness in addition to those who are sheltered. (The U.S. Census strives to include people who are unsheltered in its once per decade census count.) And, despite its flaws, the annual point-in-time counts result in the most reliable estimate of people experiencing homelessness that we have and from which progress can be measured.

Counting Youth

One gap that exists in these point-in-time counts is the coverage of unaccompanied youth (or those living separately from any family members) under the age of 25. Despite the fact that point-in-time counts are required to collect the number of unaccompanied youth under the age of 18, those numbers do not appear accurate, with many CoCs reporting that there are zero unaccompanied youth in their communities. Youth may be afraid or unwilling to enter individual shelters, and communities typically have scarce resources, beds, and units dedicated to youth. Moreover, unaccompanied youth are often not engaged with traditional homelessness assistance programs and congregate in different areas than older individuals experiencing homelessness. This means that, in most communities, the required count of sheltered youth is more likely a count of beds available to youth as opposed to the number of youth who need shelter. Without adequate coverage of homeless youth in point-in-time counts, there is a danger that they will continue to be underserved.

Children and youth living with their parent(s) in vehicles are also difficult to count accurately. For example, the point-in-time count attempts to count families who sleep in vehicles. But many families sleeping in vehicles do not park overnight where there are other people sleeping in vehicles because of safety concerns for children. Thus, many may be missed in the count. However, children and youth who are unsheltered but enrolled in school are counted by Mendocino County Office of Education's Foster and Homeless Youth Services (FHYS) program. The definition of homeless children and youth that FHYS uses is from the McKinney-Vento Homeless Assistance Act, which ensures educational rights and protections for children and

youth experiencing homelessness. Homeless children and youth are those who lack a fixed, regular, and adequate nighttime residence. This definition also includes:

- Children and youth who are sharing the housing of other persons due to loss of housing, economic hardship, or a similar reason.
- Children who may be living in motels, hotels, trailer parks, shelters, or awaiting foster care placement.
- Children and youth who have a primary nighttime residence that is a public or private place not designed for or ordinarily used as a regular sleeping accommodation for human beings.
- Children and youth who are living in cars, parks, public spaces, abandoned buildings, substandard housing, bus or train stations, or similar settings.
- Migratory children who qualify as homeless because they are children who are living in similar circumstances listed above.

According to FHYS, there were 1,058 children and youth in 2019 in Mendocino County who met the McKinney-Vento definition of homelessness. The highest rate of child and youth homelessness is in Round Valley where 41% of children and youth were homeless in 2019.

Mendocino County's Point in Time Counts

Following are results from Mendocino County's point-in-time counts for the past four years, with the exception of the count of homeless veterans, which includes a column for the point-in-time count from 2011. This table indicates a steep decline in the numbers of unsheltered veterans. This is a result of the Veterans Administration's commitment to applying Housing First principles to caring for homeless veterans.

TOTAL POPULATION PIT COUNT DATA

	2016 PIT	2017 PIT	2018 PIT	2019 PIT
Total Sheltered and Unsheltered Count	1242	1238	880	785
Emergency Shelter Total	117	113	94	80
Safe Haven Total	0	0	0	0
Transitional Housing Total	75	47	63	167*
Total Sheltered Count	192	160	157	247
Total Unsheltered Count	1050	1078	723	538

*** FEMA HOUSING BROUGHT TO THE COUNTY FOLLOWING 2017 WILDFIRES ACCOUNTS FOR THE STEEP INCREASE IN TRANSITIONAL HOUSING UNITS.**

CHRONICALLY HOMELESS PIT COUNTS

	2016 PIT	2017 PIT	2018 PIT	2019 PIT
Total Sheltered and Unsheltered Count of Chronically Homeless Persons	177	97	96	123
Sheltered Count of Chronically Homeless Persons	76	38	43	48
Unsheltered Count of Chronically Homeless Persons	101	59	53	75

HOMELESS HOUSEHOLDS WITH CHILDREN PIT COUNTS

	2016 PIT	2017 PIT	2018 PIT	2019 PIT
Total Sheltered and Unsheltered Count of the Number of Homeless Households with Children	35	22	14	39
Sheltered Count of Homeless Households with Children	16	18	14	36
Unsheltered Count of Homeless Households with Children	19	4	0	3

HOMELESS VETERANS PIT COUNTS

	2011	2016 PIT	2017 PIT	2018 PIT	2019 PIT
Total Sheltered and Unsheltered Count of the No. of Homeless Veterans	92	19	24	12	16
Sheltered Count of Homeless Veterans	18	5	11	6	7
Unsheltered Count of Homeless Veterans	74	14	13	6	9

Another estimate of the homeless population in Mendocino County comes from the Homeless Assessment of 2018. The Homeless Assessment does not claim to provide a definitive count of the homeless population countywide, as the PIT count does. Rather, Dr. Marbut focused his work in and around those cities of Ukiah, Fort Bragg, and Willits because most of the individuals experiencing homelessness in Mendocino County are geographically located within and near those areas.

MENDOCINO COUNTY HOMELESS ASSESSMENT COUNTS

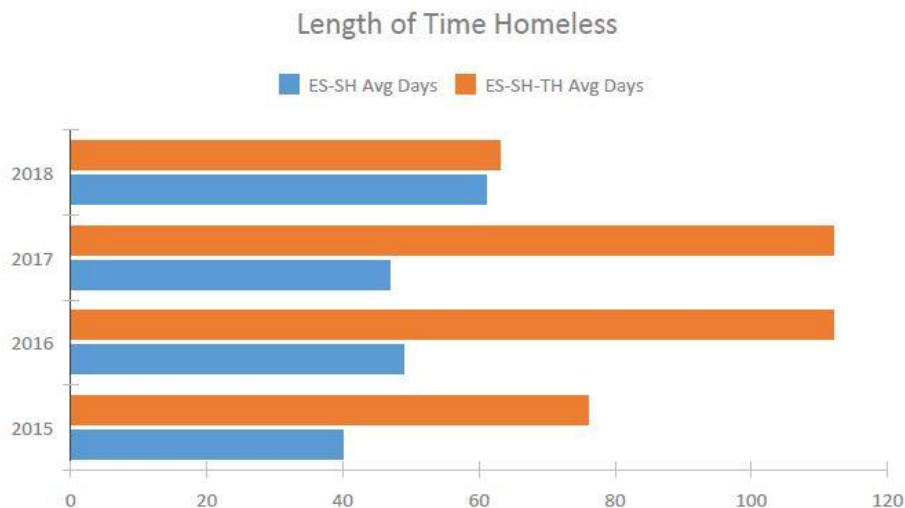
	Ukiah (including perimeter)	Willits	Fort Bragg (including perimeter)
Total Homeless in Programming	198-225	20-26	96-160
Individuals in 24/7 Homelessness Programming	106	n/a	49
Individuals Experiencing Street-Level Homelessness	92-119	n/a	47-64

How Long are People Homeless?

According to the Homeless Assessment, on average, in 2018, 78% of people interviewed had been homeless for one or more years. Of those, just over half (51%) had been homeless 1-5 years, which is strikingly high and worthy of notice because the rate of successful recovery from homelessness starts dropping after one year, and then precipitously drops after two to three years (Marbut, p. 19). When the length of time one is living on the streets is shortened, people are safer and more people can use limited resources.

In terms of how effective homeless systems of care are at getting people into permanent housing situations, HUD measures how quickly people move into permanent housing situations after entering a homeless system of care. This performance measure is called *Length of Time Homeless* and is

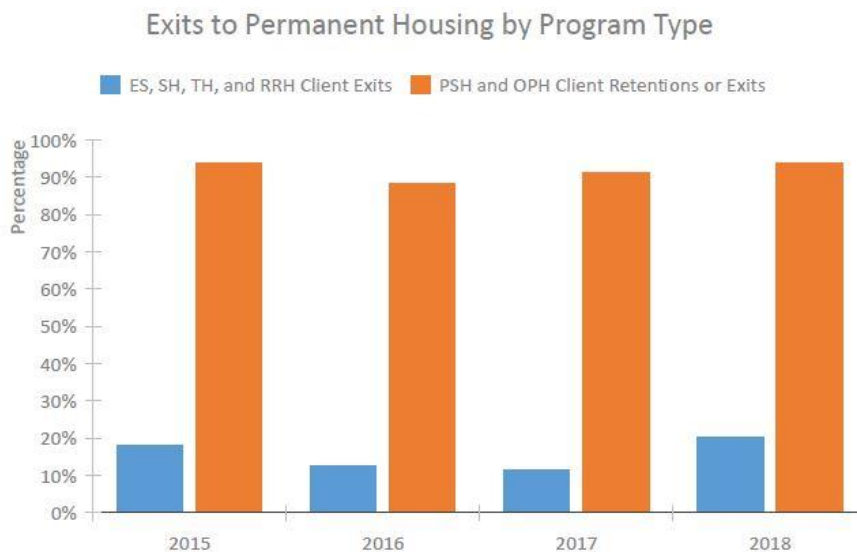
measured by calculating the average length of time people remain in emergency shelters (ES) or Safe Havens (SH, though there are none in Mendocino County) before moving on to permanent housing—the blue bar. HUD is also interested in measuring the average length of time people remain in emergency shelters, Safe Havens, and transitional housing before moving on to permanent housing—the orange bar. The HUD “length of time homeless” performance measure does not currently include the amount of time people spend living on the streets prior to entering the homeless system of care, but eventually street-level data will be included.



How Many People Are Getting Housed, and How Many Become Homeless Again?

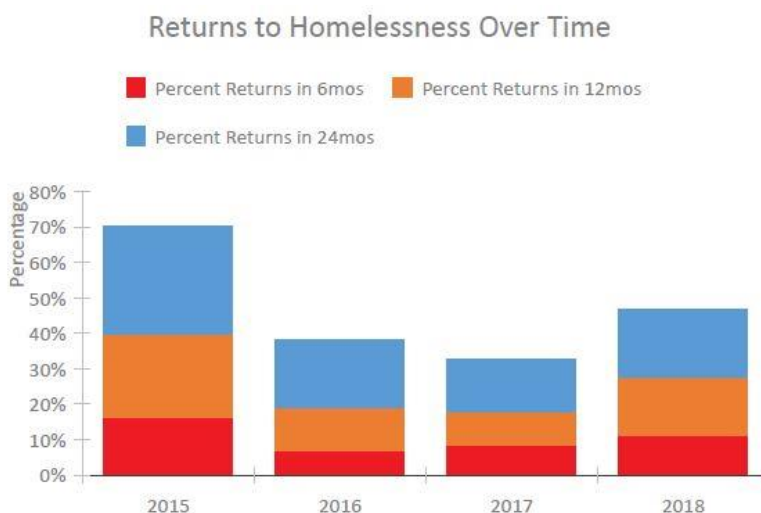
The adjacent graph, *Exits to Permanent Housing by Program Type*, conveys two distinct pieces of information. First, the blue bar

indicates that, in all years shown, no more than 20% of people who entered the homeless system exited to permanent housing. The data include people who entered into emergency shelters (ES), Safe Havens (SH, none of which exist in Mendocino County), transitional housing (TH), or received rapid re-housing funds.



The orange bar indicates that an average of 90% of those who were in permanent supportive housing (PSH) or other permanent housing (OPH) in each of the years shown retained their housing, a positive demonstration of stability for clients once in permanent housing.

The percentages of people who entered the homeless system of care, exited the homeless system of care, and then re-entered the system again—within six months, 12 months, and 24 months—from 2015 – 2018 are shown in the table below. This is a key measure of how effective Mendocino County’s homeless system of care is at reducing overall homelessness.



III. THE RESOURCES AVAILABLE TO ADDRESS HOMELESSNESS IN MENDOCINO COUNTY

The resources available to address the unsheltered population of Mendocino County include housing and services. But it is important to understand that people access these resources within a **system of care [NAME!]**. All service providers that participate in the system of care have agreed to use a Coordinated Entry System (CES) to facilitate the coordination and management of resources that comprise the crisis response system in the County. The CES allows service providers to efficiently and effectively connect people to interventions that aim to rapidly resolve their housing crisis. And reciprocally, the CES connects the most vulnerable persons in the community to available housing and supportive services equitably. The following graphic depicts how people in Mendocino County who are unsheltered move through Mendocino County’s homeless system Continuum of Care **[NAME!]** and access housing and services.

MENDOCINO COUNTY HOMELESS SERVICE SYSTEM

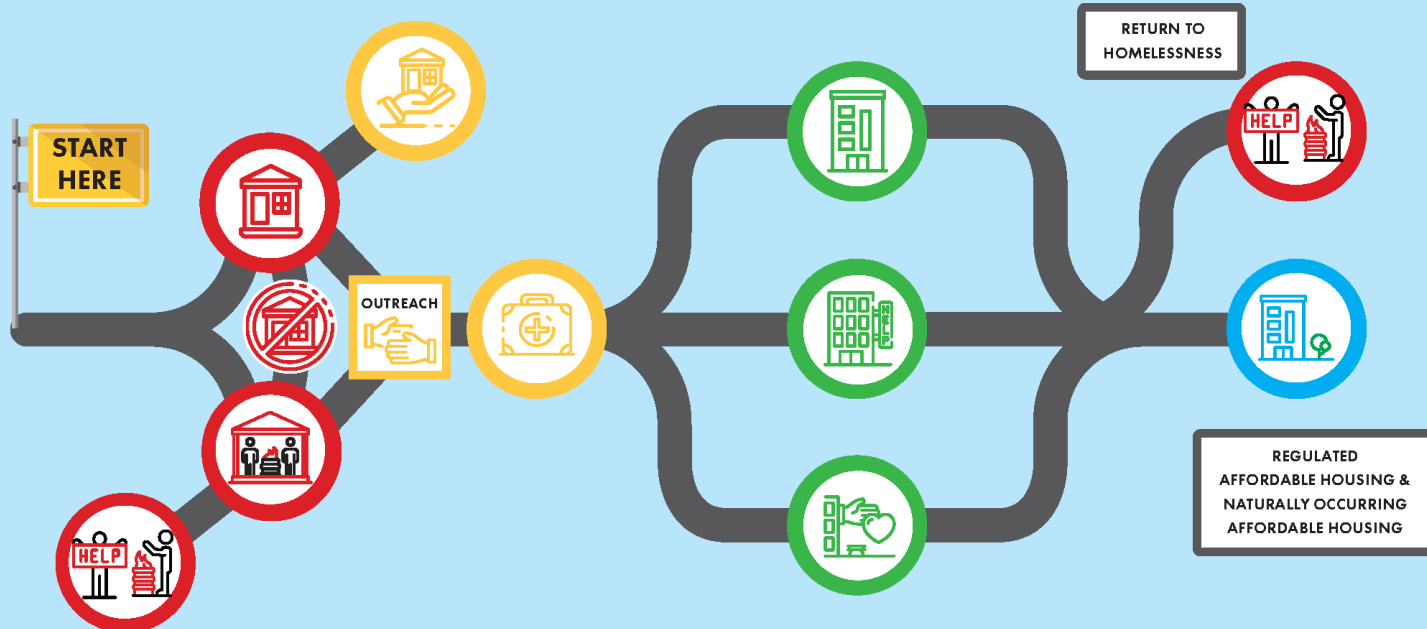
LEGEND

Populations:

- Family
- Individual
- Youth
- Veteran
- Domestic Violence Provider

Housing Types:

- Permanent Housing
- Transitional Housing
- Emergency Shelter
- Coordinated Entry



DENIED SHELTER ENTRY OR EXITED



ALTERNATIVE TO SHELTER OPTIONS



EMERGENCY SHELTER

50 year round beds

4 seasonal beds



COORDINATED ENTRY (CE) FRONT DOOR TRIAGE



DIVERSION



PERMANENT SUPPORTIVE HOUSING

281 units



RAPID RE-HOUSING

20 Units



TRANSITIONAL HOUSING

226 Beds

The table that follows is an inventory of the homeless assistance resources—including both housing and supportive services—referenced in the graphic above that are available to the unsheltered population of Mendocino County. The table divides the resources into those available countywide and in the Ukiah, North County, and coast geographic regions.

COUNTYWIDE RESOURCES

AGENCY/PROGRAM	SERVICE
COMMUNITY DEVELOPMENT COMMISSION	<ul style="list-style-type: none"> • Rental subsidies (Permanent supportive housing) • HUD-VASH subsidies • Housing Choice Voucher Program • Project-based Voucher Program • Family Unification Program • Mainstream Voucher Program
LEGAL SERVICES OF NORTHERN CALIFORNIA	<ul style="list-style-type: none"> • Housing rights and public benefits issues
MENDOCINO COMMUNITY HEALTH CLINIC (TWO SITES: UKIAH, WILLITS)	<ul style="list-style-type: none"> • Medical services: Women's health, Dental care, Mental health care, Substance abuse/opiate treatment services, and transportation services for the homeless in Ukiah
CONSOLIDATED TRIBAL HEALTH	<ul style="list-style-type: none"> • Medical services
MENDOCINO COUNTY AIDS/VIRAL HEPATITIS CARE & PREVENTION NETWORK (MCAVHN)	<ul style="list-style-type: none"> • Case management • Client advocacy • Client loans and grants • Client social and informational events • Food vouchers • Harm reduction information and products • Coordinated entry front door • Syringe exchange • Transportation assistance
MENDOCINO COUNTY HEALTH AND HUMAN SERVICES, SOCIAL SERVICES BRANCH	<ul style="list-style-type: none"> • Public benefits, including general assistance • CalWorks Housing Assistance for families with children • CalFresh (food stamps) • Employment Services • CalWorks (AFDC/TANF) • Housing and Disabilities Assistance Program (very limited)
MENDOCINO COUNTY HEALTH AND HUMAN SERVICES, MENTAL HEALTH BRANCH	<ul style="list-style-type: none"> • Long-term case management • Facilitation of transitional and permanent supportive housing (very limited)
MENDOCINO COUNTY HEALTH AND HUMAN SERVICES, PUBLIC HEALTH BRANCH	<ul style="list-style-type: none"> • HIV/HCV testing, education, and counseling • TB testing • WIC clinic • Immunizations
MENDOCINO COUNTY HEALTH AND HUMAN SERVICES, PUBLIC HEALTH BRANCH, DIVISION OF SUBSTANCE USE DISORDER TREATMENT	<ul style="list-style-type: none"> • Substance abuse prevention, intervention, and treatment • Prenatal substance use treatment • Drug court services • Jail diversion work • Methamphetamine specific treatment

MENDOCINO COUNTY YOUTH PROJECT	<ul style="list-style-type: none"> • Mental health services for children/youth (0-21 years) and their families • Street outreach • Crisis intervention • Respite homes for homeless youth <18 years • Transitional housing for homeless youth 18-21 years
PROJECT SANCTUARY (UKIAH, WILLITS, AND FORT BRAGG)	<ul style="list-style-type: none"> • Domestic violence safe house—men and women’s shelter (shelter provided to homeless women and children who are not victims of domestic violence if space available) • Support groups and one-to-one counseling • Paralegal assistance • Violence prevention education for all ages • Self-defense classes • Motel vouchers (available to men on a limited basis) • Transitional housing
NORTH COAST OPPORTUNITIES	<ul style="list-style-type: none"> • Rural Communities Child Care • Head Start • Nutrition Education
RURAL COMMUNITIES HOUSING DEVELOPMENT CORPORATION	<ul style="list-style-type: none"> • Sweat-equity housing for families • Subsidized housing for seniors and families • Permanent housing with support for people with Seriously Mentally Illness

UKIAH AREA RESOURCES

AGENCY/PROGRAM	SERVICE
FORD STREET PROJECT	<ul style="list-style-type: none"> • Ukiah Food Bank • Transitional housing • Permanent housing • Sober living environment • Detoxification services • Substance use disorder education and treatment • Intensive outpatient treatment • Case management • Employment and training program
FLOWSHARES	<ul style="list-style-type: none"> • Hot lunches • Mail, phone messages, and information and referral services
REDWOOD COMMUNITY SERVICES	<ul style="list-style-type: none"> • Building Bridges winter shelter (48 beds) • Laundry and showers • Coordinated entry front door • Emergency Shelter • Case Management • Rapid Rehousing

NORTH COUNTY RESOURCES

AGENCY/PROGRAM	SERVICE
WILLITS COMMUNITY SERVICES	<ul style="list-style-type: none"> • Emergency food and shelter

	<ul style="list-style-type: none"> • Food bank twice/month supplemental groceries • Client telephone access • Referral to other homeless services • Utility assistance
BROWN BAG LUNCH PROGRAM (WILLITS CITY PARK)	<ul style="list-style-type: none"> • Saturday lunch
HARVEST TABLE (ASSEMBLY OF GOD, LAYTONVILLE)	<ul style="list-style-type: none"> • Thursday dinner
WILLITS DAILY BREAD	<ul style="list-style-type: none"> • Hot meal four afternoons per week
COVELO FOOD PANTRY	<ul style="list-style-type: none"> • Once/month supplemental groceries
LEGGETT FOOD BANK	<ul style="list-style-type: none"> • Once/month supplemental groceries

COAST RESOURCES

AGENCY/PROGRAM	SERVICE
MENDOCINO COAST HOSPITALITY CENTER	<ul style="list-style-type: none"> • Hospitality House (24-person shelter for families, men, and women) • Hospitality Center (Wellness programs for people with mental health challenges, homeless resources, and vocation programs) • Vocational jobs training program • Hospitality North (transitional housing (14 beds) for people with mental illness and/or people with children under 18 years of age; transitional housing (14 beds) at 101 Franklin St. for single adults) • Hospitality Clinic (Adult mental health services for those with MediCal) • Winter shelter (A revolving site shelter hosted by participating faith communities on the coast throughout the winter season. Light meal available.) • Coast Street Medicine (Screening for anyone homeless or threatened by homelessness for medical and mental health issues; health education, connection with primary care providers at Mendocino Coast Clinics; and basic health procedures)
MENDOCINO COAST CLINIC	<ul style="list-style-type: none"> • Primary and mental health care
GLEANINGS (OUR LADY OF GOOD COUNSEL CHURCH)	<ul style="list-style-type: none"> • Monday and Wednesday lunch
FIRST BAPTIST CHURCH	<ul style="list-style-type: none"> • Friday lunch
FORT BRAGG FOOD BANK (MENDOCINO FOOD AND NUTRITION)	<ul style="list-style-type: none"> • Assistance with food Monday, Wednesday, and Fridays • Emergency food
LIGHTHOUSE FOURSQUARE GOSPEL CHURCH	<ul style="list-style-type: none"> • Sunday Lunch • Tuesday and Thursday lunch
MENDOCINO PRESBYTERIAN CHURCH	<ul style="list-style-type: none"> • Tuesday brunch • Tuesday shower program • Dinner last Wednesday of the month
SAFE PASSAGE FAMILY RESOURCE CENTER	<ul style="list-style-type: none"> • Family services • Housing referrals • Family homeless prevention services and referrals to Mendocino Coast Hospitality Center
REDWOOD COAST SENIOR CENTER	<ul style="list-style-type: none"> • Meals to seniors who are not sheltered • Referrals to services

The housing and supportive services available to the unsheltered population of Mendocino County are funded by local fundraising, volunteers, as well as competitive grants and allocations from the State and federal governments. The following table lists the funding that is currently coming into Mendocino County for homeless or homeless-related services.

The table is divided into two main sections. The first section lists grants (allocations and competitive grant awards) awarded to Mendocino County Health and Human Services Agency's (HHSA) three branches—Social Services (yellow), Public Health (blue), and Behavioral Health (green). The second section (beige) lists grants that have been allocated to Mendocino County's Homeless Continuum of Care from the U.S. Department of Housing and Urban Development (HUD) via the County. Funding received by Mendocino County HHSA and the MCHSCoC are allocated by the Boards established to oversee each entity. Prior to federal legislation that passed in 2016, local CoC's did not have the authority to determine how federal funds to serve the homeless are allocated, with the exception of the Emergency Solutions Grant. MCHSCoC is establishing policies and procedures to ensure the integrity and effective of the funding allocation process.

The purpose of this Strategic Plan is to use *all* the funds coming into the County to address homelessness (whether granted to the County, the CoC, or an individual organization or agency) as efficiently and effectively as possible through coordination, cooperation, and agreed-upon goals and strategies.

NOTE: The funding awards listed in the following tables span multiple funding periods. Additionally, some funds come from time-limited grants while others are noncompetitive allocations. Thus, totaling the grant amounts to determine annual countywide funding to address homelessness would be misleading.

Housing Programs and Homeless Services

County of Mendocino HHSA - Applicant and Provider of Funds



Funding Source		Recipient of Funds	FY 19-20 Funded	FY 20-21 Planned	Target Population and Services
Social Services (SS)	Mendocino County General Assistance	Mendocino Coast Hospitality Center	\$ 139,697	\$ 139,697	Shelter Services in Fort Bragg and Coastal Region
			\$ 66,516	\$ 66,516	Emergency Winter Shelter
		Redwood Community Services	\$ 152,000	\$ 152,000	Inland Shelter and Day Resource Center
		Plowshares Peace and Justice Center	\$ 5,000	\$ 5,000	Meals for individuals experiencing homelessness
		Willits Community Services	\$ 31,570	\$ 31,570	Screenings for homelessness related services, hotel vouchers and emergency winter shelter
		Willits Daily Bread	\$ 4,500	\$ 4,500	Meals for individuals experiencing
	CalWORKs Homeless Assistance Program	Mendocino County HHSA	\$ 141,835	\$214,008	Temporary Housing Assistance or deposits for Permanent Housing
	CalWORKs Housing Support Program	Mendocino County HHSA	\$ 221,920	\$ 249,360	Housing Subsidies for families enrolled in CalWORKs
		Redwood Community Services	\$ 121,080	\$ 121,080	Housing navigation expertise to develop and secure transitional and permanent housing solutions
	Adult Protective Services- Home Safe Program	Mendocino County HHSA	\$ 72,139	\$ 72,139	Housing support for vulnerable seniors
	Housing and Disabilities Program - HDAP	Mendocino County HHSA	\$ 143,848	\$ 143,848	Housing support for individuals who have pending SSI benefits
	Partnership HealthPlan of California - Local Innovation Grants on Housing	Mendocino County HHSA with Rural Communities Housing Development Corporation (RCHDC)	\$ 580,900	\$ -	Capital investment for Phase I of Orr Creek Commons. (BOS approved MOU with RCHDC outlining expectations on Sep 10, 2019)
		FIRST 5 Mendocino	\$ 17,250	\$ 20,254	Rapid Rehousing for families
	Homeless Housing, Assistance and Prevention Program (HHAP)	Mendocino County HHSA	\$ -	\$ 172,078	Operating subsidies and reserves, landlord incentives, outreach and coordination, prevention and shelter diversion to permanent
			\$862,691.53 through Fiscal Year 24-25		
	CA Governor's COVID-19 Emergency Funding	Mendocino County HHSA	\$ 140,748	\$ -	Emergency Funding to support efforts related to COVID-19 to serve persons experiencing

Housing Programs and Homeless Services

County of Mendocino HHSA - Applicant and Provider of Funds



Funding Source		Recipient of Funds	FY 19-20 Funded	FY 20-21 Planned	Target Population and Services
Behavioral Health and Recovery Services (BHRS)	Finding Home, Grants for the Benefit of Homeless Individuals (SAMHSA GBHI)	Redwood Community Services	\$ 282,475	\$ 120,282	Intensive care management for individuals with co-occurring mental health and substance use disorders who are experiencing homelessness
				Through Sep 2020	
		Mendocino Coast Hospitality Center	\$ 99,568	\$ 43,918	
				Through Sep 2020	
	Ford Street Project		\$ 42,504	\$ 25,944	
				Through Sep 2020	
	Mental Health Block Grant	Mendocino Coast Hospitality Center	\$ 67,239	\$ 67,239	Vocational services on the Coast for severely mentally ill clients experiencing homelessness
	Projects for Assistance in Transition from Homelessness (PATH)	Mendocino Coast Hospitality Center	\$ 18,202	\$ 18,202	Services for severely mentally ill clients who are residents of the Homeless Shelter or Transitional Housing Apartments
	No Place Like Home (CA Dept of Housing and Community Development)	Competitive Allocation: HHSA submitted joint application with RCHDC on Jan 7, 2020	\$ 3,373,963	\$ -	Capital investment for Phase II of Orr Creek Commons
			Awards to be issued by June 2020		
Noncompetitive Allocation: Mendocino County HHSA		\$ 1,719,462	\$ -	Permanent supportive rental housing for people living with a serious mental illness who are homeless or at risk of homelessness	
		HHSA submitted acceptance documents in July 2019. BHRS is developing an RFP; funding must be spent by June 30, 2021.			
	Technical Assistance: Mendocino County HHSA	\$ 75,000	\$ -	Assistance in the coordination and implementation of local homelessness plans	

Housing Programs and Homeless Services

County of Mendocino HHSA - Applicant and Provider of Funds



Funding Source		Recipient of Funds	FY 19-20 Funded	FY 20-21 Planned	Target Population and Services
Public Health (PH)	Whole Person Care (CA Department of Health Care Services) *Whole Person Care Figures are for Calendar Year 2019 and Calendar Year 2020. Whole Person Care Funding will end on 12/31/20.	Adventist Health Ukiah Valley	\$ 172,800	\$ 50,000	Benefits individuals with severe mental illness in need of case management and housing support
		Manzanita	\$ -	\$ 36,000	
		Mendocino Coast Clinics	\$ 80,000	\$ 70,000	
		Mendocino Coast Hospitality Center	\$ -	\$ 36,000	
		Mendocino Community Health Clinic	\$ 80,000	\$ 70,000	
		Mendocino County AIDS/Viral Hepatitis Network (MCAVHN)	\$ -	\$ 36,000	
		Redwood Community Services	\$ -	\$ 79,000	
		Redwood Quality Management Company and their subcontracting agencies	\$ 1,687,000	\$ 1,315,300	
		Mendocino County HHSA	\$ 50,000	TBD	
			\$ 340,446	\$ 340,446	Supports 4 HHSA employees, 2.75 FTE total (.5 Project Director, 1 Coordinator, 1 Data Analyst, .25 Fiscal Analyst)
Public Health (PH)	Homeless Mentally Ill Outreach and Treatment Program (HMIOT)	Mendocino County HHSA WPC Pilot	\$ 200,000	\$ -	Spent for Whole Person Care
		One-time funds			
	One-Time Housing Support Funds for WPC Pilots (Dept of Health Care Services)	Mendocino County HHSA WPC Pilot	\$ 1,200,000	In Process: 2019-2025. RFP to be issued by June	Long-term and short-term housing supports for individuals who are mentally ill and homeless or at risk of homelessness
	One-Time IGT Funding	Mendocino County AIDS/Viral Hepatitis Network (MCAVHN)	\$ 150,000	\$ 150,000	Services following guidelines of the CA Dept of Public Health's Syringe exchange program, including syringe exchange, education and counseling, and linkage to other necessary services, including those provided through Whole Person Care
		Manzanita	\$ 160,000	\$ 100,000	Services in connection with the SMI Wellness Centers in Ukiah and Willits, including housing navigation
Potential Funding	California Access to Housing Act	Trailerbill for Statewide funding of \$750,000,000			Will allow for capital projects, transitional supports and housing, as well as prevention services.
	CalWORKs HSP to Purchase Housing Structures	Statewide funding of \$1,500,000			Counties may apply for purchase of structures to be released to CW HSP eligible households, not to exceed \$24,999

Housing Programs and Homeless Services

Mendocino County Homeless Services Continuum of Care (MCHSCoC)

Funding Source	Recipient of Funds	Amount	Funding Status	Length	Target Population and Services
2019 Emergency Solutions Grant (ESG) Noncompetitive BOS	Redwood Community Services	\$ 65,532	Awarded	2020-2021	Rapid Rehousing and HMIS
	Mendocino Coast Hospitality Center	\$ 65,532			
2019 Emergency Solutions Grant (ESG) Competitive BOS	Redwood Community Services	\$ 150,000	Awarded	2020-2021	Sheltering and HMIS
	Mendocino Coast Hospitality Center	\$ 69,824			Rapid Rehousing and HMIS
2018 Emergency Solutions Grant (ESG) Disaster Relief Funding	Redwood Community Services	\$ 78,751	Pending	2019-2020	Rapid rehousing, homeless prevention, street outreach, sheltering, HMIS
	Mendocino Coast Hospitality Center				
California Emergency Solutions and Housing Program (CESH)	City of Fort Bragg	\$ 11,724	Round 1 Allocation	2019-2021	Assistance for non-locals experiencing homelessness to return to their home cities
	Community Development Commission	\$ 123,520	Round 1 Allocation	2019-2021	Prevention and stabilization services for current clients who are in danger of losing their housing and/or subsidy
	Ford Street Project	\$ 583,871	Round 1 and 2 Allocation	2019-2021	Support for Unity Village Family Housing and Shelter Diversion Program
	Mendocino Coast Hospitality Center	\$ 148,285	Round 1 and 2 Allocation	2019-2020	Support for the Field Outreach and Critical Time Intervention initiatives
	Redwood Community Services	\$ 384,613	Round 1 and 2 Allocation	2019-2021	Expand inland winter shelter to provide year-round services; Rapid Rehousing
	HMIS and CES system funds	\$ 98,916	Round 1 Allocation	2019-2023	Support for HMIS system
	Mendocino County HHSA	\$ 71,141	Round 1 and 2 Allocation	2019-2023	Admin support at 5%
Homeless Emergency Aid Program (HEAP)	City of Fort Bragg	\$ 3,000,000	Contracted Dec 2019 - Jun 2021	2019-2021	Capital for The Plateau housing development in Ft Bragg
	Mendocino Coast Hospitality Center	\$ 36,740	Contracted Apr 2019 - Mar 2020	2019-2021	Capital for facility repair
	Mendocino County Office of Education	\$ 135,000	Contracted Apr 2019 - Jun 2021	2019-2021	Meals for students experiencing homelessness
	Project Sanctuary	\$ 132,720	Contracted Apr 2019 - Jun 2021	2019-2021	Capital for multi-shower and laundry facility for shelter families
	Redwood Community Services	\$ 621,788	Contracted Mar 2019 - Dec 2020	2019-2021	Capital for Day Center and Homeless Shelter in Ukiah
	Rural Communities Housing Development Corporation (RCHDC)	\$ 983,415	Planned Jun 2019 - Dec 2022	2019-2021	Capital investment for Phase II of Orr Creek Commons housing development in Ukiah
Homeless Management Information Systems (HMIS) HUD	Mendocino County HHSA	\$ 150,000	Awarded	2019-2021	System to assist in shelter and services for individuals, identifying who are homeless or at risk of homelessness
Continuum of Care Funding (CoC) - HUD	Community Development Commission	\$ 1,479,283	Awarded	2019-2021	Permanent Supportive Housing Rental Assistance for the Chronically Homeless
		\$ 93,312	Awarded	2019-2021	Coordination of Coordinated Entry System
	Mendocino County HHSA	\$ 47,107	Awarded	2019-2021	Admin and Monitoring Support for the CoC
Homeless Housing, Assistance and Prevention Program (HHAP)	Mendocino County Homeless Services Continuum of Care (MCHSCoC)	\$ 924,734	Awarded	2020-2025	Rental assistance/rapid rehousing, operating subsidies and reserves, landlord incentives, outreach and coordination (including employment), prevention and shelter diversion to permanent housing
CA Governor's COVID-19 Emergency Funding	Mendocino County Homeless Services Continuum of Care (MCHSCoC)	\$ 140,748	Awarded	2020-2021	Emergency Funding to support efforts related to COVID-19 to serve persons experiencing homelessness

IV. GOALS, STRATEGIES, AND ACTION STEPS

The goals, strategies, action steps delineated in this section were derived over the course of approximately four months by the Strategic Planning Committee (STRATEGIC PLANNING COMMITTEE) of the CoC governing board. Many of the recommendations from the Homeless Assessment are included as strategies here. In addition, the STRATEGIC PLANNING COMMITTEE benefitted from technical assistance provided by the Technical Assistance Collaborative through a grant from the Department of Housing and Community Development to improve the delivery of homelessness programs. The STRATEGIC PLANNING COMMITTEE was inspired by the All Home collaborative of Kings County, Washington in deciding on its overarching goals.

Goal 1: Making Homelessness Rare

Making homelessness rare will require addressing the [causes of homelessness](#), which are myriad and institutional. A [2013 national study](#) found that community rates of homelessness are driven by rent increases in the housing market, the availability of a strong safety net, economy, demographics, and influx of people moving to a region. Working together with community advocates, providers and partners the CoC aims to align efforts toward prevention, increasing affordable housing, and supporting the expansion of pre-adjudication programs and sentencing alternatives to make homelessness RARE in Mendocino County.

Goal 1: Make homelessness rare				
#	Strategy	Action Steps	Person/Org. Responsible	Timeframe
1.1	Source new housing opportunities of all types whenever possible.	1.1.1 Identify new funding for development of housing for homeless 1.1.2 Review current housing projects and identify possible areas of expansion 1.1.3 Partner with local housing developers to reserve/fund units for households experiencing homelessness 1.1.4 Collaborate with CA State Agencies to identify state-owned properties available for short-term and long-term housing interventions (CA Governor Executive Order N-23-20—attached	1.1.1 CoC Board members 1.1.2 Shelter & Solutions Cmte 1.1.3 Applicable agencies 1.1.4 Health and Human Services and Local Jurisdictions	Ongoing
1.2	Identify and support programs within the County that provide effective homelessness prevention services.	1.2.1 Survey all homeless service providers regarding formal and informal homeless prevention services provided 1.2.2 Review long-term outcomes of previous homeless prevention efforts and establish performance measurement goals 1.2.3 CoC to identify and adopt most effective intervention models 1.2.4 Include above model in Homeless Prevention processes and procedures 1.2.5 Develop, approve, and implement MCHSCoC homeless prevention (HP) policy and procedures, including inclusion in Coordinated Entry system	1.2.1 HHSA w/Strategic Planning Cmte (STRATEGIC PLANNING COMMITTEE) 1.2.2 HMIS/Performance Measurement Cmte 1.2.3 CoC Board 1.2.4 Coordinated Entry (CE)/Discharge Planning Cmte 1.2.5 CoC Board	2020
1.3	Identify and support programs within the County that provide effective homelessness diversion services.	1.3.1 Survey all homeless service providers regarding formal and informal homeless diversion services provided 1.3.2 Review long-term outcomes of previous homeless diversion efforts and establish performance measurement goals	1.3.1 HHSA w/Strategic Planning Cmte (STRATEGIC PLANNING COMMITTEE)	2020

Goal 1: Make homelessness rare				
#	Strategy	Action Steps	Person/Org. Responsible	Timeframe
		1.3.3 CoC to identify and adopt most effective intervention models 1.3.4 Include above model in homeless diversion processes and procedures 1.3.5 Develop, approve, and implement MCHSCoC homeless diversion policy and procedures, including inclusion in Coordinated Entry system	1.3.2 HMIS/Performance Measurement (PM) Cmte 1.3.3 CoC Board 1.3.4 Coordinated Entry (CE)/Discharge Planning Cmte 1.3.5 CoC Board	
1.4	Promote expansion of meaningful mental health and substance abuse treatment options to address housing barriers.	1.4.1 Support a continuum of Dual Diagnosis (Behavioral Health/SUDT) services & treatment programs 1.4.2 Promote & prioritize successful support services that prevent homelessness due to relapse & recidivism risks for clients with behavioral health and/or Substance Use issues 1.4.3 Promote & support effective Anti-Stigma, Trauma-informed community information, trainings & educational programs 1.4.4 Establish behavioral health/SUDT treatment efficacy measures 1.4.5 Develop and cross train providers (county wide) in timely referral, warm handoff protocols and resources for behavioral health & SUDT services	1.4.1 CoC/HHSA & NGOs 1.4.2 CoC/HHSA & NGOs 1.4.3 CoC with HHSA/NGSs/Mendocino College 1.4.4 HHSA and CoC 1.4.5 CoC with HHSA (includes Administrative Service Organization(s), contractors, and subcontractors)	2021
1.5	Review and evaluate overall system volume needs on a regular basis for continuous program improvement.	1.5.1 Conduct the annual Point In Time (PIT) and Housing Inventory Count (HIC) 1.5.2 Identify and collect data from sources outside the PIT/HIC that could inform the evaluation of overall system volume needs 1.5.3 Review and analyze data from 2020 PIT and HIC, and gathered from other sources 1.5.4 Report on findings in annual Housing Inventory Report	1.5.1 PIT/HIC ad hoc committee 1.5.2 HHSA 1.5.3 PIC/HIC Cmte 1.5.4 PIC/HIC Cmte	Ongoing

HOW WE WILL KNOW IT WORKED

We will see a 5% annual decrease in the total number of homeless as measured by HUD's Longitudinal Systems Analysis (LSA).

GOAL 2: Making Homelessness Brief and One-Time

To make homelessness brief and one-time, funding and programs must be aligned to support the strengths and address the needs of people experiencing homelessness. Shortening the length of time families and individuals are homeless reduces trauma and also creates capacity in the crisis response system for others in need. Ensuring that those who move to permanent housing do not become homeless again and return to our crisis response system also increases capacity of crisis services to serve more individuals.

Goal 2: Make homelessness brief and one-time				
#	Strategy	Action Steps	Person/Org. Responsible	Timeframe
2.1	Identify the most effective homelessness programs within the County, particularly those that provide emergency, transitional, and permanent housing to individuals experiencing homelessness, and provide support to expand services.	2.1.1 Gather outcomes of annual Housing Inventory Report. 2.1.2 Establish performance measurement goals for all types of projects 2.1.3 Add minimum outcome thresholds to grant rating and ranking criteria (for a project to be eligible for funds) 2.1.4 Create project evaluation processes to hold projects accountable	2.1.1 HHSA 2.1.2 Rating and Ranking Ad Hoc 2.1.3 Rating and Ranking Ad Hoc 2.1.4 CoC Board and STRATEGIC PLANNING COMMITTEE	2022
2.2	Increase utilization of resources already available in the system.	2.2.1 Recruit and hire a Landlord-Tenant Navigator focused on centralizing recruitment and retention of landlords. (New Position) 2.2.2 Internal Barriers Review: Review Barriers to Entry and Mobilization Through the System—to reduce steps and length of time from system access to housing. 2.2.3 Analyze and evaluate rapid re-housing resources to maximize effectiveness. 2.2.4 Review the utilization of resources and maximize (e.g. are all available beds being used?) 2.2.5 Increase awareness of coordinated entry access points and procedures.	2.2.1 CoC Board and/or collaborative applicant to identify agency/org. 2.2.2: Coordinated Entry Cmte 2.2.3 Shelter and Solutions Cmte 2.2.4 Coordinated Entry and HMIS Cmtes 2.2.5 Coordinated Entry and Shelter and Solutions Cmtes	2021
2.3	Create quicker and seamless movement through the homelessness system for all individuals and families experiencing homelessness (e.g., operating at maximum capacity by increasing utilization of the overall system).	2.3.1 Hire a Coordinated Entry manager (new position) 2.3.2 By-name list case conferencing 2.3.3 Formalize Practices and Referrals 2.3.4 Ensure all appropriate programs are using the CES 2.3.5 Establish system-wide service eligibility and triage criteria for allocating resources (w/emergency protocols)	2.3.1 CoC Board and/or collaborative applicant to identify agency/org. 2.3.2. CEDP cmte 2.3.3. HMIS/PM & CEDP cmtes 2.3.4. CoC Board & CE 2.3.5 HMIS/PM & CEDP cmtes	2021
2.4	Develop and Implement a Homeless Outreach Team.	2.4.1 Establish collaboration between County, Cities and law enforcement agencies regarding HOTeams in each region. 2.4.2 Identify strategies required to engage different cohort groups of unhoused persons in the most effective manner for that cohort.	Action Steps will be facilitated by HHSA in collaboration with local jurisdictions, law enforcement, and CoC members.	2022

Goal 2: Make homelessness brief and one-time				
#	Strategy	Action Steps	Person/Org. Responsible	Timeframe
		2.4.3. Consider implementing a Homeless Multi-Disciplinary Personnel Team to provide collaborative case conferencing about individual homeless individuals with complex needs. 2.4.3 The CoC shall encourage service providers to participate in and facilitate inter-jurisdictional training around street outreach efforts.		
2.5	Fully build out and robustly use HMIS.	2.5.1 Develop training curriculum for new HMIS end users 2.5.2 Create ongoing training for HMIS end users and organization administrators 2.5.3 Increase HMIS bed coverage rate by engaging homeless housing providers that are not participating in HMIS.	All Action Steps will be done by HHSA's HMIS lead	2020
2.6	Establish low barrier and no-barrier shelter(s)—with uniform eligibility criteria across agencies—for families with children.	2.6.1 Identify and select model for family shelter(s). 2.6.2 Identify agency willing to apply for funding to operate a family shelter. 2.6.3 Identify building or location—including State surplus lands—for the shelter to function with highest access to community supports and services/day shelter or access to housing navigator assisting with permanent housing. 2.6.4 Agencies working with families commit to HMIS and countywide case management system for referring families and triaging needs. 2.6.5 Career and Technical Education and childcare programs aligned with shelter for access for parents into work programs. Collaborate with CALWORKS and align requirements.	2.6.1 Shelter Solutions Cmte 2.6.2 Shelter Solutions Cmte 2.6.3 Homeless Housing Assistance & Prevention (HHAP) program ad hoc 2.6.4 HHSA (HMIS lead) 2.6.5 Organization operating family shelter	2020

HOW WE WILL KNOW IT WORKED

We will see a 5% annual decrease per year in the length of time that people are homeless as measured by HUD's LSA.

GOAL 3: Improve community and policy maker engagement around homelessness

Goal 3: Improve community and policy maker engagement around homelessness				
#	Strategy	Action Steps	Person/Org. Responsible	Timeframe
3.1	Gain buy-in and agreement for one overarching strategic plan—with action steps.	3.1.1 Engage leadership in underserved areas of the County's jurisdiction. 3.1.2 Use data (worldwide/national) on promising and evidence based practices to highlight successful strategies that can be used in our communities. 3.1.3 Provide informational presentations to policy making bodies, community agencies, and public on purpose, process and importance of having a consistent and coordinated approach to addressing homelessness. 3.1.4 Seek endorsement of Strategic Plan from entities within various jurisdictions.	All Action Steps will be done by Strategic Planning Committee	2020
3.2	Improve strategic coordination between the CoC, the County and cities.	3.2.1 Set up regular meeting between CoC and the BOS Ad-Hoc Committee on Homelessness 3.2.2 On all regular CoC agendas, there shall be a standing item for jurisdictional updates related to homelessness. 3.2.3 Members of the CoC shall engage local jurisdictions early in the development of capital projects.	3.2.1 Strategic Planning Committee 3.2.2 Strategic Planning Committee 3.2.3 HHSA	2020
3.3	Develop a community understanding of the scope, scale, and structure of the homelessness problem and need to use common nomenclature to improve decision making.	3.3.1 Form an Outreach and Public Relations team to prepare and make public presentations. 3.3.2 Create a press release once per year on PIT count and other homeless data. 3.3.3 The CoC shall make annual presentations to the governing body of each jurisdiction once each year to report on strategic plan progress and upcoming initiatives/projects. 3.3.4 Talk to local media about what is being addressed, the CoC's challenges and limitations, what the public can do to help.	All Action Steps will be done by Strategic Planning Committee.	2022
3.4	Increase engagement of persons experiencing homelessness in planning, implementation and decision making for the CoC.	3.4.1 Conduct focus groups with people experiencing homelessness regarding service provider training and education. 3.4.2 Follow up with provider trainings as identified in focus groups. 3.4.3 Establish encampment engagement protocols. 3.4.4 Develop and implement a process to compensate or incentivize people who are currently or formerly shelterless to participate in the governance of the County's homeless system of care. 3.4.5 Establish a 'Client Council.'	3.4.1 Strategic Planning Committee 3.4.2 Strategic Planning Committee 3.4.3 CoC Board and HHSA 3.4.4 Membership Committee 3.4.5 Membership Committee	Ongoing

HOW WE WILL KNOW IT WORKED

We will see increased engagement of residents as measured by increased attendance at CoC board and committee meetings.

We will see increased engagement and leadership of business and faith leaders increased attendance at and/or joining the CoC board.

We will see homeless services expanded to the outlying regions of the County, such as the South Coast and North County, including Covelo.

GOAL 4: Improve the CoC's capacity to govern itself.

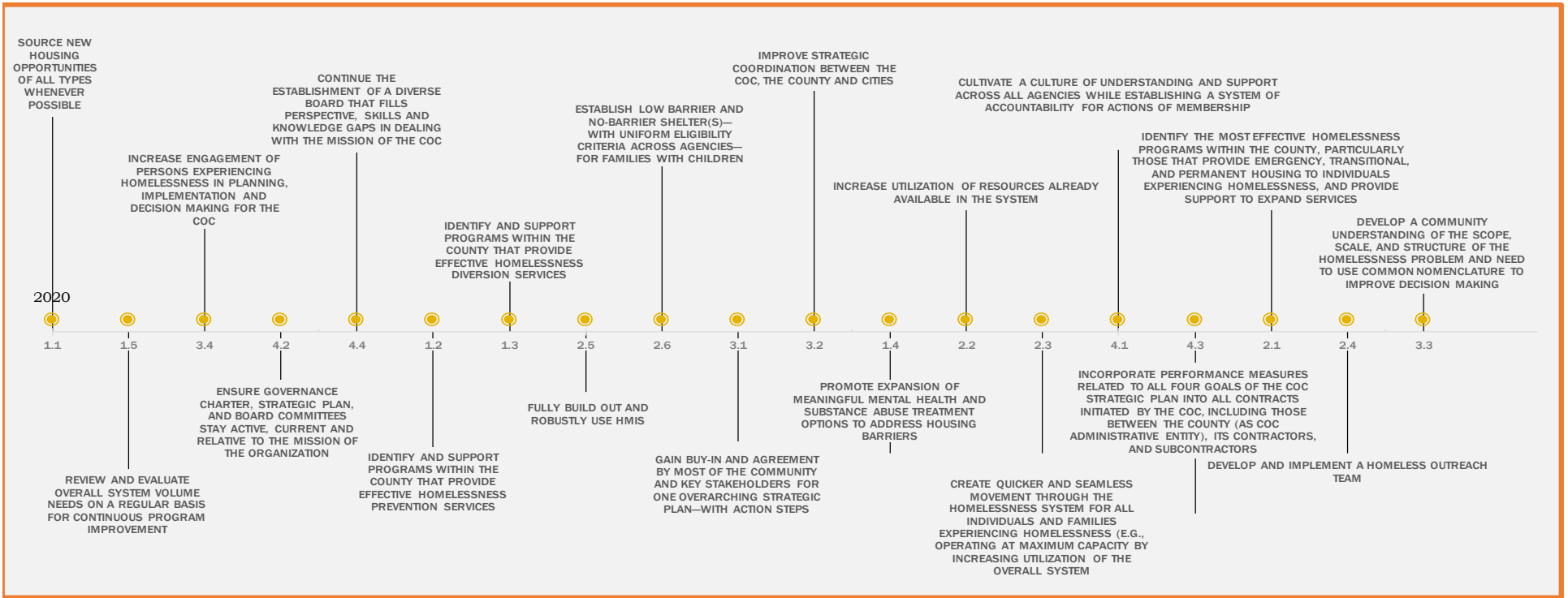
Goal 4: Improve the CoC's capacity to govern itself				
#	Strategy	Action Steps	Person/Org. Responsible	Timeframe
4.1	Cultivate a culture of understanding and support across all agencies while establishing a system of accountability for actions of membership.	4.1.1 Provide listening session with external and internal partners to identify and address the shortfalls of the current operations. 4.1.2 Establish an internal and external ethics policy with the ability to hold members accountable when policies are not followed. 4.1.3 Complete a presentation presenting what solutions each agency brings to help the CoC mission, to be used to educate other agencies and the public.	4.1.1 CoC Co-chairs and HHSA 4.1.2 HHSA 4.1.3 Membership Cmte	2021
4.2	Ensure governance charter, strategic plan, and board committees stay active, current and relative to the mission of the organization.	4.2.1 Increase monitoring activities, using the HUD provided CoC Monitoring Toolkit. 4.2.2 Develop check list of steps required annually to update or create new Strategic Plan and will be responsible for updating the plan on behalf of CoC Board. 4.2.3 Hold an annual CoC Day Away to revitalize CoC members' passion and dedication to homeless services. 4.2.4 Create and annually revise MCHSCoC Guide Book that includes: Mission and Vision Statements; Current Strategic Plan, Governance Charter and CoC Meeting Schedule; and list of current homeless services. 4.2.5 Define a review process that allows for review of the governance charter to make sure the charter stays current and relative to the issues at hand in relation to board seats.	4.4.1 HHSA 4.4.2 Strategic Planning Committee 4.4.3 CoC Board will host 4.4.4 CoC Membership Committee 4.2.5 Strategic Planning Committee	Ongoing
4.3	Incorporate performance measures related to all four goals of the Strategic Plan and all contracts initiated by the CoC, including those between the County (as CoC Administrative Entity), its Contractors, and Subcontractors.	4.3.1 Promote data-informed decisions and focus on system performance. 4.3.2 Agree on consistent contract language across all homeless service-related projects. 4.3.3 Use performance measures in contracts.	4.3.1 CoC Board 4.3.2 HHSA for County contracts & CoC Board for CoC contracts 4.3.3 HHSA and CoC	2021
4.4	Continue the establishment of a diverse board that fills perspective, skills and knowledge gaps in dealing with the mission of the CoC.	4.4.1 Conduct skills inventory for all board members to find the skills gap that may be needed by consultants or additional board seats. 4.4.2 CoC leadership will actively attend events to speak with leaders in the community to make sure that the local needs are being accomplished by the boards long term goals and objectives.	4.4.1 CoC Co-Chairs 4.4.3 CoC Co-Chairs	Ongoing

HOW WE WILL KNOW IT WORKED

We will have effective and efficient governance at the CoC and within the homeless system infrastructure as measured by surveys conducted before and after listening sessions by whomever conducts listening session.

HHSA and CoC contracts all include measurable performance measures.

Timeline for Strategies to Address Homelessness in Mendocino County



DATE	STRATEGIES	POSITION
1.1	Source new housing opportunities of all types whenever possible	20
1.5	Review and evaluate overall system volume needs on a regular basis for continuous program improvement	-15
3.4	Increase engagement of persons experiencing homelessness in planning, implementation and decision making for the CoC	10
4.2	Ensure governance charter, strategic plan, and board committees stay active, current and relative to the mission of the organization	-10
4.4	Continue the establishment of a diverse board that fills perspective, skills and knowledge gaps in dealing with the mission of the COC	15
1.2	Identify and support programs within the County that provide effective homelessness prevention services	-10
1.3	Identify and support programs within the County that provide effective homelessness diversion services	5
2.5	Fully build out and robustly use HMIS	-5
2.6	Establish low barrier and no-barrier shelter(s)—with uniform eligibility criteria across agencies—for families with children	15
3.1	Gain buy-in and agreement by most of the community and key stakeholders for one overarching strategic plan—with action steps	-10
3.2	Improve strategic coordination between the CoC, the County and cities	20
1.4	Promote expansion of meaningful mental health and substance abuse treatment options to address housing barriers	-10
2.2	Increase utilization of resources already available in the system	10
2.3	Create quicker and seamless movement through the homelessness system for all individuals and families experiencing homelessness (e.g., operating at maximum capacity by increasing utilization of the overall system)	-10
4.1	Cultivate a culture of understanding and support across all agencies while establishing a system of accountability for actions of membership	15
4.3	Incorporate performance measures related to all four goals of the CoC Strategic Plan into all contracts initiated by the CoC, including those between the County (as CoC Administrative Entity), its Contractors, and Subcontractors	-15
2.1	Identify the most effective homelessness programs within the County, particularly those that provide emergency, transitional, and permanent housing to individuals experiencing homelessness, and provide support to expand services	10
2.4	Develop and Implement a Homeless Outreach Team	-10
3.3	Develop a community understanding of the scope, scale, and structure of the homelessness problem and need to use common nomenclature to improve decision making	5

**EXECUTIVE DEPARTMENT
STATE OF CALIFORNIA**

EXECUTIVE ORDER N-23-20

WHEREAS California faces a severe housing crisis that has made housing unaffordable for too many Californians and, in turn, exacerbated the problem of homelessness; and

WHEREAS homelessness in California is not confined to urban corridors but is present in urban, suburban, and tribal and rural communities throughout the state; and

WHEREAS data released recently by the U.S. Department of Housing and Urban Development based on the 2019 Point-in-Time Count indicated that there were 151,278 individuals who were homeless in California, over 108,000 of whom were unsheltered, and that the homeless population has been steadily increasing; and

WHEREAS Californians driven into homelessness often develop significant health issues over time and, often experience significant morbidity and die sooner; and

WHEREAS it is estimated that a substantial proportion of individuals who are homeless experience chronic physical and mental health disorders, yet are not receiving regular and consistent medical or psychiatric care; and

WHEREAS California's homelessness crisis has put considerable stress on many public services including transportation, libraries, schools, health services and public safety, as well as created public health challenges; and

WHEREAS California's homelessness crisis has impacted certain business sectors throughout the state and is a top concern to many residents, businesses, communities, tribal governments, cities, and counties across the state; and

WHEREAS unauthorized encampments of people who are homeless are increasing in many areas of the state within the public right of way and near or on private or tribal property, resulting in traffic and fire hazards, crime, risk of injury and death, and other conditions detrimental to public health and safety, both for people who are homeless and people who are not; and

WHEREAS since 2018, almost 200 counties and cities have declared a shelter crisis, pursuant to Government Code section 8698 et seq.; and

WHEREAS over the past two years, the state has substantially increased its efforts to address street homelessness by providing more than \$2.7 billion in new funding, significantly increasing its support for safety net services, eliminating barriers to getting navigation centers and temporary housing built to allow homeless adults to receive services and stability in

order to find longer-term housing, enacting the most aggressive rent-gouging protections, launching a 100-Day Challenge Initiative to bring counties and cities together to more urgently address homelessness in their communities, and expediting funding allocations to local governments, including allocations to counties to reduce the number of families in the child welfare services system experiencing homelessness; and

WHEREAS solutions to homelessness require additional innovation, cooperation and urgency within the public sector, and among the public and private and tribal sectors; and

WHEREAS because reducing the population of homeless individuals in California is a matter of critical statewide importance, the state can and needs to do more to help local communities act with urgency to address street homelessness and the society-wide problems associated with the homelessness crisis.

NOW, THEREFORE, I, GAVIN NEWSOM, Governor of the State of California, by virtue of the power and authority vested in me by the Constitution and statutes of the State of California, do hereby issue this Order to reduce street homelessness, break down barriers to homeless individuals accessing health care and other critical services, and to increase housing options for those experiencing homelessness. This Order shall become effective immediately.

IT IS HEREBY ORDERED THAT:

1. All state agencies specifically referenced in this Order shall develop by no later than February 28, 2020 accountability metrics for state agencies and for local partners to assess the use of the state resources referenced in the following paragraphs and their impact on reducing street homelessness, breaking down barriers to homeless individuals accessing health care and other critical services, and increasing housing options for those experiencing homelessness. The metrics shall be published online and regularly updated. In carrying out this Order, state agencies shall consider the extent to which local partners regularly and publicly report data based on the local metrics.
2. The Department of Finance, pursuant to its authority under Government Code sections 11005, 11005.1, and 13306, shall immediately establish the California Access to Housing and Services Fund within the Department of Social Services, to receive future state appropriations, as well as donations from philanthropy and the private sector, and to provide much needed dollars for additional affordable housing units, providing rental and operating subsidies, and stabilizing board and care homes;
3. To rapidly increase housing options for those experiencing homelessness, the following actions shall occur by no later than January 31, 2020:

- a. The Department of General Services shall identify all properties from the digitized inventory of excess state land created by EO N-06-19 that can be used by local partners, including tribal governments, counties, cities, or non-profit agencies, on a short-term emergency basis to provide shelter for individuals who are homeless, so long as such usage will not delay affordable housing development on those properties.
 - b. The Department of General Services shall conduct an initial assessment of all state facilities to identify facilities that can be used by local partners on a short-term emergency basis to provide shelter for individuals who are homeless and in need of health and social services.
 - c. The Department of Transportation (Caltrans) shall develop and share a model lease template to allow counties and cities to use Caltrans property adjacent to highways or state roads in those jurisdictions on a short-term emergency basis to provide shelter for individuals who are homeless, building on recent partnerships with the cities of Los Angeles, San Jose, and San Francisco, and consistent with Streets & Highways Code section 104.30. Priority for future partnerships to make state land available to counties and cities for short-term emergency housing shall be given to jurisdictions where a shelter crisis declared pursuant to Government Code section 8698 et seq. is in effect.
 - d. The Office of Statewide Health Planning and Development shall work with local jurisdictions, tribal communities, and private entities to conduct an initial assessment of the appropriateness and availability of vacant and decommissioned hospitals and health care facilities for use by local partners on a short-term emergency basis to provide shelter for individuals who are homeless.
 - e. The Department of Food and Agriculture, in consultation with the Department of General Services, the Department of Housing and Community Development, the Department of Social Services, and the Office of Emergency Services, shall conduct an initial assessment of fairgrounds in or near jurisdictions where a shelter crisis is currently in effect, and, for those fairgrounds, determine the population capacity and space that would currently be available to local partners on a short-term emergency basis to provide shelter for individuals who are homeless.
4. The Department of General Services shall supply 100 travel trailers from the state fleet, and the Emergency Medical Services Authority shall supply complementary modular tent structures, to provide temporary emergency housing and the delivery of health and social services in communities across the state. The Department of General Services and the Emergency Medical Services Authority shall supply trailers and tents immediately and

end by September 30, 2020, unless the secretaries of the Government Operations Agency and the Health and Human Services Agency both concur on a case-by-case basis that the specific circumstances warrant the continued use of the trailers or tent structures. These trailers and tent structures shall only be used where the following criteria have been satisfied:


- a. A shelter crisis declared pursuant to Government Code section 8698 et seq. or its equivalent under the applicable laws governing the jurisdiction of a federally recognized tribe in California is in effect.
 - b. Local partners, including counties, cities, and non-profit agencies, have the capacity and resources to deploy, operate, secure, and maintain the trailers or tent structures.
 - c. Local partners make appropriate health, social, housing, and other appropriate services available to support the needs of individuals temporarily housed in the trailers or tent structures and transition them into permanent, safe and stable housing.
 - d. Local partners agree to regularly and publicly report data based on the accountability metrics referenced in paragraph 1.
5. To further assist local jurisdictions in addressing street homelessness, there shall be a multi-agency state strike team comprised of the Business, Consumer Services, and Housing Agency; the Government Operations Agency; the Health and Human Services Agency; the Labor and Workforce Development Agency; and the Transportation Agency. The strike team shall be coordinated by the Homeless Coordinating and Financing Council and provide technical assistance and targeted direct support to counties, cities, and public transit agencies seeking to bring individuals experiencing homelessness indoors and connect them with appropriate health, human, and social services and benefits.

FURTHERMORE, all counties, cities, public transit agencies, special districts, school districts, tribal governments, and non-governmental actors, including businesses, faith-based organizations, and other non-profit agencies, are requested to examine their own ability to provide shelter and house homeless individuals on a short-term emergency basis and coordinate with local authorities to provide shelter and house individuals.

IT IS FURTHER ORDERED that as soon as hereafter possible, this Order shall be filed with the Office of the Secretary of State and that widespread publicity and notice shall be given to this Order.

This Order is not intended to, and does not, create any rights or benefits, substantive or procedural, enforceable at law or in equity, against the State of California, its departments, agencies, or other entities, its officers or employees, or any other person.

IN WITNESS WHEREOF I have hereunto
set my hand and caused the Great
Seal of the State of California to be
affixed this 8th day of January 2020.



GAVIN NEWSOM
Governor of California

ATTEST:

ALEX PADILLA
Secretary of State

CESH Funding Approved by
CoC on 5.20.19

Applicant	Funding Approved by CoC	Recommended Round 1 Allocation	Recommended Round 2 Allocation	Activity #1	Activity #4	Activity #5	Admin Overhead
Community Development Commission	\$123,520	\$123,520	\$0	\$123,520			
Redwood Community Services	\$384,613	\$300,000	\$84,613	\$144,000	\$240,613		
Mendocino Coast Hospitality Center	\$148,285	\$74,142.32	\$74,142	\$148,285			
Ford Street Project	\$583,871	\$371,691	\$212,180	\$571,871	\$12,000		
City of Fort Bragg	\$11,724	\$11,724	\$0	\$11,724			
HMIS and CES system funds	\$98,916	\$0	\$98,916			\$98,916	
HHSA Admin at 5%	\$71,101	\$46,371	\$24,730				\$71,102
Totals	\$1,422,030	\$927,448	\$494,582	\$999,399	\$252,613	\$98,916	\$71,102
Amount Available	\$1,422,030	\$927,448	\$494,582		\$568,812		
		\$0	\$0				
	Total CESH Round 1	\$927,448					
	Total CESH Round 2	\$494,582					
		\$1,422,030					

HEAP Contracts - 2019 through 2021 - First Allocation		
Organization	Funding Approved	Contract Status (as of 9.5.19)
1. Mendocino County Office of Education	\$135,000	Complete. Approved by BOS on 5.7.19.
2. Mendocino Coast Hospitality Center	\$36,740	Complete. No BOS approval required.
4. Redwood Community Services	\$621,788	Complete. Approved by BOS on 4.23.19.
3. Project Sanctuary	\$132,720	Complete. Approved by BOS on 5.14.19
5. Danco Communities	\$3,000,000	Approved by BOS on 1.8.2020. Also approved by Fort Bragg City Council.
6. Rural Communities Housing Development Corporation	\$983,415	In process.
Admin Overhead retained by HHSA	\$12,304	
	\$4,921,967	



HOMELESS HOUSING, ASSISTANCE AND PREVENTION PROGRAM (HHAP) ANNUAL BUDGET TEMPLATE

APPLICANT INFORMATION

CoC / Large City / County Name:

CoC CA-509: Mendocino County

Receiving Redirected Funds? Y/N

No

Administrative Entity Name:

Mendocino County Health and Human Services Agency

Total Redirected Funding

\$ -

HHAP FUNDING EXPENDITURE PLAN*

ELIGIBLE USE CATEGORY	FY20/21	FY21/22	FY22/23	FY23/24	FY24/25	TOTAL
Rental Assistance and Rapid Rehousing	\$ 36,989.37	\$ 36,989.37	\$ 36,989.37	\$ 36,989.36	\$ 36,989.36	\$ 184,946.83
Operating Subsidies and Reserves	\$ 36,989.36	\$ 36,989.36	\$ 36,989.36	\$ 36,989.36	\$ 36,989.36	\$ 184,946.80
Landlord Incentives	\$ -	\$ 46,236.71	\$ 46,236.71	\$ 46,236.71	\$ 46,236.71	\$ 184,946.84
Outreach and Coordination (including employment)	\$ -	\$ -	\$ 61,648.94	\$ 61,648.94	\$ 61,648.94	\$ 184,946.82
Systems Support to Create Regional Partnerships	\$ -	\$ -	\$ -	\$ -	\$ -	\$ -
Delivery of Permanent Housing	\$ -	\$ -	\$ -	\$ -	\$ -	\$ -
Prevention and Shelter Diversion to Permanent Housing	\$ -	\$ 30,053.86	\$ 30,053.86	\$ 30,053.86	\$ 30,053.86	\$ 120,215.44
New Navigation Centers and Emergency Shelters	\$ -	\$ -	\$ -	\$ -	\$ -	\$ -
Strategic Homelessness Planning, Infrastructure Development, CES, and HMIS (up to 5%)	\$ -	\$ -	\$ -	\$ -	\$ -	\$ -
Administrative (up to 7%)	\$ 12,946.28	\$ 12,946.28	\$ 12,946.28	\$ 12,946.28	\$ 12,946.27	\$ 64,731.39
						\$ 924,734.12
TOTAL FUNDING ALLOCATION						
	FY20/21	FY21/22	FY22/23	FY23/24	FY24/25	TOTAL
Youth Set-Aside (at least 8%)	\$ 15,000.00	\$ 15,000.00	\$ 15,000.00	\$ 15,000.00	\$ 15,000.00	\$ 75,000.00

*Narrative should reflect details of HHAP funding plan

COMMENTS:



HOMELESS HOUSING, ASSISTANCE AND PREVENTION PROGRAM (HHAP)
ANNUAL BUDGET TEMPLATE

APPLICANT INFORMATION

CoC / Large City / County Name:

County of Mendocino

Receiving Redirected Funds? Y/N

No

Administrative Entity Name:

Mendocino County Health and Human Services Agency

Total Redirected Funding

\$ -

HHAP FUNDING EXPENDITURE PLAN*

ELIGIBLE USE CATEGORY	FY20/21	FY21/22	FY22/23	FY23/24	FY24/25	TOTAL
Rental Assistance and Rapid Rehousing		\$ -	\$ -	\$ -	\$ -	\$ -
Operating Subsidies and Reserves	\$ 59,346.20	\$ 59,346.20	\$ 59,346.20	\$ 59,346.20	\$ 59,346.20	\$ 296,731.00
Landlord Incentives	\$ 30,000.00	\$ 30,000.00	\$ 30,000.00	\$ 30,000.00	\$ 30,000.00	\$ 150,000.00
Outreach and Coordination (including employment)	\$ 50,000.00	\$ 50,000.00	\$ 50,000.00	\$ 50,000.00	\$ 50,000.00	\$ 250,000.00
Systems Support to Create Regional Partnerships	\$ -	\$ -	\$ -	\$ -	\$ -	\$ -
Delivery of Permanent Housing	\$ -	\$ -	\$ -	\$ -	\$ -	\$ -
Prevention and Shelter Diversion to Permanent Housing	\$ 20,000.00	\$ 20,000.00	\$ 20,000.00	\$ 20,000.00	\$ 20,000.00	\$ 100,000.00
New Navigation Centers and Emergency Shelters	\$ -	\$ -	\$ -	\$ -	\$ -	\$ -
Strategic Homelessness Planning, Infrastructure Development, CES, and HMIS (up to 5%)	\$ -	\$ -	\$ -	\$ -	\$ -	\$ -
Administrative (up to 7%)	\$ 11,993.80	\$ 11,993.80	\$ 11,993.80	\$ 11,993.80	\$ 11,993.79	\$ 59,968.99
TOTAL FUNDING ALLOCATION						\$ 856,699.99
	FY20/21	FY21/22	FY22/23	FY23/24	FY24/25	TOTAL
Youth Set-Aside (at least 8%)	\$ 14,000.00	\$ 14,000.00	\$ 14,000.00	\$ 14,000.00	\$ 14,000.00	\$ 70,000.00

*Narrative should reflect details of HHAP funding plan

COMMENTS:



HOMELESS HOUSING, ASSISTANCE AND PREVENTION PROGRAM (HHAP) ANNUAL BUDGET TEMPLATE

APPLICANT INFORMATION

CoC / Large City / County Name:

County of Mendocino & CoC CA-509

Receiving Redirected Funds? Y/N

No

Administrative Entity Name:

Mendocino County Health and Human Services Agency/Mendocino County Homeless
Services Continuum of Care

Total Redirected Funding

\$ -

HHAP FUNDING EXPENDITURE PLAN*

ELIGIBLE USE CATEGORY	FY20/21	FY21/22	FY22/23	FY23/24	FY24/25	TOTAL
Rental Assistance and Rapid Rehousing	\$ 36,989.37	\$ 36,989.37	\$ 36,989.37	\$ 36,989.36	\$ 36,989.36	\$ 184,946.83
Operating Subsidies and Reserves	\$ 96,335.56	\$ 96,335.56	\$ 96,335.56	\$ 96,335.56	\$ 96,335.56	\$ 481,677.80
Landlord Incentives	\$ 30,000.00	\$ 76,236.71	\$ 76,236.71	\$ 76,236.71	\$ 76,236.71	\$ 334,946.84
Outreach and Coordination (including employment)	\$ 50,000.00	\$ 50,000.00	\$ 111,648.94	\$ 111,648.94	\$ 111,648.94	\$ 434,946.82
Systems Support to Create Regional Partnerships	\$ -	\$ -	\$ -	\$ -	\$ -	\$ -
Delivery of Permanent Housing	\$ -	\$ -	\$ -	\$ -	\$ -	\$ -
Prevention and Shelter Diversion to Permanent Housing	\$ 20,000.00	\$ 50,053.86	\$ 50,053.86	\$ 50,053.86	\$ 50,053.86	\$ 220,215.44
New Navigation Centers and Emergency Shelters	\$ -	\$ -	\$ -	\$ -	\$ -	\$ -
Strategic Homelessness Planning, Infrastructure Development, CES, and HMIS (up to 5%)	\$ -	\$ -	\$ -	\$ -	\$ -	\$ -
Administrative (up to 7%)	\$ 11,993.80	\$ 11,993.80	\$ 11,993.80	\$ 11,993.80	\$ 11,993.79	\$ 59,968.99
TOTAL FUNDING ALLOCATION						\$ 1,716,702.72
	FY20/21	FY21/22	FY22/23	FY23/24	FY24/25	TOTAL
Youth Set-Aside (at least 8%)	\$ 29,000.00	\$ 29,000.00	\$ 29,000.00	\$ 29,000.00	\$ 29,000.00	\$ 145,000.00

*Narrative should reflect details of HHAP funding plan

COMMENTS:



COVID-19 EMERGENCY HOMELESSNESS FUNDING GRANT ALLOCATIONS

CONTINUUM OF CARE	ALLOCATION
Alpine, Inyo, Mono Counties CoC	\$ 41,704.69
Amador, Calaveras, Mariposa, Tuolumne Counties CoC	\$ 164,675.04
Bakersfield/Kern County CoC	\$ 259,192.67
Chico, Paradise/Butte County CoC †	\$ 246,720.24
Colusa, Glenn, Trinity Counties CoC	\$ 37,417.29
Daly/San Mateo County CoC †	\$ 294,661.14
Davis, Woodland/Yolo County CoC	\$ 127,647.52
El Dorado County CoC	\$ 119,462.49
Fresno City & County/Madera County CoC	\$ 488,763.33
Glendale CoC	\$ 47,356.26
Humboldt County CoC	\$ 331,688.67
Imperial County CoC	\$ 275,367.85
Lake County CoC	\$ 79,511.74
Long Beach CoC	\$ 369,105.96
Los Angeles City & County CoC	\$ 10,963,460.30
Marin County CoC	\$ 201,507.69
Mendocino County CoC	\$ 152,982.14
Merced City & County CoC	\$ 118,488.08
Napa City & County CoC †	\$ 62,751.91
Nevada County CoC	\$ 80,875.91
Oakland, Berkeley/Alameda County CoC †	\$ 1,563,341.07
Oxnard, San Buenaventura/Ventura County CoC	\$ 325,257.57
Pasadena CoC	\$ 105,625.89
Redding/Shasta, Siskiyou, Lassen, Plumas, Del Norte, Modoc, Sierra Counties CoC	\$ 262,895.43
Richmond/Contra Costa County CoC †	\$ 447,253.52
Riverside City & County CoC	\$ 547,812.48
Roseville, Rocklin/Placer County CoC	\$ 120,242.01
Sacramento City & County CoC	\$ 1,083,737.18
Salinas/Monterey, San Benito Counties CoC	\$ 526,960.14
San Bernardino City & County CoC	\$ 508,056.61
San Diego City and County CoC *	\$ 1,785,116.45
San Francisco CoC	\$ 1,565,874.53
San Jose/Santa Clara City & County CoC	\$ 1,891,521.87
San Luis Obispo County CoC	\$ 289,009.57
Santa Ana, Anaheim/Orange County CoC	\$ 1,336,888.52
Santa Maria/Santa Barbara County CoC	\$ 351,371.72
Santa Rosa, Petaluma/Sonoma County CoC	\$ 575,095.92
Stockton/San Joaquin County CoC	\$ 512,733.78
Tehama County CoC	\$ 56,125.93
Turlock, Modesto/Stanslaus County CoC	\$ 374,757.53
Vallejo/Solano County CoC	\$ 224,308.85
Visalia/Kings, Tulare Counties CoC	\$ 207,354.14
Watsonville/Santa Cruz City & County CoC	\$ 422,308.66
Yuba City & County/Sutter County CoC	\$ 140,509.71

CITY	ALLOCATION
Anaheim	\$ 1,385,224.15
Bakersfield	\$ 537,127.73
Fresno	\$ 1,012,869.44
Long Beach	\$ 764,902.20
Los Angeles	\$ 19,335,937.50
Oakland	\$ 3,239,728.32
Riverside	\$ 1,135,237.64
Sacramento	\$ 2,245,840.09
San Diego *	\$ 3,699,315.81
San Francisco	\$ 3,244,978.44
San Jose	\$ 3,919,820.88
Santa Ana	\$ 1,385,224.15
Stockton	\$ 1,062,543.66

COUNTY	ALLOCATION
Alameda	\$ 1,438,315.56
Alpine	\$ 10,000.00
Amador †	\$ 38,369.43
Butte	\$ 226,989.22
Calaveras †	\$ 33,349.13
Colusa	\$ 10,040.60
Contra Costa	\$ 411,485.19
Del Norte	\$ 32,990.53
El Dorado	\$ 109,908.68
Fresno	\$ 382,080.59
Glenn	\$ 10,219.89
Humboldt	\$ 305,162.44
Imperial †	\$ 253,345.78
Inyo †	\$ 25,997.98
Kern	\$ 238,464.19
Kings	\$ 44,824.09
Lake	\$ 73,152.92
Lassen	\$ 10,000.00
Los Angeles	\$ 10,567,011.44
Madera	\$ 67,594.74
Marin	\$ 185,392.46
Mariposa †	\$ 10,757.78
Mendocino	\$ 140,747.66
Merced	\$ 109,012.20
Modoc	\$ 10,000.00
Mono †	\$ 12,371.45
Monterey	\$ 434,076.54
Napa	\$ 57,733.43
Nevada	\$ 74,408.00
Orange	\$ 1,229,973.17
Placer	\$ 110,625.87
Plumas	\$ 10,000.00
Riverside	\$ 504,002.12
Sacramento	\$ 997,067.17
San Benito	\$ 50,740.88
San Bernardino	\$ 467,425.66
San Diego *	\$ 1,642,354.84
San Francisco	\$ 1,440,646.41
San Joaquin	\$ 471,728.78
San Luis Obispo	\$ 265,896.53
San Mateo	\$ 271,096.13
Santa Barbara	\$ 323,271.37
Santa Clara	\$ 1,740,250.66
Santa Cruz	\$ 388,535.25
Shasta	\$ 148,278.11
Sierra	\$ 10,000.00
Siskiyou	\$ 41,058.87
Solano	\$ 206,370.13
Sonoma	\$ 529,103.62
Stanislaus	\$ 344,786.94
Sutter	\$ 52,533.84
Tehama	\$ 51,637.36
Trinity	\$ 14,164.41
Tulare †	\$ 145,947.25
Tuolumne †	\$ 69,029.11
Ventura	\$ 299,245.66
Yolo	\$ 117,439.13
Yuba	\$ 76,738.85

* Indicates jurisdictions approved to use 2017 PIT counts. All other jurisdiction allocations are based on 2019 PIT counts.

† Indicates jurisdictions expected to redirect allocations to their partnering CoC, large city (if applicable), or county.

No more than 40 percent of the total allocation for CoCs will be awarded to an individual CoC.

No more than 45 percent of the total allocation for cities will be awarded to an individual city.

No more than 40 percent of the total allocation for counties and no less than \$10,000 will be awarded to an individual county.



CALIFORNIA DEPARTMENT OF HOUSING AND COMMUNITY DEVELOPMENT
2017-2018 Emergency Solutions Grants (ESG) Disaster Funding Allocation
Funds Allocated April 3, 2020

Disaster County	AE/BoS	Eligible Awardee(s)	Requested Funding	1. Underfunding Allocation*	2. Pro-Rata Allocation*	Additional Funding Allocation	Current 2018 Contract Award(s)	Amended 2018 Contract Total Award(s)
Butte	BoS	True North Housing Alliance	\$ 499,735	\$ 176,735	\$ 237,229	\$ 413,964	\$ 322,239	\$ 736,203
Butte		Community Action Agency of Butte County, Inc.	\$ 120,000		\$ 88,135	\$ 88,135		\$ 88,135
Lake	BoS	North Coast Opportunities Inc.	\$ 250,000		\$ 131,251	\$ 131,251	\$ 133,900	\$ 265,151
Mendocino	BoS	Mendocino Coast Hospitality Center, Redwood Community Services Inc.	\$ 150,000		\$ 78,751	\$ 78,751	\$ 135,897	\$ 214,648
Napa	BoS	County of Napa	\$ 250,000		\$ 131,251	\$ 131,251	\$ 209,149	\$ 340,400
Nevada	BoS	Advocates for Mentally Ill Housing, Inc.	\$ 350,000		\$ 183,752	\$ 183,752	\$ 100,595	\$ 284,347
Orange	AE	County of Orange	\$ 450,000		\$ 236,252	\$ 236,252	\$ 584,187	\$ 820,439
Sonoma	AE	Sonoma County Community Development Commission	\$ 750,000		\$ 393,754	\$ 393,754	\$ 219,741	\$ 613,495
Yuba	BoS	The Salvation Army Bridges to Housing	\$ 400,000		\$ 210,002	\$ 210,002	\$ 276,198	\$ 486,200
Ventura	AE	County of Ventura	\$ 613,000		\$ 321,828	\$ 321,828	\$ 151,046	\$ 472,874
TOTAL			\$ 3,832,735	\$ 176,735	\$ 2,012,204	\$ 2,188,939		

***Allocation Method**

1. Fund Butte County in the amount underfunded in recent contract as Butte was the only county to experience wildfire disasters in both 2017 and 2018
2. Fund remainder ratably based on amount requested and able to use within 12-18 months and the total amounts requested by all jurisdictions

ACTIVITY	ALLOWABLE ESG AMOUNTS AND PERCENTAGES PER APPLICATION UNDER NONCOMPETITIVE RR SET-ASIDE (unless otherwise noted)
For single-county CoCs, up to two applications may be submitted. For multi-county CoCs, up to three applications may be submitted.	
Rapid Re-Housing	<u>Noncompetitive set-aside</u> : Per allocation, CoC must elect a minimum of 40 percent and a maximum of 50 percent of their BoS formula allocation.
Street Outreach	Up to a maximum of 10 percent of a total application request when requested in combination with RR. The SO activity may be subcontracted to another eligible provider or may be provided directly by the applicant.
Homelessness Prevention	Up to a maximum of 10 percent of a total application request when requested in combination with RR. The HP activity may be subcontracted to another eligible provider or may be provided directly by the applicant.
HMIS	Up to a maximum of 10 percent per application. The HMIS activity may be subcontracted to another eligible provider or may be provided directly by the applicant.
Grant Administration	Local government service providers may request up to \$200 per application for Grant Administration.

Comment from Veronica:

MCHSCoC Membership passed a resolution on July 16, 2018 to use 50% of BOS noncompetitive ESG funds for RRH

Emergency Solutions Grants Program
2020 Balance of State Allocation
CA-509 Time-Line

WHO	WHAT	WHEN
California Department of Housing & Community Development (HCD)	Emergency Solutions Grants Program Balance of State Allocation Notice of Funding Availability	Released: February 28 th , 2020
ESG Applicants	ESG Applications due to the review team! Please email your applications to: wilsonv@mendocinocounty.org	Due: 7:00 AM, April 27 th , 2020
Application Review Team	Review, rate and rank applications. Prepare recommendations for the Board	Due: 3:00 PM, May 13 th , 2020
MCHSCoC Board	Discussion and Action on Application Review Team ESG recommendations.	MCHSCoC meeting, 1:30 PM, May 18 th , 2020
Lead Agency staff	Upload applicant information to ESG website	Friday, May 24 th , 2020
ESG Applicants	ESG Applications DUE by snail mail!	Thursday May 28 th , 2020 by 5 PM

Emergency Solutions Grants Program
2020 Balance of State Allocation
CA-509 Time-Line With Extension

WHO	WHAT	WHEN
California Department of Housing & Community Development (HCD)	Emergency Solutions Grants Program Balance of State Allocation Notice of Funding Availability	Released: February 28 th , 2020
MCHSCoC Administrative Entity	MCHHSA Staff formerly requested 2020 ESG Application Extension to June 30 th , 2020	Submitted: March 20 th , 2020
MCHSCoC Governing Board	Establish MCHSCoC 2020 ESG Ad Hoc Funding Committee to Announce Local Competition and Request for Applications	Released: April 24 th , 2020
ESG Applicants	ESG Applications due to the review team! Please email your applications to: wilsonv@mendocinocounty.org	Due: 7:00 AM, May 18 th , 2020
MCHSCoC 2020 ESG Ad Hoc Funding Committee	Review, rate and rank applications. Prepare recommendations for the Board	Due: 3:00 PM, June 10 th , 2020
MCHSCoC Board	Discussion and Action on Application Review Team ESG recommendations.	MCHSCoC meeting, 1:30 PM, June 15 th , 2020
Lead Agency staff	Upload applicant information to ESG website and snail mail application to HCD	Friday, June 26 th , 2020
ESG Applicants	ESG Applications DUE by snail mail!	Tuesday, June 30 th , 2020 by 5 PM

Appendix A: Estimated BoS Formula Allocation

2020 Estimated BoS Allocation*							
	CoC #	CoC Name	2020 ESG Formula Allocation	40% for RR	Regional Competition after 40% RR	50% for RR	Regional Competition after 50% RR
Bay Area Allocation							
1	507	Marin County CoC	\$169,883	\$67,953	\$101,930	\$84,942	\$84,942
2	517	Napa City & County CoC	\$108,860	\$43,544	\$65,316	\$54,430	\$54,430
3	518	Vallejo/Solano County CoC	\$226,284	\$90,514	\$135,770	\$113,142	\$113,142
4	508	Watsonville/Santa Cruz City & County CoC	\$293,790	\$117,516	\$176,274	\$146,895	\$146,895
			\$798,817	\$319,527	\$479,290	\$399,409	\$399,409
Central and Imperial Valley							
1	521	Davis/Woodland/Yolo County CoC	\$277,307	\$110,923	\$166,384	\$138,654	\$138,654
2	525	El Dorado County CoC	\$134,652	\$53,861	\$80,791	\$67,326	\$67,326
3	613	Imperial County CoC	\$322,956	\$129,182	\$193,774	\$161,478	\$161,478
4	530	Inyo, Mono, Alpine Counties CoC	\$116,104	\$46,442	\$69,662	\$58,052	\$58,052
5	520	Merced City & County CoC	\$295,150	\$118,060	\$177,090	\$147,575	\$147,575
6	515	Roseville/Rocklin/Placer County CoC	\$151,575	\$60,630	\$90,945	\$75,788	\$75,788
7	513	Visalia, Kings, Tulare Counties CoC	\$378,591	\$151,436	\$227,155	\$189,296	\$189,296
8	531	Nevada County CoC	\$142,954	\$57,182	\$85,772	\$71,477	\$71,477
			\$1,819,289	\$727,716	\$1,091,573	\$909,645	\$909,645
Northern							
1	526	Amador, Calaveras, Tuolumne and Mariposa Counties CoC	\$171,612	\$68,645	\$102,967	\$85,806	\$85,806
2	519	Chico/Paradise/Butte County CoC	\$304,091	\$121,636	\$182,455	\$152,046	\$152,046
3	523	Colusa, Glenn, Trinity Counties CoC	\$187,694	\$75,078	\$112,616	\$93,847	\$93,847
4	522	Humboldt County CoC	\$306,258	\$122,503	\$183,755	\$153,129	\$153,129
5	529	Lake County CoC	\$237,135	\$94,854	\$142,281	\$118,568	\$118,568
6	509	Mendocino County CoC	\$234,618	\$93,847	\$140,771	\$117,309	\$117,309
7	516	Redding/Shasta, Siskiyou, Lassen, Plumas, Del Norte, Modoc, Sierra Counties CoC	\$278,461	\$111,384	\$167,077	\$139,231	\$139,231
8	527	Tehama County CoC	\$233,155	\$93,262	\$139,893	\$116,578	\$116,578
9	524	Yuba City & County/Sutter County CoC	\$221,608	\$88,643	\$132,965	\$110,804	\$110,804
			\$2,174,632	\$869,853	\$1,304,779	\$1,087,316	\$1,087,316
		Total	\$4,792,738	\$1,917,095	\$2,875,643	\$2,396,369	\$2,396,369

*Estimates are based on HCD's 2019 ESG allocation. Amounts are subject to award of 2020 ESG funds by HUD to the State, and will be finalized prior to issuance of Standard Agreements to State grantees. Note: Allocations are also subject to change if AEs or CoCs do not continue to participate for 2020.



CITY OF FORT BRAGG
COMMUNITY DEVELOPMENT DEPARTMENT
416 N. FRANKLIN, FORT BRAGG, CA 95437
PHONE 707/961-2827 FAX 707/961-2802

MEMORANDUM

DATE: APRIL 16, 2020
TO: MENDOCINO COUNTY HOMELESS SERVICES CONTINUUM OF CARE
FROM: TABATHA MILLER, CITY MANAGER
SARAH MCCORMICK, HOUSING & ECONOMIC DEVELOPMENT
SUBJECT: The City of Fort Bragg Requests use of HEAP Funds Awarded for The Plateau Project (20 Permanently Supportive Cottages, 25 Affordable Senior Cottages, and 23 Workforce/Family Duplex Units) to Acquire 441 South Street (4.6-acre site composed of APN 018-340-04; 018-340-07; and 018-340-06) for Development of Affordable Housing

On February 3, 2020 the City of Fort Bragg entered into an agreement, effective December 15, 2019, for \$3,000,000 in Homeless Emergency Aid Program (HEAP) funding with Mendocino County Homeless Services Continuum of Care (MCHSCoC). According to the contract, the City is to provide MCHSCoC the following by March 1, 2020:

- Evidence that all financing has been secured
- A finalized project budget that includes all funding sources
- A construction schedule
- A HEAP funding expenditure schedule

Due to COVID-19, the March MCHSCoC Board Meeting agenda was not available to the City to provide this update. An update is provided herein, as well as a request from the City of Fort Bragg to use HEAP funds for the purchase the land at 441 South Street, where the DANCO project is located. There are several advantages to the City owning the land, rather than DANCO. One of which is that the City wishes to develop additional affordable housing on the remaining +/-1.5 acre (66,628 SF) portion of the site that is not being developed by the Plateau Housing Project. DANCO is amenable to this request and we appreciate the MCHSCoC Board consideration of this change.

The price to acquire the land is: \$2.76 Million. Should MCHSCoC be willing to authorize the City to use HEAP funding to purchase the land, MCHSCoC could reallocate the remaining \$240,000 of HEAP program funds in accordance with Executive Order N-32-20 for addressing impacts of COVID-19. According to the Homeless Coordinating and Financing Council COVID-19 FAQ:

HEAP program funds "shall be expended on one-time uses that address homelessness, including, but not limited to, prevention, criminal justice diversion programs to homeless individuals with mental health needs, and emergency aid." (Healthy and Safety section 50214 (a)). While the EO does not substantially change the original flexibility of the

program, the EO allows for the funding to serve the same statutorily-defined target population and to expand HEAP funds to be spent on preparing for and addressing the impacts of the COVID-19 pandemic on homeless individuals. This includes implementing guidance from the Department of Public Health on hand and respiratory hygiene and protective congregate living protocols and providing isolation and quarantine capacity.

Regardless of how MCHSCoC decides on ownership of land, DANCO is situated to move forward as planned. Thank you again for your continued support of this project and consideration of our new request.

As a reminder, the Plateau Housing Project includes three primary components, **for a total of sixty-eight (68) residential units**:

- **20 permanent supportive residential cottages** ranging from 616 to 830 SF, a 3,000 SF common building, walkways and a full size basketball court;
- **25 single-story affordable senior residential cottages** ranging from 616 to 848 SF, a 1,200 SF commons building, a 440 SF common utility buildings and a 276 SF manager's unit, walkways and 29 parking spaces with associated driveway; and
- **23 two-story, workforce/family residential duplex units**, ranging from 1,000 to 1,200 SF (2 and 3 bedrooms), landscaping, playground and 36 covered parking spaces with associated driveways.

[illegible]

1st Year Proforma
Rents
Ft Bragg

Unit Type	AMI Rent	# of Units	Rent Each Unit	Gross Rent	UA Each	Net Rent	Annual Net Rent	
PSH		21		\$ 8,672		\$8,508	102,096	
One Bedrooms	30%	9	364	\$3,276	8	\$3,204	38,448	356
One Bedrooms	40%	9	486	\$4,374	8	\$4,302	51,624	478
Two Bedrooms	30%	1	438	\$438	10	\$428	5,136	428
Two Bedroom	40%	1	584	\$584	10	\$574	6,888	574
Managers Unit		1	0	\$0	0	\$0	0	
Seniors		23		\$ 17,236		\$17,040	204,480	
One Bedrooms	40%	0	486	\$0		\$0	0	
One Bedroom	50%	1	608	\$608	8	\$600	7,200	600
One Bedroom	60%	16	729	\$11,664	8	\$11,536	138,432	721
Two Bedroom	40%	0	584	\$0		\$0	0	
Two Bedroom	50%	2	730	\$1,460	10	\$1,440	17,280	720
Two Bedrooms	60%	4	876	\$3,504	10	\$3,464	41,568	866
Family Units		25		\$ 24,768		\$24,368	292,416	
Three Bedrooms	40%	0	674	\$0		\$0	0	
Three Bedrooms	50%	3	842	\$2,526	16	\$2,478	29,736	826
Three Bedrooms	60%	22	1011	\$22,242	16	\$21,890	262,680	995
		0		\$ -		\$0	0	
		0		\$ -		\$0	0	
		0						
Community Room		1						
Totals		69					598,992	

Based on 2020 FMRs

NOI	Total	Unit
INCOME		
PSH Units	\$ 102,096	\$ 1,480
Senior Housing Units	\$ 204,480	
Workforce Housing Units	\$ 292,416	
Rental Assistance	\$ 118,728	
Secondary Income: Laundry, Cable	\$ 17,940	\$ 260
Rental Vacancy & Collection Loss	\$ (25,742)	5%
Rental Vacancy & Collection Loss on Rental Assistar	\$ (11,041)	5%
EFFECTIVE GROSS INCOME	\$ 698,877	

EXPENSES	Type	Elevator
Operating Expenses	\$ 275,655	\$3,995 Large Family No Rural
Administrative	\$ 10,000	4700
Management	\$ 35,000	
Utilities	\$ 70,000	
Payroll & Payroll Taxes	\$ 63,856	
Insurance	\$ 18,248	
Maintenance	\$ 71,607	
Other Operating Expenses (specify):	\$ 6,944	
Social Services - FTE	\$ 62,000	\$899
Replacement Reserves	\$ 17,250	\$250
TOTAL EXPENSES	\$ 354,905	

Net Operating Income \$ 343,972

DCR	1.1516	1.170	1.190
8% Test	6.15%	6.75%	7.32%
25% Test	15.16%	17.05%	18.95%

Debt \$ 4,780,000 (This only works without Perm Debt #2)

IV. SOURCES AND USES BUDGET - SECTION 1: SOURCES AND USES BUDGET

LAND COST/ACQUISITION	TOTAL PROJECT COSTS		RES. COST	Tax Credit Equity (Federal & State)		Pacific Western City of Fort Bragg	HEAP / City of Fort Bragg Land Loan	Solar Tax Credit Equity	IIG Funds	Developer Loan	SUBTOTAL	70% PVC for New Const/Rehab	30% PVC for Acquisition	Check
	Land Cost or Value	\$2,760,000	2,760,000	\$2,760,000	\$2,760,000	-	-	-	-	-	2,760,000	-	-	
Demolition		\$0		\$0										\$0
Legal		\$0		\$0										\$0
Land Lease Rent Prepayment		\$0		\$0										\$0
Total Land Cost or Value		\$2,760,000	2,760,000	2,760,000		-	-	-	-	-	2,760,000	-	-	\$0
Existing Improvements Value		\$0	-	\$0										\$0
Off-Site Improvements		\$0		\$0										\$0
Total Acquisition Cost		\$0	-	\$0		-	-	-	-	-				\$0
Total Land Cost / Acquisition Cost		\$2,760,000	2,760,000	2,760,000		-	-	-	-	-	2,760,000	-	-	\$0
Predevelopment Interest/Holding Cost		\$0		\$0										\$0
Assumed, Accrued Interest on Existing Debt		\$0		\$0										\$0
Other: (Specify)		\$0		\$0										\$0
REHABILITATION														\$0
Site Work		\$0		\$0										\$0
Structures		\$0	-	\$0										\$0
General Requirements		\$0	-	\$0										\$0
Contractor Overhead		\$0	-	\$0										\$0
Contractor Profit		\$0	-	\$0										\$0
Prevailing Wages		\$0	-	\$0										\$0
General Liability Insurance		\$0	-	\$0										\$0
Other: (Specify)		\$0	-	\$0										\$0
Total Rehabilitation Costs		\$0	-	\$0										\$0
Total Relocation Expenses		\$0		\$0										\$0
NEW CONSTRUCTION														\$0
Site Work		\$3,989,000	3,989,000	\$900,000		\$0			\$3,089,000		3,989,000	\$3,989,000		\$0
Structures		\$10,774,692	10,774,692	\$3,058,741	\$4,780,000		\$2,760,000	\$175,950			10,774,691	\$10,774,691		\$1
General Requirements		\$250,000	250,000	\$250,000	\$0						250,000	\$250,000		\$0
Contractor Overhead		\$300,274	300,274	\$300,273	\$0						300,273	\$300,273		\$1
Contractor Profit		\$1,525,950	1,525,950	\$1,525,950	\$0						1,525,950	\$1,525,950		\$0
Prevailing Wages		\$0		\$0								\$0		\$0
General Liability Insurance		\$215,551	215,551	\$215,550	\$0						215,550	\$215,550		\$1
Other: (Specify)		\$0		\$0								\$0		\$0
Total New Construction Costs		\$17,055,467	17,055,467	6,250,514	4,780,000	-	2,760,000	175,950	3,089,000	-	17,055,464	17,055,464	-	\$3
ARCHITECTURAL FEES														\$0
Design		\$300,000	300,000	\$300,000							300,000	\$300,000		\$0
Supervision		\$150,000	150,000	\$150,000							150,000	\$150,000		\$0
Total Architectural Costs		\$450,000	450,000	450,000		-	-	-	-	-	450,000	450,000	-	\$0
Total Survey & Engineering		\$250,000	250,000	\$250,000							250,000	\$250,000		\$0
CONSTRUCTION INTEREST & FEES														\$0
Construction Loan Interest		\$932,344	932,344	\$932,344							932,344	\$932,344		\$0
Origination Fee		\$162,300	162,300	\$162,300							162,300	\$162,300		\$0
Credit Enhancement/Application Fee		\$45,000	45,000	\$45,000							45,000	\$45,000		\$0
3rd Party Reports		\$20,000	20,000	\$20,000							20,000	\$20,000		\$0
Title & Recording		\$50,000	50,000	\$50,000							50,000	\$50,000		\$0
Property Taxes		\$55,200	55,200	\$55,200							55,200	\$55,200		\$0
Insurance		\$0		\$0								\$0		\$0

IV. SOURCES AND USES BUDGET - SECTION 1: SOURCES AND USES BUDGET

	TOTAL PROJECT COSTS		RES. COST	Tax Credit Equity (Federal & State)		Pacific Western City of Fort Bragg	HEAP / City of Fort Bragg Land Loan	Solar Tax Credit Equity	IIG Funds	Developer Loan	SUBTOTAL		Check
	Inspection Fees	\$20,000		\$20,000							20,000		\$0
	Other	\$0		\$0							-		\$0
	Total Construction Interest & Fees	\$1,284,844	1,284,844	1,284,844	-	-	-	-	-	-	1,284,844		\$0
PERMANENT FINANCING													
	Loan Origination Fee	\$0	-	\$0							-		\$0
	Credit Enhancement/Application Fee	\$5,000	5,000	\$5,000							5,000		\$0
	Title & Recording	\$5,000	5,000	\$5,000							5,000		\$0
	Taxes	\$0		\$0							-		\$0
	Insurance	\$0		\$0							-		\$0
	Other: (Bond Cost of Issuance)	\$170,427	170,427	\$170,427							170,427		\$0
	Syndication Fee	\$35,000	35,000	\$35,000							35,000		\$0
	Total Permanent Financing Costs	\$215,427	215,427	\$215,427							215,427		\$0
	Subtotals Forward	\$22,015,738	22,015,738	11,210,785	4,780,000	-	2,760,000	175,950	3,089,000	-	22,015,735	19,040,308	\$3
LEGAL FEES													
	Lender Legal Paid by Applicant	\$55,000	55,000	\$55,000							55,000		\$0
	Borrowers Attorney	\$65,000	65,000	\$65,000							65,000		\$0
	Total Attorney Costs	\$120,000	120,000	120,000	-	-	-	-	-	-	120,000		\$0
RESERVES													
	Rent Reserves	\$30,000	30,000	\$30,000							30,000		\$0
	Capitalized Rent Reserves	\$0	-	\$0							-		\$0
	Required Capitalized Replacement Reserve	\$0		\$0							-		\$0
	3-Month Operating Reserve	\$88,726	88,726	\$88,726							88,726		\$0
	Other: (Specify)	\$0		\$0							-		\$0
	Total Reserve Costs	\$118,726	118,726	118,726	-	-	-	-	-	-	118,726		\$0
APPRAISAL													
	Total Appraisal Costs	\$10,000	10,000	\$10,000							10,000		\$0
	Total Contingency Cost	\$852,773	852,773	\$852,773							852,773		\$0
OTHER PROJECT COSTS													
	TCAC App/Allocation/Monitoring Fees	\$39,828	39,828	\$39,827							39,827		\$1
	Environmental Audit	\$7,000	7,000	\$7,000							7,000		\$0
	Local Development Impact Fees	\$722,035	722,035	\$472,035	250,000						722,035		\$0
	Permit Processing Fees	\$316,462	316,462	\$316,462							316,462		\$0
	Capital Fees	\$0		\$0							-		\$0
	Marketing	\$0		\$0							-		\$0
	Furnishings	\$40,000	40,000	\$40,000							40,000		\$0
	Market Study	\$7,500	7,500	\$7,500							7,500		\$0
	Accounting/Reimbursable	\$20,000	20,000	\$20,000							20,000		\$0
	Soft Cost Contingency	\$112,287	112,287	\$112,287							112,287		\$0
	Other: Predevelopment Interest	\$115,000	115,000	\$115,000							115,000		\$0
	Other: (Specify)	\$0		\$0							-		\$0
	Other: (Specify)	\$0		\$0							-		\$0
	Other: (Specify)	\$0		\$0							-		\$0
	Other: (Specify)	\$0		\$0							-		\$0
	Total Other Costs	\$1,380,112	1,380,112	1,130,111	-	250,000	-	-	-	-	1,380,111	1,340,284	\$1
	SUBTOTAL PROJECT COST	\$24,497,349	24,497,349	13,442,394	4,780,000	250,000	2,760,000	175,950	3,089,000	-	24,497,344	21,363,365	\$4
DEVELOPER COSTS													
	Developer Costs	\$3,172,505	3,172,505	\$703,990	\$0					\$2,468,514	3,172,504	\$3,172,505	\$1

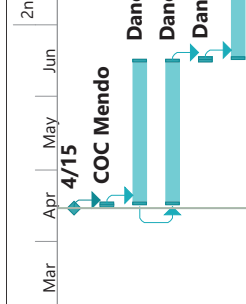
IV. SOURCES AND USES BUDGET - SECTION 1: SOURCES AND USES BUDGET

TOTAL PROJECT COSTS	RES. COST	Tax Credit Equity (Federal & State)		Pacific Western City of Fort Bragg	HEAP / City of Fort Bragg Land Loan	Solar Tax Credit Equity	IIG Funds	Developer Loan	SUBTOTAL	70% PVC for New Const/Rehab	30% PVC for Acquisition	Check
Consultant/Processing Agent	\$32,000	\$32,000	\$0						32,000	\$32,000		\$0
Project Administration	\$0	\$0							-	\$0		\$0
Broker Fees Paid to a Related Party	\$0	\$0							-	\$0		\$0
Construction Oversight by Developer	\$0	\$0							-	\$0		\$0
Other: (Specify)	\$0	\$0							-	\$0		\$0
Total Developer Costs	\$3,204,505	735,990	-	-	-	-	-	2,468,514	3,204,504	3,204,505	-	\$1
TOTAL PROJECT COST	\$27,701,854	14,178,384	250,000	2,760,000	175,950	3,089,000	2,468,514	27,701,848	24,567,869			\$5
Note: Syndication Costs shall NOT be included as a project cost.												
Calculate Maximum Developer Fee using the eligible basis subtotals.												
DOUBLE CHECK AGAINST PERMANENT FINANCING TOTALS:												
		\$14,178,389	\$4,780,000	250,000	\$2,760,000	\$175,950	\$3,089,000	\$2,468,514	Total Eligible Basis:			
		(5)	-	-	-	-	-	-	(0)			
									\$24,567,869			
									\$0			

Notes

Minimum Construction Costs for Rehab - The higher of \$40,000 in hard construction costs per unit or 20% of the adjusted basis of the building

ID	Task Mode	Task Name	Duration	Start	Finish	Predecessors	Resource Names	Mar	Apr	May	Jun	2n
1		CDLAC Award	0 days	Wed 4/15/20	Wed 4/15/20		CDLAC Board Meeting					
2		COC Board Meeting	1 day	Thu 4/16/20	Fri 4/17/20	1FS+0.67 days	COC Mendo					
3		Investor / Lender Procurement	60 days	Fri 4/17/20	Tue 6/16/20	2	Danco/RJ/Pac West					
4		Architecture Design Development	60 days	Fri 4/17/20	Tue 6/16/20	3SS	Danco / Mcorley					
5		CDLAC LOI/Term Sheet Execution Due	1 day	Tue 6/16/20	Wed 6/17/20	4	Danco					
6		Architecture CD's	120 days	Wed 6/17/20	Thu 10/15/20	5	McSorley Architecture					
7		Permitting	60 days	Thu 10/15/20	Mon 12/14/20	6	City of Fort Bragg					
8		Construction Loan Closing	1 day	Mon 12/14/20	Tue 12/15/20	7	Working Group.					
9		Construction Start	1 day	Mon 1/4/21	Tue 1/5/21		Danco Builders					
10		Construction	485 days	Tue 1/5/21	Thu 5/5/22	9	Danco Builders					
11		Lease up	90 days	Sun 3/6/22	Sat 6/4/22	10FS-60 days	Danco Property MGT					
12		Stabilization	1 day	Sat 6/4/22	Sun 6/5/22	11	Danco Property MGT					



Project: Project1
Date: Wed 4/15/20

Task

Split

Milestone

Summary

Project Summary

Inactive Task

Inactive Milestone

Inactive Summary

Manual Task

Duration-only

Manual Summary Rollup

Manual Summary

Start-only

Finish-only

External Tasks

External Milestone

Deadline

Progress

Manual Progress



The Plateau – Fort Bragg, CA – Funding Application Timeline

1. September 2016 – Awarded \$250,000 from City of Fort Bragg

This funding was the kickoff to the project. The City of Fort Bragg was very excited to have the Cottages at Cypress open up and loved the project. This was the start of a new desired project.

2. January 2018 – Applied for HCD's IIG Program

HCD's Infill Infrastructure Grant program came out and we applied for funds to build infrastructure such as roads, sidewalks, urban greening and utility connections that are a condition of this project.

3. December 2018 – HEAP Application completed by City of Fort Bragg (awarded)

This funding was the first major win for the project, also pioneered by the City of Fort Bragg. Danco worked with the City's Community Development department to apply for this fund and were awarded. This fund is crucial to getting this project off the ground since Tax Credit and other funding sources need to see sizeable local funding dedicated to the project to win in this competitive funding climate.

4. March 2019 – Applied for CDCMC's Project-Based Voucher program (awarded)

Another huge win for this project. Danco applied for the CDCMC's allotment of project-based rental assistance as we realized that the City's and HEAP funds were not enough to win the competitive funding process at TCAC and other funds.

5. March 2019 – Applied for 1st Round 9% Tax Credits

25.138% tie breaker was not enough to win the competition.

6. July 2019 – Applied for 2nd Round 9% Tax Credits

31.383% tie breaker was not enough to win the competition. Danco cut down on construction costs to get the tie breaker higher. We were not able to use the PBV allocation in the tie breaker calculation because NEPA hadn't been completed at that time. Now NEPA approval isn't necessary to count PBVS in the tie breaker.

7. November 2019 – Applied for 4% Tax Credits & State Credits

Danco applied for the new \$500 million in State Credits 4% tax credit round and wasn't successful. The program was heavily oversubscribed.

8. February 2020 – Applied for HCD's IIG Program

Application currently pending.

9. February 2020 – Applied for 4% Tax Credits

Application is currently being recommended for approval at the April allocation meeting.

10. March 2020 – Applied for 1st Round 9% Tax Credits

Danco applied to the 9% program with a new tie breaker of 32.886% as we were able to use the PBVs in the calculation. Application was withdrawn because we are expecting an award from the February 4% application.

April 16, 2020

Mendocino County Homeless Services Continuum of Care COVID Funding \$152,982.14 Update

The purpose of this report is to document the decision made at the April 2, 2020, Special Meeting of the Mendocino County Homeless Services Continuum of Care Board, share our progress to date, and communicate our immediate future goals and objectives.

Our decision: It was determined as this is emergency COVID money, provided in direct support of the pandemic; it needs to be used for the most urgent need of the most vulnerable Mendocino County residents currently without housing, and experiencing homelessness.

The combined efforts of many who serve the homeless has resulted in over 100 people being housed in local motels. As we try to determine what it will cost to keep these folks housed in motels, we realize we may slightly exceed our \$152,983.14 COVID funds. We have reviewed this situation with Tammy Moss Chandler, and she agrees keeping the most vulnerable housed in motels is our most important objective. Tammy encourages us to stay on this path, and promises to work with us as we endeavor to do more than keep these folks in motels.

As you know, the COVID 19 Pandemic has us all in uncharted territory, and trying to foresee the future is fraught with huge challenge. Sometimes crisis sharpens our focus and resolve. It is often the best way to change hearts and minds. We would like to propose that this “motel voucher” housing program include common assessment and data gathering across the folks we are serving. As we discussed in our Special Board Meeting, our true objective is to get as many of these folks housed as possible. We are hoping the assessment process will help to identify the barriers we may be able to help the individuals overcome. Another important aspect of this work will be communicating our learning and results. We have all experienced dissention, often based on more emotion than factual information. With this project we have the opportunity to begin to change community perception.

In conclusion:

1. We are supportive of the motel voucher program currently underway and want to utilize our \$152,982.14 to fully fund it.
2. We want to implement a common assessment tool to help us better understand the need and identify barriers we may be able to impact.
3. We want to provide information (education) to our county-wide stakeholders in hopes of improving understanding and enlarging our base of support for homeless services.