

**Mendocino County
Behavioral Health and Recovery Services**

**MOBILE OUTREACH AND PREVENTION SERVICES (MOPS) MONTHLY REPORT
SEPTEMBER 2019**

Below is the details for month of September MOPS report

Total number of clients served in September – 57 (Active-50, Closed-7)

Total number of contacts – 121

Average number of contacts in September – 2.1/client (Number of client contacts varies based on the client's need. A few clients were contacted up to 18 times vs. a few clients were never contacted in September 2019).

Number of new referrals in September: 4

Total number of **homeless** clients served in September: 6

Geographical breakdown:

Area	Total No. of clients	New referrals
North County	21	1
South Coast	21	3
Anderson Valley and Ukiah surrounding Area	15	0

North County	South Coast	Anderson Valley and Ukiah Surrounding Area
Branscomb, Covelo, Dos Rios, Laytonville, Leggett, Piercy, Westport	Albion, Elk, Gualala, Little River, Manchester, Mendocino, Point Arena	Boonville, Comptche, Hopland, Navarro, Philo, Potter Valley, Yorkville, Redwood Valley

Gender	
Male	31
Female	26

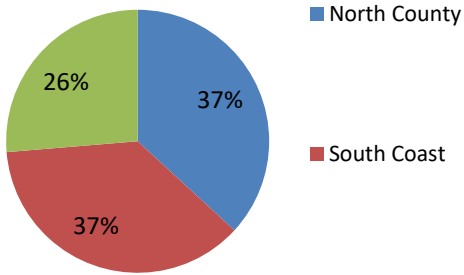
Age	
Under 18	0
18-25	8
26-59	32
60+	10
Unknown	7

Ethnicity	
Latino	2
Native American	14
White/Caucasian	21
Unknown	18
German	1
African American	1

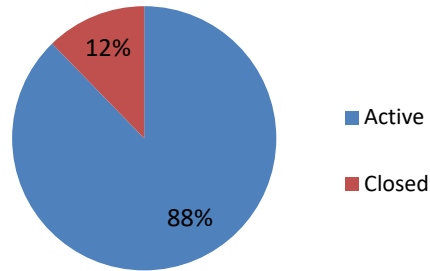
Referral Sources	
Community/Resources Center	13
Law Enforcement	15
Community/Family Member	18
APS	1
Medical Provider	7
Crisis	3

Discharge Disposition (Closed Cases)	
Declined Services	2
Referred to SMI	1
In Jail	0
Linked to Local Resources	2
Other (LPS, Deceased, Transient, Unknown, etc.)	2

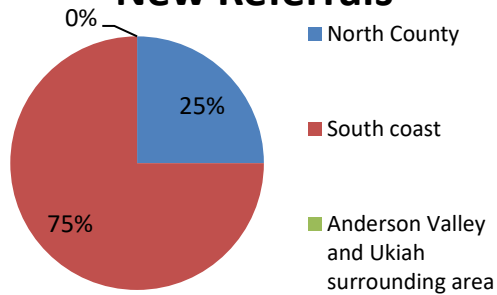
Total Clients Served



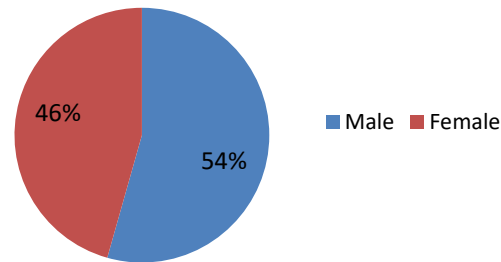
Active/Closed Cases



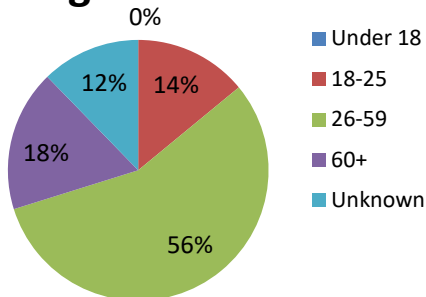
New Referrals



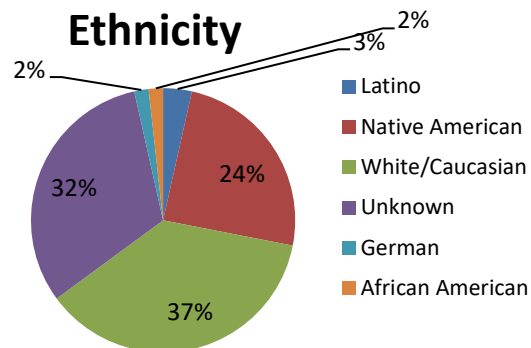
Gender



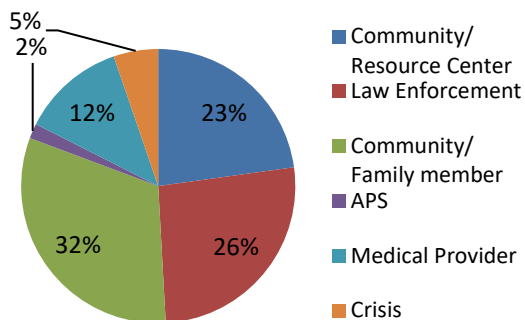
Age



Ethnicity



Referral Sources



Discharge Disposition

