

**Mendocino County
Behavioral Health and Recovery Services**

**MOBILE OUTREACH AND PREVENTION SERVICES (MOPS) MONTHLY REPORT
OCTOBER 2019**

Below is the details for month of October MOPS report

Total number of clients served in October – 51 (Active-42, Closed-9)

Total number of contacts – 174

Average number of contacts in October – 3.4/client (Number of client contacts varies based on the client's need. A few clients were contacted up to 18 times vs. a few clients were never contacted in October 2019).

Number of new referrals in October: 4

Total number of **homeless** clients served in October: 6

Geographical breakdown:

Area	Total No. of clients	New referrals
North County	16	0
South Coast	23	4
Anderson Valley and Ukiah surrounding Area	12	0

North County	South Coast	Anderson Valley and Ukiah Surrounding Area
Branscomb, Covelo, Dos Rios, Laytonville, Leggett, Piercy, Westport	Albion, Elk, Gualala, Little River, Manchester, Mendocino, Point Arena	Boonville, Comptche, Hopland, Navarro, Philo, Potter Valley, Yorkville, Redwood Valley

Gender	
Male	24
Female	27

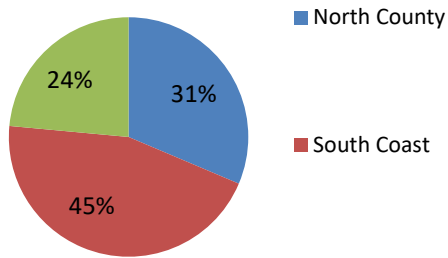
Age	
Under 18	0
18-25	7
26-59	26
60+	10
Unknown	8

Ethnicity	
Latino	3
Native American	11
White/Caucasian	21
Unknown	15
African American	1

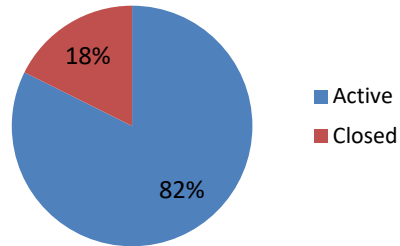
Referral Sources	
Community/Resources Center	14
Law Enforcement	13
Community/Family Member	16
APS	1
Medical Provider	5
Crisis	2

Discharge Disposition (Closed Cases)	
Declined Services	0
Referred to SMI	2
In Jail	1
Linked to Local Resources	3
Other (LPS, Deceased, Transient, Unknown, etc.)	3

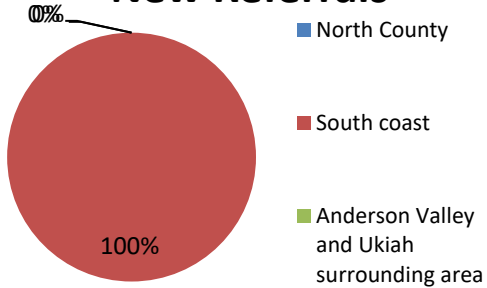
Total Clients Served



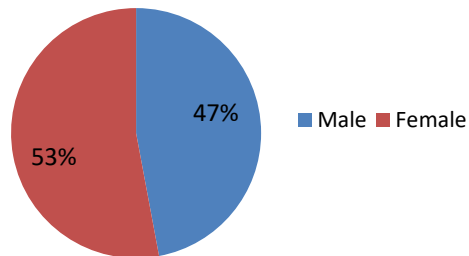
Active/Closed Cases



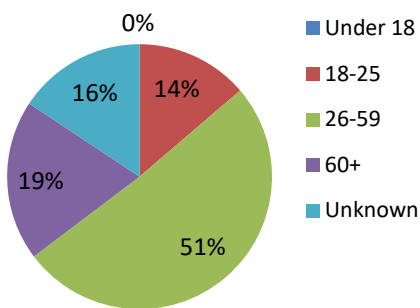
New Referrals



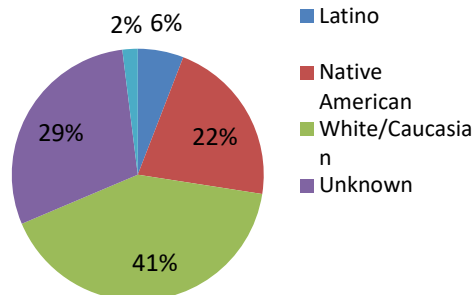
Gender



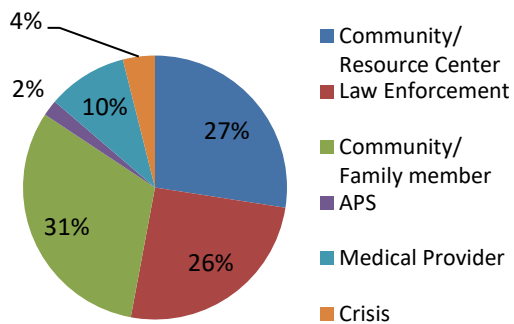
Age



Ethnicity



Referral Sources



Discharge Disposition

