

**Mendocino County
Behavioral Health and Recovery Services**

**MOBILE OUTREACH AND PREVENTION SERVICES (MOPS) MONTHLY REPORT
DECEMBER 2019**

Below is the details for month of December MOPS report

Total number of clients served in December – 45 (Active-39, Closed-6)

Total number of contacts – 136

Average number of contacts in December – 3/client (Number of client contacts varies based on the client's need. A few clients were contacted up to 13 times vs. a few clients were never contacted in December 2019).

Number of new referrals in December: 2

Total number of **homeless** clients served in December: 4

Geographical breakdown:

Area	Total No. of clients	New referrals
North County	13	2
South Coast	23	0
Anderson Valley and Ukiah surrounding Area	9	0

North County	South Coast	Anderson Valley and Ukiah Surrounding Area
Branscomb, Covelo, Dos Rios, Laytonville, Leggett, Piercy, Westport	Albion, Elk, Gualala, Little River, Manchester, Mendocino, Point Arena	Boonville, Comptche, Hopland, Navarro, Philo, Potter Valley, Yorkville, Redwood Valley

Gender	
Male	22
Female	23

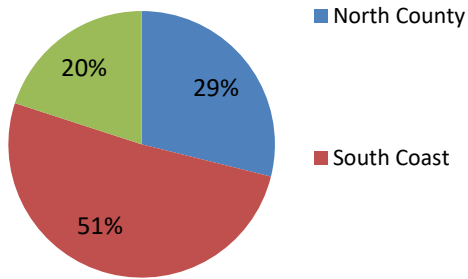
Age	
Under 18	0
18-25	5
26-59	21
60+	11
Unknown	8

Ethnicity	
Latino	4
Native American	10
White/Caucasian	22
Unknown	8
African American	1

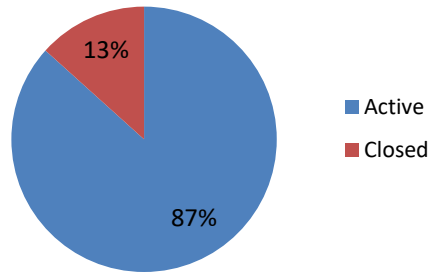
Referral Sources	
Community/Resources Center	14
Law Enforcement	10
Community/Family Member	13
APS	1
Medical Provider	5
Crisis	2

Discharge Disposition (Closed Cases)	
Declined Services	0
Referred to SMI	0
In Jail	0
Linked to Local Resources	2
Other (LPS, Deceased, Transient, Unknown, etc.)	2

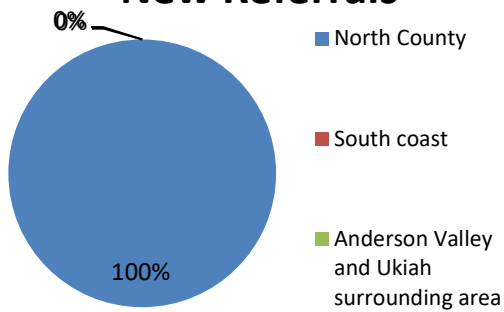
Total Clients Served



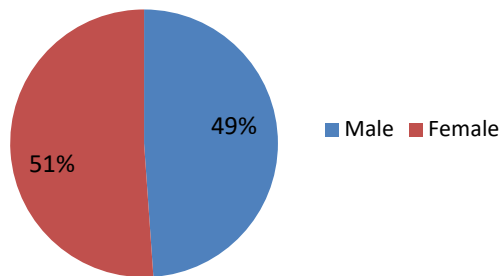
Active/Closed Cases



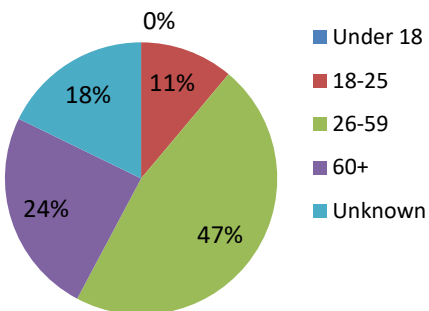
New Referrals



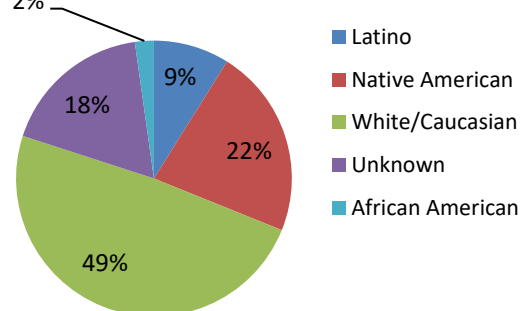
Gender



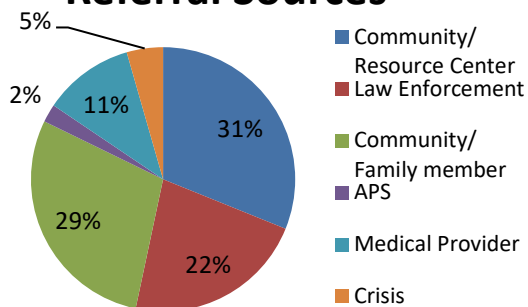
Age



Ethnicity



Referral Sources



Discharge Disposition

