



# COUNTY OF MENDOCINO

State of California

**FY 2019-20**  
**PROPOSED BUDGET**  
May 24, 2019



# COUNTY OF MENDOCINO

FY 2019-20

PROPOSED BUDGET

Prepared By:

Chief Executive Officer  
Carmel J. Angelo

Auditor-Controller  
Lloyd Weer



## TABLE OF CONTENTS

Proposed Budget Hearing Schedule.....	2
Introduction & Budget Process Overview .....	3
Legislative Update.....	7
Summary of Changes from FY 2018-19.....	10
CEO Proposed Budget Recommendations.....	20
Labor Update & Position Allocation Table Changes .....	22
Capital Improvement Plan (CIP) .....	25
IT Master Plan .....	30
Grants.....	32
BU 1000 Non-Departmental Revenue Projections .....	Exhibit A
FY 2018-19 Projected Year-End Fund Balance .....	Attachment A
FY 2019-20 Proposed Budget Adjustments from Submitted to Proposed .....	Attachment B
Net County Cost (NCC) Summary Table .....	Attachment C
Use of Fund Balance in Proposed Budget.....	Attachment D
Position Allocation Table Changes .....	Attachment E
Capital Improvement Plan (CIP) Worksheet .....	Attachment F
FY 2019-20 Fixed Assets & Structural Improvements.....	Attachment G
FY 2019-20 Proposed Budget Operating Transfers .....	Attachment H
IT Master Plan Budget and Project Detail .....	Attachment I
Community Partner Contracts .....	Attachment J
Proposed Budget Details (Schedules 1-4) .....	See Fund Summaries
Proposed Budget Details (Schedules 9s, 10s & 15s) .....	See BU Detail by Department

**FY 2019-20 Proposed Budget Public Hearing**  
**June 4 - 5, 2019**  
**Department Presentation Schedule**

<b>Tuesday – June 4th</b>	<b>Wednesday – June 5th</b>
<p style="text-align: center;"><b>-- Morning --</b></p> <p><b>Executive Office Budget Overview – 9:15</b></p> <ul style="list-style-type: none"> <li>• 9:30 – County Counsel</li> <li>• 9:45 – Human Resources</li> <li>• 10:00 – Capital Improvement Plan, Facilities &amp; Fleet</li> <li>• 10:30 – Fire Recovery</li> </ul> <p><b>Break 10:45</b></p> <ul style="list-style-type: none"> <li>• 11:00 – Agriculture</li> <li>• 11:15 – Transportation</li> <li>• 11:30 – Cannabis</li> </ul> <p style="text-align: center;"><b>-- Afternoon --</b></p> <ul style="list-style-type: none"> <li>• 1:30 – Planning and Building Services</li> <li>• 2:30 – Public Defender/Alternate Defender</li> <li>• 3:00 – District Attorney</li> <li>• 3:15 – Probation/Juvenile Hall – Community Corrections Partnership (CCP)</li> </ul> <p><b>Break 3:45</b></p> <ul style="list-style-type: none"> <li>• 4:00 – Sheriff/Jail</li> </ul>	<p style="text-align: center;"><b>-- Morning --</b></p> <p><b>Departmental Updates – Impact Overview</b></p> <ul style="list-style-type: none"> <li>• 9:15 – Health &amp; Human Services Agency</li> <li>• 10:15 – Water Agency</li> </ul> <p><b>Break 10:30</b></p> <p><b>Other</b></p> <ul style="list-style-type: none"> <li>• 10:45 – Additional Funding Priorities</li> <li>• 11:15 – Unanswered Questions &amp; Budget Deliberations</li> </ul> <p style="text-align: center;"><b>-- Afternoon --</b></p> <p><b>Budget Deliberations Continued – 1:30</b></p>

**Department Presentations Will Cover:**

- Total Budget with significant budget changes from prior year
- Total staffing
- Efficiencies, cost savings, and metrics
- Board of Supervisor Q&A

## INTRODUCTION

This Fiscal Year (FY) 2019-20 Proposed Budget Report contains the FY 2018-19 projected fund balance, as estimated by Departments for the FY 2018-19 3<sup>rd</sup> Quarter Report in May, and a Summary of Adjustments recommended by the Chief Executive Officer (CEO). Also included is the FY 2019-20 Proposed Budget Summary, which contains the Auditor-Controller's projected revenue figures, the CEO's recommended adjustments, and a variety of other updates. At the end of the Budget Hearings to be held on June 4<sup>th</sup> and 5<sup>th</sup>, it is requested that the Board of Supervisors adopt the CEO's recommendations included in this document. The CEO and Auditor-Controller will make any revisions directed by the Board of Supervisors to the Proposed Budget, and the FY 2019-20 budget will be presented for formal adoption on June 18, 2019.

## BUDGET PROCESS OVERVIEW

Government Code § 29062 requires the Board of Supervisors to approve an Adopted Budget, on or before June 30<sup>th</sup> of each year. In January, the Board of Supervisors directed staff to prepare a budget for the Board of Supervisors to adopt in June. This process included three public workshops to allow the Board of Supervisors additional input into the budget process prior to development of the Proposed Budget. Once the Board of Supervisors considers the Proposed Budget and directs any changes, the budget will be presented for formal adoption by the Board of Supervisors on June 18<sup>th</sup>, which will provide the legal spending authority to the County for the new fiscal year. When the Auditor-Controller closes the books on the 2018-19 fiscal year and reports the final fund balance and reserve adjustments, the CEO will bring forward any additional adjustments that may be required as part of the FY 2019-20 1<sup>st</sup> Quarter review.

A recap of Mendocino County's Budget Process for the FY 2019-20 Proposed Budget: On March 6<sup>th</sup>, budget instructions for FY 2019-20 were issued by the Executive Office and distributed to County Departments at a Budget Kick-off Meeting. At this meeting, Departments were assigned a Net County Cost (NCC). The NCC for a Department is identified by taking the annual expenditures of a Department and subtracting the annual revenues derived by that Department. Most Departments operate at a loss and require infusions of discretionary general fund dollars in order to maintain services. Primarily property tax, sales tax, and transient occupancy tax revenues finance these infusions of revenue, referred to as NCC. The pool from which the County provides these monies is limited, and is annually adopted in the County's budget as Budget Unit 1000, known as Non-Departmental Revenue. An update on these funds is represented in Exhibit A of this document. Departments were instructed to submit a balanced budget. The instructions included a process to request additional funding necessary to maintain current levels of service and a process to request funding for new expenses. Departments were required to provide detailed information related to requests for fixed assets, facility modifications, and additional staffing requests. This ultimately resulted in additional requests for funding of approximately \$10,135,000 over NCC assignments or 16.7%.

### FY 2019-20 Budget Development Calendar

Board Related Dates in **Bold**

- **January 8, 2019 – Resolution 19-003 regarding budgetary authority**
- February 2019 – Departments submit 2<sup>nd</sup> Quarter Mid-Year Projections
- February 2019 – Departments submit Facility Modification and Fixed Assets Requests to Facilities and Fleet
- March 6, 2019 – FY 2019-20 Department Budget Kick Off Meeting
- **March 26, 2019 – FY 2018-19 Mid-Year (2<sup>nd</sup> Quarter) Budget Report & FY 2019-20 Budget Planning Workshop**
- March 2019 – Budget Instructions and Net County Cost Assignments distributed
- March - April 2019 – Deadlines for Departmental submissions, budget & grant narrative submissions; Executive Office/Auditor-Controller Budget Conferences
- April 4-5, 10-11, - 2019 Department Budget Conferences
- **April 16, 2019 – FY 2019-20 Budget Planning Workshop**
- **May 7, 2019 – FY 2018-19 3<sup>rd</sup> Quarter Report & FY 2019-20 Budget Planning Workshop**
- May 24, 2019 – CEO Recommendations for Proposed Budget Published
- **June 4-5, 2019 – Final Budget Hearings for FY 2019-20**

Budget conferences with each department were held during the month of April. Executive Office and Auditor-Controller's Office staff met with representatives from each Department to review their budget requests, discuss their unique needs and concerns, and to review impacts and/or requests for additional funding. Department Heads were proactive, and together were able to identify a number of solutions to ultimately prepare a balanced FY 2019-20 budget.

Upon the conclusion of budget conferences, the Executive Office staff continued to analyze requests for additional funding by comparing requests to prior year funding levels, requesting additional meetings with Department staff to develop a better understanding of their critical operational needs, and working with the Auditor-Controller's Office and the Executive Office/Facilities & Fleet Division on requests for vehicles, equipment, and facility modifications. After considering each Department request and based on the FY 2018-19 3<sup>rd</sup> Quarter projections for General Fund balance available for financing in FY 2019-20, a list of proposed funding level changes was developed and is included in this report. The adjustments entitled "FY 2019-20 Proposed Budget Adjustments" are based on impact statements from the Department's submitted budgets with focus on salary and benefit increases from FY 2018-19.

The Proposed Budget presented for the Board of Supervisor's consideration is a balanced budget, as required by California Government Code § 29009, based on all currently available information. The budget is balanced in accordance with State code and one-time funding of \$1,608,825 from FY 2018-19 will be used to fund one-time operational expenses in FY 2019-20. Every year the County works to produce a budget that is balanced between the needs of our community and the revenue reality that is presented. All decisions and policies are solely the responsibility of the Board of Supervisors. The Chief Executive Officer serves as the administrative officer designated by the Board of Supervisors to advise and administer Board of Supervisors direction in fulfilling the requirements of GC § 29009.

Total proposed Budget Unit 1000 (Non-departmental Revenue) available as of March 31, 2019, is \$72,886,000, with special fund allocations of: \$1,507,439 to Debt Service, \$3,693,000 to Transportation and \$1,352,771 to Library, leaving \$66,332,790 for allocation to General Fund Departments for their Net County Cost (NCC) assignment. As stated in Attachment C, the total proposed Net County Cost for General Fund Departments is \$64,581,781. **The projected closeout of FY 2018-19 provides \$1,751,009 fund balance available for FY 2019-20.**

### **Proposed Budget Guidelines, Goals, & Priorities**

During the budget planning workshops held on March 23, April 26, and May 7, 2019, the Board of Supervisors recommitted to the following:

#### **Budget Guidelines:**

- Maintain current levels of service
- Invest in County infrastructure
- Focus on financial sustainability and identify cost savings whenever possible

#### **Goals & Priorities:**

- **Fiscal Stability**
  - Debt mitigation and elimination are a priority
  - New Jail Additional Costs Unknown
  - Overall Facilities improvements – Roofs
  - ADA Transition Plan
  - Facility Energy Efficiency Projects
  - Information Technology Infrastructure
- **Financial Sustainability**
  - Maintain the reserve policy
  - One-time revenue will not be used for on-going expenses
  - Cannabis Program Sustainability
  - Juvenile Hall/Probation Sustainability

- **Organizational Development**
  - Investing in the Organization’s future through the Leadership Initiative, succession planning, and recruitment and retention practices.
  - Identify and measure departmental performance metrics, including the balancing of location-based provision of county services.
  - Operational Efficiencies
  - Employee Salaries
  - KOFF Study
  - Sheriff Office’s Staffing for new mandated transparency reporting
  - IT Master Plan
  - Facility Preventative Maintenance
- **Investment in Roads**
- **Economic/Business Development**
  - Support New Housing Development
  - Broadband
  - Grant Writer Program
  - Use of Solar
  - Electric Vehicle Replacement
- **Support for Emergency Services**
  - Staffing support for Local Emergency Medical Services
  - Explore Emergency Medical Services Joint Powers Authority
  - ***Disaster Recovery and Resiliency***
    - Emergency Preparedness
    - Emergency Access Routes
- **Local Homeless Issues**
  - Implementation of Marbut Report
- **Support Community Partners**
  - Fire Districts
  - Fire Safe Awareness/Forest Management
  - Potter Valley Water Project
  - Climate Action Committee
  - County Service Area 3
  - Other Special Districts/Agencies

In keeping with the fiscal management guidelines, goals, and priorities directed by the Board of Supervisors, the Executive Office has continued to focus on fiscal prudence and management while striving to implement the Board of Supervisors’ goals and priorities as mentioned above.

\*Please refer to page 6 for a detailed list of Proposed – Unfunded Budget Priorities for FY 2019-20.

**\*Proposed - Unfunded Budget Priorities for FY2019-20**

		CEO Adjustments	BOS Priorities	Deferred	CEO Recommendations
<b>Financial Sustainability</b>	\$ 4,514,100	\$ 2,700,000	\$ 240,000	\$ 1,574,100	\$ -
• Cannabis Program Sustainability (Countywide impact)	\$ 800,000			\$ 800,000	
• Juvenile Hall Sustainability	\$ 2,100,000	\$ 2,100,000			
• Probation Sustainability	\$ 460,000		\$ 200,000	\$ 260,000	
• Facilities - Preventative Maintenance (policy 33) Project to use FY18/19 carryforward Courthouse settlement	\$ 254,100	\$ 100,000		\$ 154,100	
• ADA Transition Plan	\$ 400,000		\$ 40,000	\$ 360,000	
• Additional New Jail Costs (1.8M total est.) Project to use FY18/19 carryforward	\$ 500,000	\$ 500,000			
<b>Organizational Development</b>	\$ 9,150,000	\$ 553,295	\$ 5,118,000	\$ -	\$ 1,651,009
• Operational efficiencies	- TBD -				
* Data driven decisions					
• Employee Salaries & Labor Negotiations	\$ 5,000,000		\$ 5,000,000		\$ 1,533,009
* KOFF Study					
• Sheriff Office - Mandate for Transparency (staffing request)	\$ 150,000		\$ 118,000		\$ 118,000
• IT Master Plan (ongoing funding needed) Project to use FY18/19 carryforward	\$ 4,000,000	\$ 553,295			
• Broadband Development				XXX	
<b>Economic/Business Development</b>	\$ 780,000	\$ -	\$ -	\$ -	\$ -
• Solar / estimate to be covered by savings	- NET 0 -				
• Vehicle replacement (electric)	\$ 780,000				
<b>Support for Emergency Services</b>	\$ 3,000,000	\$ 500,000	\$ 2,000,000	\$ 500,000	\$ -
• Local Emergency Medical Services, Staffing Support	\$ 500,000			\$ 500,000	
• Disaster Recovery and Resiliency Project to use FY18/19 carryforward	\$ 2,500,000	\$ 500,000	\$ 2,000,000		
* Emergency Preparedness (500K cameras FY 19/20)					
* Emergency Access Routes					
<b>Support Community Partners</b>	\$ 555,512	\$ -	\$ 440,512	\$ 115,000	\$ 100,000
• Potter Valley Water (FERC project #77)	\$ 150,000		\$ 150,000		\$ 100,000
• Climate Action Committee	\$ 110,512		\$ 110,512		
• Fire Safe Awareness/Forest Management	\$ 145,000		\$ 145,000		
• County Service Area 3 (CSA3)	\$ 150,000		\$ 35,000	\$ 115,000	\$ -
<b>Estimated Annual Cost:</b>	\$ 17,999,612	\$ 3,753,295	\$ 7,798,512	\$ 2,189,100	\$ 1,751,009
• Unfunded Department NCC requests	\$ 1,556,151	\$ -	\$ -	\$ -	\$ -
* Agriculture, Alternate Defender, Public Defender, Cannabis, Probation					
<b>Total Estimated Annual Cost:</b>	\$ 19,555,763	\$ 3,753,295	\$ 7,798,512	\$ 2,189,100	\$ 1,751,009



### **State Budget Update**

On May 9, 2019, Governor Newsom released the May Revision to his 2019-20 January budget proposal. Governor Newsom reemphasized his commitment to dedicate most surplus funds to reserves and one-time spending, with targeted ongoing investments in priority areas, noting that a recession could cost the State's General Fund \$70 billion over three fiscal years. The proposed FY 2019-20 budget proposes a \$147 billion General Fund budget and \$214 billion in all funds and transfers, which largely reflects the increase in anticipated surplus compared to the Governor's January budget proposal. In the May Revision, the Governor proposes allocating an additional \$1.4 billion to pay down the State's unfunded liabilities and debt for a total of \$15 billion.

### **Fiscal Outlook**

The Governor's May Revision emphasizes the intensified risk to California's economic outlook due to several factors including:

- Policy action by the federal government that may undermine California's globally competitive industries, including agriculture and technology
- Slowing rates of global growth
- Federal deficits
- Challenges for young Californians that will have long-lasting impacts, including falling home ownership rates and increased student loan burdens
- Increasing frequency of natural disasters
- An increasingly aging population

Overall, the sales and use tax forecast is slightly lower (\$360 million) across the current year and the budget year compared to previous estimates, which is mostly due to slower growth in taxable capital investments than was expected after the federal tax cuts. Other factors include lower-than-expected cannabis sales and higher-than-expected use of the manufacturing exemption. The expanded application of sales and use taxes to online marketplaces, as required by the recently passed AB 147, was factored into the Governor's January budget. The May Revision expects property tax revenues to grow by 6.5 percent in 2019-20, after growing by 6.1 percent in 2018-19.

### **Emergency Preparedness and Response**

The Governor's May Revision expands on his January commitment to invest in California's overall resiliency to disaster. The May Revision includes an additional \$39.9 million in General Fund spending directed to a number of different departments that have a role in disaster preparedness and response. The proposal also includes funding for disaster contingencies and the development of a Statewide Disaster Reserve Corps for additional state capacity during emergencies. The proposal includes funds to assist local communities in recovering from recent wildfire devastation and investments to make their communities more resilient to future disasters. The additional investments include, but are not limited to, updates to the property tax backfills proposed in the January budget and funding to address the consequences of de-energizing power lines as a means to prevent wildfires during severe wind and weather events, including a \$75 million General Fund to improve resiliency of the State's critical infrastructure and to provide assistance to communities as needs are identified.

#### *Property Tax Backfill*

The Governor's May Revision includes one-time \$518,000 General Fund to local governments for 2018-19 property tax losses resulting from the 2018 wildfires. This builds on the Governor's January budget proposal of \$31.3 million. The additional \$518,000 reflects more accurate estimates from Los Angeles, Mendocino, Napa, Orange, San Diego, Solano, Tuolumne, and Ventura counties.

### **Homelessness and Housing**

The May Revision includes significant changes to the Governor's January homelessness funding proposal. Overall funding is increased from \$500 million to \$650 million with \$275 million set aside exclusively for counties. The revised proposal also calls for the use of 2019 point-in-time homelessness counts and incentivizes regional collaboration by making funds contingent on cities and counties submitting regional plans to their Continuums of Care. Combined with other targeted investments, the May Revision includes total funding of approximately \$1 billion to combat homelessness.

The Governor's May Revision dedicates a total of \$750 million in one-time funding to local governments to increase housing production. This reflects the same amount of total funding allocated for these purposes in the January budget proposal, but there are slight changes proposed for the uses of the funding.

The May Revision continues to dedicate \$250 million to local governments for planning, technical assistance, and staffing to encourage housing production, but adds school districts and county offices of education as qualified entities for a portion of the funding to reuse surplus property for teacher housing. The planning funding allocation would be split evenly between regional councils of governments and direct allocations to local jurisdictions to help meet higher short-term state housing goals.

The January proposal dedicated \$500 million of the \$750 million as incentive money to local jurisdictions that meet housing-related goals established in regional housing action plans. The May Revision repurposes the \$500 million for grants under the Infill Infrastructure Grant Program administered by the Department of Housing and Community Development (HCD).

### **Health and Human Services**

#### *IHSS MOE Proposal*

The Governor's May Revision continues his January budget proposal to revise the County IHSS Maintenance of Effort (MOE). This includes lowering the County IHSS MOE base, reducing the inflation factor to four percent, and stopping the redirection of 1991 Realignment VLF growth from the Health and Mental Health subaccounts to Social Services. The County IHSS MOE will be rebased in 2019-20 down to \$1.56 billion. Based on updated Realignment projections and increased IHSS caseload and cost projections, this will require an increased General Fund commitment above the January projection. The increased General Fund costs for IHSS would be \$296.7 million in 2019-20, a \$55 million increase from January, and growing to \$615.3 million in 2022-23, which is a \$68 million increase above the January estimate. This represents a total increased General Fund commitment for IHSS of \$1.86 billion over the first four years of this new structure.

#### *Medi-Cal County Administration*

The Governor's May Revision includes an increase of \$15.3 million for Medi-Cal County Administration compared to January. Total funding is \$2.1 billion (\$729 million General Fund). This increase results from higher than projected growth in the California Consumer Price Index. The 2018-19 budget established the new Medi-Cal County Administration methodology that includes this annual adjustment based on the California Consumer Price Index.

### **Administration of Justice**

#### *Juvenile Justice*

The May Revision includes statutory changes to move the Department of Juvenile Justice from the California Department of Corrections and Rehabilitation to a new department under the California Health and Human Services Agency effective July 1, 2020. The new department will be called the Department of Youth and Community Restoration. \$1.2 million is included in the budget for key staff to plan for the transition.

## LEGISLATIVE UPDATE (CONTINUED)

### *Local Public Safety*

The Governor's May Revision includes \$14.8 million General Fund for county probation departments to supervise offenders on Post Release Community Supervision as a result of Proposition 57. It also includes \$6.2 million ongoing General Fund to restore funding to the Standards and Training for Corrections Program. In addition, the Governor included \$112.8 million to continue the Community Corrections Performance Incentive Grant program.

### **Agriculture, Environment, and Natural Resources**

#### *Cannabis*

During the May Revision, the Administration shared their proposal for the cannabis tax allocations with up-to-date revenue data. In January, the Administration expected the excise tax to generate \$355 million in 2018-19 and \$514 million in 2019-20. The May Revision has downgraded this revenue forecast to \$288 million for 2018-19 and \$359 million for 2019-20. When asked by reporters during his presentation if the state should take the responsibility for this lack of revenue, the Governor responded, "It takes time to go from something old to something new." He pointed out that it had only been 16 months since legalization and that during his campaign for Governor, he had consistently shared his viewpoint that it would take at least five to seven years for California to reach its expected revenue estimates from the new industry.

Revenues for this new industry are hard to predict, therefore, the flow of funding to these programs is subject to change. However, given the Administration's estimated revenue of \$288 million to the Cannabis Tax Fund for 2018-19, the Administration is proposing roughly \$89 million in administrative costs and a remaining \$198 million for research, equity, youth education, public health, environmental clean-up, and public safety programs.

### **Federal Budget Update**

Fall 2018 was another difficult year in budget negotiations at the federal level. Stability continues to be a concern at the local level as many budget line-items directly impact state and local finances. Similar to recent years, the House and Senate were unable to agree on any appropriation bills before the 2018 federal fiscal year resulting in a partial government shut down in December 2018 and 2019 before funding agreements could be reached.

On March 11, 2019, the Trump administration released its 2020 budget request. The budget proposal calls for \$4.75 trillion in spending with increased spending on the military and significant cuts to domestic programs like education, healthcare, agriculture, and environmental protections. The budget is unlikely to have an effect on actual spending levels, which are controlled by Congress. The budget is likely to face an uphill battle with Congressional majority leader's deeming it dead on arrival. Expectations for fall 2019 include difficult budget negotiations and possible utilization of continuing resolutions to fund the government should the President and Congress not meet an agreement by October 1.

### **Conclusion/Next Steps**

The Executive Office staff will continue to work with California state lobbyists and monitor federal legislative and budget developments to stay informed of proposed changes. Some budget items inevitably have a substantial effect on Mendocino County and its residents, while others are less felt. County staff is committed to keeping a firm hold on information resources to be able to allow the Board of Supervisors to act proactively when needed.

## SUMMARY OF CHANGES IN THE FY 2019-20 PROPOSED BUDGET (FROM FY 2018-19)

This report includes budget adjustments recommended to the Board of Supervisors. A summary of the adjustments is included in Attachment B.

### **Salary and Benefits**

The County has entered into formal labor negotiations with two of our eight bargaining units. Negotiations will begin for all remaining bargaining units over the next several months as all agreements expire in 2019. In addition to the challenge of budgeting potential costs related to labor negotiations, the County is currently reviewing the KOFF Compensation Study, which includes recommendations for bringing salaries closer to market and addressing internal alignment of classifications.

### **BU 1000 Discretionary Revenue**

The Auditor-Controller's projections are largely the same as reported during the third quarter report, with small increases in the major tax revenue streams. The total FY 2019-20 revenue for BU 1000 is projected to increase \$1,411,000 or a total of 2% over the projection for FY 2018-19. A detailed breakdown of discretionary revenue projections is included as Exhibit A.

Budget Unit 1000 includes operating transfers of General Fund dollars to other funds. The FY 2019-20 Proposed Budget includes operating transfers to the Department of Transportation, the Library, and the Debt Service Fund. These operating transfers are further detailed in Attachment H and other various charts included in this report.

### ***BU 1930 Teeter Plan***

The Teeter Fund runs most of the year with a deficit cash balance and, therefore, incurs an interest "expense" instead of interest "revenue". The County's goal for the Teeter Plan is to always first cover any current year interest expense and any current year property tax delinquency, with the redemption revenues collected throughout the current year. After that, any excess revenues can be added to the General Fund as fund balance available. The Auditor-Controller's 2019-20 projection for the Teeter Fund is to breakeven at this point and not have excess revenue to contribute to fund balance available. The following factors are contributing to the Teeter Plan performance in FY 2019-20:

- Interest rates have increased which will result in an increased interest expense to the county. Interest expense is now projected to increase by \$500,000.
- The Teeter Plan will still cover the current year interest expense and delinquencies but not contribute to fund balance available. Net delinquency principle is now projected to increase by \$400,000.
- Both "Property Tax Delinquent Revenue" and "Penalty and Cost on Delinquency Revenue" are not going to be as high as in past years. Teeter Plan Revenues are projected to decrease (\$600,000).

### **Debt Mitigation & Elimination**

#### ***Reserves & Contingencies***

The General Fund Reserve was impacted in FY 2018-19 when the Board of Supervisors directed the reduction of \$1 million for the repairs to the Administration Center roof. The total County budget is just under \$300 million, creating an operating budget of \$25 million per month. The County's reserves are still less than the one month of operational costs.

The proposed budget does not include a recommendation to fund the General Fund Reserve this year. The Reserve level is below the minimum amount allowed by Board of Supervisors' Policy #32. The policy sets the General Fund Reserve level at 6.35% of prior year General Fund appropriations. This Reserve is the County's primary protection against an economic downturn or significant emergency.

The Proposed Budget does not include a \$250,000 recommendation for consideration, to allocate funding for contingencies as required by Board of Supervisors' Policy #32. Contingencies are used for unexpected expenses that arise during the year. Contingencies would be the first source of additional funding tapped before an emergency or economic disaster required the use of the General Reserve.

**CEO Budget Team Report**

The Executive Office Budget Team relies on departments to provide accurate quarterly budget information which is the basis of developing the budget. The budget demands constant attention to stay in balance. Staying vigilant is required, given the ongoing challenges and uncertainty of the economy.

In FY 2018-19, the CEO Budget Team began a proactive campaign to create an environment of greater financial stewardship throughout the County, representing the care, conservancy, planning, attention, upkeep, and management of our financial resources and choices beginning at the individual level. Efforts to this goal have included simple measures to increase the volume and quantity of meaningful communications, such as one-on-one or small team budget discussions, allowing the Executive Office and the Departments to better understand each other’s programs and priorities.

Other efforts to this end are more formal such as conducting regular monthly budget monitoring, forecasting, and various other budget related trainings. The CEO Budget Team has also partnered with other County departments, such as the Facilities & Fleet Division and Auditor-Controller’s Office, to jointly host more specialized trainings. While difficult to measure, the Budget Team is confident that this initiative is on the way to fulfilling its goal based on feedback from several departments.

- Number of Training Topics Covered ..... 8
- Total Training Sessions Provided ..... 30
- Total Seats Filled / Persons Trained \* ..... 283

*\* Includes individuals who attended multiple training topics*

The CEO Budget Team works regularly with the Auditor’s Office and the other departments to develop and report various metrics and key performance indicators. It is the hope that these metrics provide a level of transparency for the public to evaluate the County's activities.

**Land Improvement**

Additional funding in the amount of \$150,000 is being allocated to Land Improvement for the mandatory storm water trash capture amendment. This funding will be used for the hydrology analysis, planning and device evaluation required prior to implementation of the devices. The County will require forty-three (43) devices installed over a 10-year period beginning in 2020. The devices are to be installed at a rate of 10% per year with an estimated cost of \$3 million.

**County Roads**

The Chief Executive Officer and the Department of Transportation (DOT) recommend allowing \$3,538,241 of Senate Bill 1 (SB 1) Road Maintenance and Rehabilitation Account (RMRA) funding to be utilized in Fiscal Year 2019-20 for corrective maintenance pursuant to the Board of Supervisors’ ongoing commitment to improving the County’s Pavement Condition Index. The California State Association of Counties does anticipate RMRA funding will grow over the 10-year life span of SB 1 and the County will see increased revenue in upcoming years for corrective maintenance. Therefore, DOT budgeted \$4 million in corrective maintenance should additional funds be available or should normal revenues allow for larger expenditures towards our commitment to improve the County’s road surfaces.

**Disaster Recovery**

As a follow up to the 2017 Redwood Complex Fire, the County has developed the 2018-2019 Recovery Project Plan. The Plan has identified seven (7) recovery support functions corresponding to FEMA and Cal OES Recovery frameworks. These recovery support functions provide a framework for the purpose of coordinating partnership efforts and seeking grant funding. These seven functions include:

- 1) *Community Planning and Capacity Building*
- 2) *Community Emergency Preparedness*
- 3) *Housing*
- 4) *Infrastructure*



- 5) *Economic Recovery and Resiliency*
- 6) *Health and Human Services*
- 7) *Natural Systems and Cultural Resources*

To date, the County has been awarded approximately \$8,178,000 in grants for soil stabilization projects, hazardous tree removal, unmet needs for fire survivors, as well as grant funding for the infrastructure retrofit of the Redwood Valley County Water District project. The County is currently pursuing \$23,426,000 in additional grants for planning and hazard mitigations, and staffing. These additional grants, if awarded, would provide funding for the update of the County's General Plan Safety Element, an updated Multi-Hazard Mitigation Plan, various fuel reduction programs throughout the County, early warning systems such as cameras and sirens, ignition resistant construction materials rebates program, and fire resistant retrofitting of the County's communications infrastructure. Many of these grants are specifically inter-related to the identified projects within the Recovery Project Plan.

Additionally, in 2018 the County was also affected by yet another devastating fire, the Mendocino Complex Fire, which started on July 27, 2018. This fire became a larger complex fire of two (2) wildfires, the River Fire and the Ranch Fire, which burned in Mendocino, Lake, Colusa and Glenn counties, with the Ranch Fire being California's single-largest recorded wildfire. The Ranch Fire burned eight (8) miles northeast of Ukiah, and the River Fire burned six (6) miles north of Hopland, to the south of the larger Ranch Fire. First reported on July 27, 2018, both fires burned a combined total of 459,123 acres over four (4) counties before being 100% contained on September 18, 2018. Within Mendocino County, approximately seventeen (17) structures were destroyed or damaged, approximately ten (10) structures were located within the Ranch Fire footprint, and seven (7) structures were within the River Fire footprint.

After several months of engaging the State of California on the request for debris removal affecting those properties affected by the Mendocino Complex Fire, the state of California has finally advised the County that Cal OES will assist with private property debris removal and will require the County to perform the debris removal and then seek reimbursement from the State for eligible activities at a 75/25 percent cost share. Currently, the County is evaluating those properties that were impacted by the Mendocino Complex Fire that would qualify for the private property debris removal. Recognizing that some properties already performed a self-debris removal, the County is re-evaluating the affected properties to determine those that are eligible. Moving forward, it is anticipated that property owners wishing to participate will be responsible for the 25% local share. It should be noted that sufficient funds will need to be set aside to perform the cleanup of debris and then the County will need to seek reimbursement from the State once the cleanup has occurred.

For the FY 2019-20, the Recovery Team will continue to implement and seek funding for recovery and resiliency projects.

#### *Redwood Valley County Water District Infrastructure Project*

Mendocino County, pursuant to the Memorandum of Agreement with the Redwood Valley County Water District, is administering state and federal grants to perform water system upgrades in those areas burned in the 2017 Redwood Valley Fire. The County shall administer the overall fiscal and project management, while engineering and construction project management, design, and quality control are defined work tasks under the engineering consultant contract with Brelje & Race Consulting Engineers (BRCE). The BRCE agreement was approved by the Board of Supervisors on January 8, 2019, for a maximum cost of approximately \$1.2 million. Reimbursement for 100% of costs is expected.

The project is broken into two phases:

- Phase I – Planning, Engineering, & Design
  - BRCE develops, in collaboration with Mendocino and Redwood Valley County Water District
- Phase II – Primary Construction
  - Expected to begin in late-2019

Schedule for some design services has been delayed as a result of complications with Right of Way access to private property. Construction is planned to begin late-2019 and will be completed in 2020 at a cost of approximately \$6.25 million. Costs to the County are expected to be reimbursed at 100%. As with the engineering consultant contract, the construction contract will be administered by the County using grant funds or district funds as necessary.

### **Measure B**

Mendocino County is committed to improving residents' lives and the public's safety by strategically evaluating and enhancing resources for mental health treatment. On November 7, 2017, "Measure B" received two-thirds majority of the votes by the County's voters adding Chapter 5.10 to the Mendocino County Code entitled the "Mental Health Treatment Act" adopting a County Transaction (Sales) and Use Tax for the specific purpose of funding improved services, treatment, and facilities for persons with mental health conditions.

In FY 2018-19, the Board adopted Resolution 19-141, authorizing the adoption of the classification of Administrative Project Manager, a position that would aid County staff, the Mental Health Treatment Act Citizen's Oversight Committee, and other involved parties by keeping the Measure B mental health facility project(s) on time and on budget.

Going forward in FY 2019-20, the Mental Health Treatment Act Citizen's Oversight Committee will continue to provide the Board with crucial recommendations regarding options associated to the development of a Crisis Residential Treatment (CRT) facility, Crisis Stabilization Unit (CSU), and 24-hour Psychiatric Health Facility (PHF) that would provide a safe and therapeutic environment for individuals experiencing mental health related crisis.

### **Juvenile Hall**

Mendocino County is experiencing the state-wide trend of lower populations in Juvenile Hall. Like most juvenile halls throughout the state, the County is averaging a daily population of less than half of the facility capacity. In 2018, the County explored the possibility of contracting with another county to house Mendocino County's juvenile detention population. Following several months of exploration and the formation of an Ad Hoc committee to review the pros and cons of this alternative, the Mendocino County Board of Supervisors unanimously agreed that it would not be in the best interest of the County, the juvenile detainees, or their families to outsource this County responsibility and made it a County priority to fund the continued operations of the Mendocino County Juvenile Hall. To proactively address the costs of maintaining the facility, the Probation department implemented several actions to make the operation of Juvenile Hall as cost efficient as possible. These actions included: transitioning food preparation to the Jail, implementing a staffing model for a 20-bed maximum capacity facility, including shutting down C-Unit, and expanding extra-help staffing to cover full-time staff absences. While the FY 2017-18 costs were over budget by 11.3%, this was directly attributable to the 9-month loss of revenue for the budgeted Lake County contract for housing their juvenile detainees. The FY 2018-19 budget of \$2.2 million is projected to be favorable by 7% due to the cost cutting strategies implemented. The FY 2019-20 budget is planned for \$2.1 million, again, reflective of additional cost reductions and efficiencies the department has put in place and continues to explore.

### **Sheriff's Office**

The Sheriff's Office has run over budget for several years primarily due to the ever increasing cost of labor and benefits. The Executive Office and Auditor-Controller agreed to increase their Net County Cost by \$800,000 for FY 2019-20. The Sheriff's Office implemented budget efficiencies in FY 2018-19 and agreed to manage staffing levels effectively to optimize the best public safety practices available. Two such examples include the hiring of new Field and Corrections Deputy's to reduce staffing overtime expenses and the transitioning of Academy basic training from the College of the Redwoods to Santa Rosa Junior College. This change eliminates housing and meal costs for the Police Academy training.

### **Jail**

Currently, the Sheriff's Office is creating efficiencies in the corrections division through various steps. These include the strict review of overtime needs and training by supervisors. All staff members are completing Crisis Intervention Training.

Close monitoring of Sheriff's Office overtime and personnel training costs is continuing. To help reduce overtime and training costs, Sheriff's Office personnel are working to have mandated training courses certified by Peace Officers Standards and Training (POST) and Standards in Training for Corrections (STC) for presentation here locally. This change reduces expensive travel related costs for legislatively mandated training.

The use of Sheriff's Services Technicians for duties such as booking and other data entry duties has allowed sworn personnel to have more direct interaction with inmates. These efficiencies have reduced liability by having more personnel available for contacts and supervision of housing units. This practice needs to be continued with the emphasis of using the more expensive employees for critical tasks.

Continued training and higher staffing numbers have allowed these successful interventions, thus providing a safer facility with true care and control for those housed within. This in turn is reducing liability exposure to Mendocino County.

Currently, the Sheriff's Office is working towards the opening of the new Jail expansion unit, which will be more suited to meet the needs of medically and mentally ill incarcerated persons.

The Sheriff reassigned one correctional deputy to Professional Standards. His assignment is to assist in completing backgrounds. This will improve the hiring process, which reduces overtime expenses. The Sheriff is currently working with the Public Defender and Courts to increase the usage of video for Court hearings. This is creating efficiencies in the Court process and is resulting in a reduction in personnel costs and mileage costs from the transportation unit.

## **Fleet**

At this time, the Mendocino County fleet consists of approximately 386 "passenger-type" vehicles, excluding heavy equipment types. This includes special (low) use vehicles such as a tow truck, boom truck and specialty law enforcement vehicles. The average age of the County fleet is 9.9 years; fuel economy of the fleet is approx. 15 MPG. The Sheriff's department has the largest fleet of assigned vehicles with 109, the Health & Human Services Agency fleet has 78, and DOT has 73 assigned vehicles. For more information, please refer to the vehicle statistic diagrams that are on page 15.

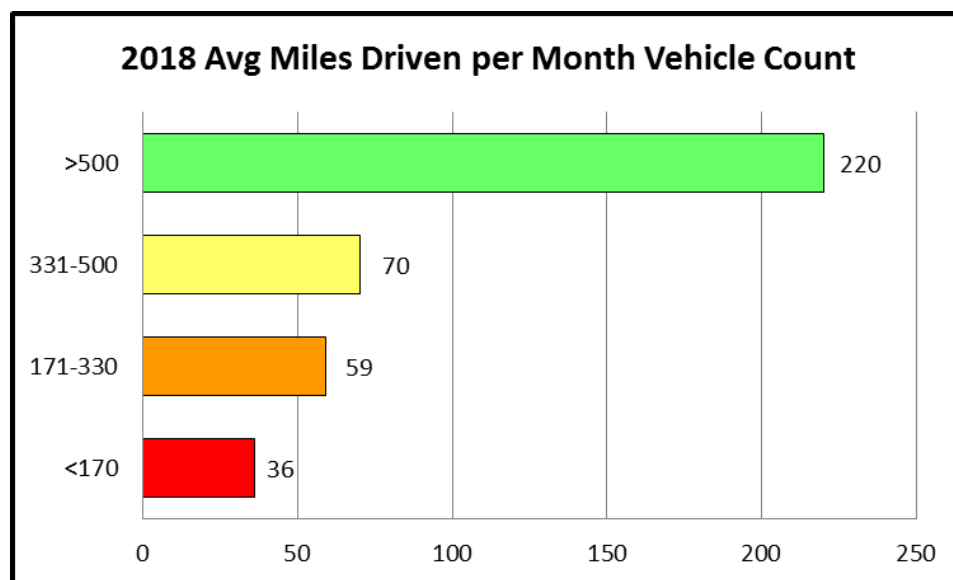
This year, the Sheriff's Office has funding to replace 15 high-mileage vehicles, DOT has funding to replace three, HHSA is replacing one, the Library is replacing one, and the Air Quality Management District is replacing one. New vehicles will increase the size of the fleet for the Health & Human Services Agency (+eight).

The County purchased and is currently installing a new version of Fleet Maintenance Pro, a software program that will provide better access to data related to the County's vehicles. The County's fuel pump system and related software was upgraded in the last year. In addition to maintenance records, the Fleet Maintenance Pro system will now have fueling information imported for gas pumped. This new software version, with data imports, will greatly improve the County's ability to complete a comprehensive fleet analysis.

The Board's direction to reduce Greenhouse Gasses (GHG) is expressed in the General Plan and the Ukiah Valley Area Plan. The County currently has 15 hybrid vehicles in the fleet, and one (1) electric vehicle. 11 of the new vehicles proposed for purchase this year are hybrid: nine (9) HHSA, one (1) Library, and one (1) Air Quality Management District.

DOT FLEET		SHERIFF FLEET		HHSA FLEET - All Divisions	
Vehicle Fleet Size	73	Vehicle Fleet Size	109	Vehicle Fleet Size	78
Average Vehicle Age	11.8	Average Vehicle Age	7.2	Average Vehicle Age	8
2017 Miles Driven	427,910	2017 Miles Driven	1,281,745	# of underutilized	26
2017 Monthly Avg	488	2017 Monthly Avg	977	Utilization %	66.7%
2018 Miles Driven	443,399	2018 Miles Driven	1,282,444	2017 Miles Driven	585,660
2018 Monthly Avg	513	2018 Monthly Avg	1060	2017 Monthly Avg	628
2-year Total Miles	871,309	2-year Total Miles	2,564,189	2018 Miles Driven	669,396
2-year Monthly Avg	501	2-year Monthly Avg	1019	2018 Monthly Avg	780
				2-year Total Miles	1,255,056
				2-year Monthly Avg	704

COMBINED FLEET	
Vehicle Fleet Size	386
Average Vehicle Age	9.9
2017 Miles Driven	2,988,705
2017 Monthly Avg	648
2018 Miles Driven	3,083,632
2018 Monthly Avg	719
2-year Total Miles	6,072,337
2-year Monthly Avg	684



## **Capital Improvements**

Notable projects in Fiscal Year 2018-19 included completion of a new Sheriff's Office Substation in the Town of Mendocino, an interior remodel of the Ukiah Branch Library, fire repairs at the Laughlin Peak repeater site, and replacement of the heating system in the Ukiah Vets Hall, with the addition of air conditioning.

County Policy #33 established a reserve for major repair and maintenance of facilities; this reserve was anticipated to be funded at seventy cents (\$0.70) per square foot of County owned and maintained buildings. With a County-owned building inventory of approximately 726,000 square feet (514,000 General Fund and 212,000 Non-General Fund) the reserve would annually receive at least \$360,000 in General Fund. However, due to budgetary constraints, no additional General Fund dollars are included for capital improvements in the proposed budget. The Capital Improvement Budget Unit (BU 1710) does include a projected carry-forward balance of \$3.6 million for FY 2019-20, with additional Non-General Fund contributions creating a total project budget around \$4.8 million.

On December 18, 2018, the Board of Supervisors authorized the transfer of \$1,000,000 from reserve to continue funding for priority roofing projects, including replacement of the main jail roof, Emergency Operation Center (EOC) roof, and Phase II (of III) of the Administration Center roof which will be completed or started in the upcoming year. This transfer increases the carry-forward balance to \$4.6 million for FY 2019-20, and the total project budget to \$5.8 million.

Other significant projects that will be prioritized in 2019-20 include the completion of Yokayo Center's Exterior Repairs and Accessibility Compliance, the Treasurer-Tax Collector's Office Improvements, and improvements to the back-up generator systems for our critical County facilities.

Additional detail on completed projects, capital needs, and ongoing projects is included in the Capital Improvement Plan (CIP) beginning on page 25, and included as Attachment F.

## **Economic/Business Development**

The Board of Supervisors directed additional focus to be placed on support for business development and encouraging economic investment in the County. Many incentives to development and investment require a change in practices and/or regulations, and not necessarily a direct financial investment of dollars by the County. Work has begun towards completing the goals that includes an existing commitment or partnership incorporated in previous budgets. These commitments remain in place (i.e. the Economic Development Financing Corporation (EDFC)), and are expanded with additional investments as outlined below. Staff as directed by the Board of Supervisors in the coming fiscal year will develop additional incentives and changes in the regulatory framework.

- **Broadband Expansion** – The Proposed Budget includes a continuation of funding for the broadband contract to support expansion of broadband access in Mendocino County
- **EDFC** – The Proposed Budget includes a continuation of funding to support efforts of the EDFC
- **West Enterprise Center, Inc.** – The Proposed Budget includes a continuation of funding to support efforts of West Company including assistance with cannabis marketing
- **Arts Council** – The Proposed Budget includes a continuation of funding to support arts in Mendocino County

In April of 2019, the County of Mendocino was awarded a grant from the U.S. Department of Commerce, Economic Development Administration. This grant will provide staffing and partnerships between the County of Mendocino, EDFC, and the West Enterprise Center, Inc. Through this collaboration, efforts will focus to work on economic recovery and infrastructure. This team will conduct research, community outreach and data analysis, develop recommendations, provide input and support for the Board of Supervisors in developing in the County's Recovery and Resiliency Plan, and oversee plan implementation. In conjunction with the local stakeholders, this team will also track state and federal legislative activity and communication strategies related to disaster recovery and resiliency.

- **EDFC** – The Grant Budget includes funding to allow EDFC to work in coordination with other fire-affected counties in the North Bay-North Coast Broadband Consortium to develop strategies to address the weaknesses in the tele-communication systems. The EDFC will work on the County's behalf to complete a five-year Strategic Plan for telecommunications improvements and resiliency. This plan will be a crucial component of the



Economic Recovery and Resiliency Plan and will include a countywide needs assessment and coordination with existing broadband vendors.

- **West Enterprise Center, Inc.** – The Grant Budget includes funding for a Digital Learning Project that will introduce rural Mendocino County to micro-entrepreneurs and the digital economy opening new markets and increasing job creation. West Enterprise will educate 90 small businesses, annually with a core suite of financial, marketing, inventory and human resource technology tools. They will also, establish technology hubs in the isolated areas of the county and link them to deliver classes, networking salons, and one-on-one counseling.

### **Support for Emergency Medical Services**

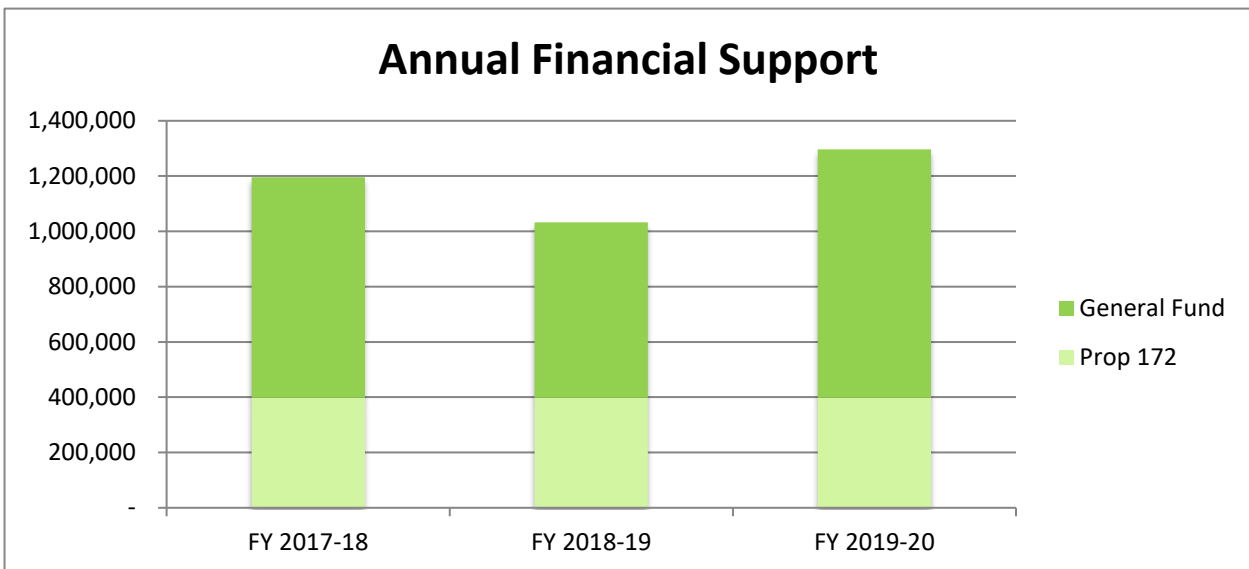
The Budget continues to include funding of the County's dispatch contract (\$898,129) for emergency medical services and on behalf of local fire agencies.

The Proposed Budget also includes \$198,000 for grants to ambulance providers for Advanced Life Support (ALS) based on Board of Supervisors direction.

#### ***Local Fire Agency Support***

Per Board of Supervisors direction, the budget includes \$398,000 for support of local fire agencies. This is the same level of funding provided in FY 2017-18, FY 2018-19 and FY 2019-20. The funding is reflected in BU 1940 – Miscellaneous. This clearly separates the funding from the dispatch contract and is included in a budget unit that is managed by the County Auditor-Controller to simplify the payment process. Proposition 172 funds are budgeted in BU 1940 to cover the cost of the agreements. Per Board of Supervisors direction, the payment is based on actual Proposition 172 receipts from the most recent year (\$398,000). All additional Proposition 172 funding is distributed to the following budget units that have historically received Proposition 172 dollars (BU 2310 – Sheriff, BU 2510 – Jail, BU 2070 – District Attorney, BU 2560 – Probation, BU 4016 – EMS).

With the adoption of the FY 2019-20 Budget, the Board of Supervisors will have provided a total of \$3,524,828 in Proposition 172 and General Fund over three years to support fire and emergency services.



### **Homeless Issues**

The Health and Human Services Agency (HHSA) has applied for a number of grants over the past three years focused on the Board's priority to address issues related to chronic homelessness in Mendocino County. HHSA has also provided staff support to the local Homeless Services Continuum of Care in order to maximize new state funding released in FY 2018-19 to/through California's Continuum of Care (CoC).

The FY 2019-20 budget includes over \$2.5 million in new grant funding to improve homeless services in Mendocino County, and over \$5 million in new grant funding through the CoC. It does not yet include additional allocations that are available to HHSA and in development to secure over \$2 million for housing development for low-income special populations experiencing homelessness.

Additional funding is also expected to be available to both the County and the CoC if the legislature adopts recommendations in the Governor's May Revise.

### **Supporting Community Partners**

The Proposed Budget includes funding to support a number of community partners of which a few are mentioned below.

The Health and Human Services Agency is enhancing services to community partners through new and increased contracts in excess of \$26 million to support community-based services.

Disaster Recovery is working with several community partners for rebuilding, resiliency, and fire prevention efforts. Mendocino County Resource Conservation District is supporting hazardous tree removal on private properties within the fire footprint, and erosion prevention control efforts. North Coast Opportunities provides for support to individual households who suffered loss of income or were displaced by fire. The County of Mendocino provides project management for Redwood Valley County Water District to design new and replacement water lines within their service area to improve the seismic resiliency of the water system.

The County of Mendocino Disaster Recovery team has been instrumental in establishing Mendocino-ROC and serves as part of its executive leadership. The team has recently begun working with Economic Development Finance Corporation and West Enterprise Center, Inc. regarding disaster recovery and economic resiliency strategies.

Please refer to Attachment J, Community Partner Contracts for a list of County-wide and HHSA contracts supporting community partners.

### **Cannabis Program**

The largest new program undertaken by the County in many years is the Cannabis Program. Proposition 64 and the Medical Cannabis and Regulatory Safety Act (MCRSA), provides a comprehensive regulatory framework, including license categories for cultivation, nursery, manufacturing, testing, retail/dispensary, distribution, and microbusinesses. The above cannabis related activities are defined as "commercial cannabis activity" and, as of January 1, 2018, require State licenses. State licensees operating in Mendocino County must first obtain a license or permit from the County. Mendocino County's regulatory program for cultivation went into effect on May 4, 2017.

The Proposed Budget includes the Cannabis (CN) Budget Unit for the Cannabis Cultivation Program, a Division of the Department of Planning and Building Services, to clearly demonstrate the cost of this program. The CN Budget Unit includes \$381,326 in revenue from application and permit fees and a General Fund contribution of \$117,288 for the Cannabis Program Manager position. For the Cannabis Program to be staffed adequately, an additional \$198,047 of General Fund is required.

In November 2018, the County launched the Cannabis Facilities Business License. The business license fee is collected by the Treasurer-Tax Collector and is reflected within Budget Unit 1130, line item 822204. The proposed budget continues to utilize a portion of the Cannabis Business Tax revenues allocated by the Board of Supervisors for select on-going cannabis expenses at the FY 2018-19 levels (refer to Chart A); the funding is included in the Departments' NCC. As stated above, to adequately operate the Cannabis Cultivation Program, an additional \$198,047 in General Fund is required. The requested funding will be used to fill vacant positions necessary to operate the Cannabis Cultivation Program effectively. The Program is currently understaffed by 30%. Additional funding is also required to offset operating costs not recouped from fees. The long-term goal of the Program is to continue to create efficiencies to reduce General Fund dollars to the Cannabis Program.

Chart A			
Department	BU	Cannabis Compliance & Enforcement Program	Budget Amount
Planning and Building	2851	Two Code Enforcement Officers	\$157,248
County Counsel	1210	Deputy County Counsel	\$130,544
County Counsel	1210	0.5 FTE Legal Secretary	\$36,294
Human Resources	1320	0.5 FTE HR Technician	\$40,131
Public Health	4010	Sr. PH Nurse	\$54,132
Cannabis Program	2810	Cannabis Program Manager	\$117,288
Total:			\$535,637

### **Cannabis Business Tax**

The Cannabis Business Tax under preformed in FY 2017-18 resulting in a 38.5% reduction in projections for FY 2018-19. The FY 2018-19 Cannabis Business Tax actuals of \$1,296,125 resulted in the Auditor-Controller increasing the FY 2019-20 projections by 15% totaling \$1.5 million. The biggest unknown component of the Cannabis Business Tax collection is the cannabis cultivation minimum tax true-up process currently underway. Due to the October 2017 fires, calendar year 2018 is the first year the County is collecting the cultivation minimum tax. After the Treasurer-Tax Collector processed the 2018 4<sup>th</sup> Quarter returns, it was determined that 40 cultivators met or exceeded the minimum tax due amount for their respective cultivation permit type; this equates to 4% of all cultivators in the cannabis tax program. Where the minimum tax due amount was not met, invoices for the minimum tax were mailed in April totaling \$3.5 million with a payment date of May 31, 2019. The collection process is currently underway. In June 2019, the Treasurer-Tax Collector will have updated information on what percentage of the \$3.5 million was paid by the due date. The results from the true-up process may result in updated projections for the Cannabis Business Tax in the 1<sup>st</sup> or 2<sup>nd</sup> Quarter of FY 2019-20.

## CHIEF EXECUTIVE OFFICER'S PROPOSED BUDGET ACTIONS & RECOMMENDATIONS

Listed below is an overview of recommendations and actions, presented for Board of Supervisors consideration in keeping with the priority direction the Board of Supervisors has provided during the FY 2019-20 Budget Workshops:

### **CEO Recommended Actions on the Proposed Budget:**

The Executive Office recommends that the Board of Supervisors take action as follows:

Approve the FY 2019-20 Chief Executive Officer's Proposed Budget for the County of Mendocino, including:

- Approve the adjustments detailed in the Summary of Budget Adjustments as outlined in Attachment B and the budget schedules included herein;
- Approve the Net County Cost Summary Table (Attachment C) directing the Auditor-Controller to return to the Board of Supervisors on June 18, 2019, with a formal resolution adopting the FY 2019-20 Mendocino County Budget based on the above direction;
- Approve amendments to the Position Allocation Table as listed in Attachment E, directing the Human Resources Director to return to the Board of Supervisors on June 18, 2019, with an updated Position Allocation Table;
- Approve the Fixed Assets and Structural Improvements as listed in Attachment G.

## CHIEF EXECUTIVE OFFICER'S PROPOSED BUDGET ACTIONS & RECOMMENDATIONS

### **Fiscal Stability**

No Recommendations at this time.

### **Financial Sustainability**

No Recommendations at this time.

### **Organizational Development & Infrastructure**

- Allocate under-projected revenue from Budget Unit 1000 at the end of FY 2018-19, \$1,533,009 toward labor negotiations.
- Allocate under-projected revenue from Budget Unit 1000 at the end of FY 2018-19, \$118,000 to Sheriff's Office for mandatory transparency staffing support.

### **Investment in County Roads**

- Allocate \$3,538,241 of RMRA funding for corrective maintenance and use any available Road Fund, to implement prioritized corrective maintenance up to \$4 million.

### **Economic/Business Development**

- Allocate \$40,000 for services to expand broadband coverage in Mendocino County. (Prior Trish Steele contract)
- Allocate \$32,000 to support the efforts of the Economic Development Financing Corporation (EDFC).
- Allocate \$32,000 to support the economic/business development efforts of West Company.
- Allocate \$25,000 to support the Mendocino County Arts Council.
- Allocate \$25,000 to support the Mendocino County Resource Conservation District.
- Allocate \$198,000 for grants to local ambulance providers (Anderson Valley, Covelo, and Laytonville).
- Allocate \$24,500 to support the Fire Safe Council.

### **Support for Emergency Services**

- Allocate \$898,129 for the dispatch contract for fire and EMS services in the County.

### **Support Community Partners**


- Allocate \$100,000 toward the Potter Valley Water (*FERC project #77*).
- Allocate \$398,000 of Proposition 172 funding to support fire agencies.



## LABOR UPDATE/POSITION CHANGES

### Labor Update

Mendocino County has eight bargaining units representing various groups of County employees. The term of each agreement varies. The table below lists the status of each agreement, the term, and number of County employee members as of May 6, 2019.

<div style="text-align: center;"> <b>County of Mendocino</b>                        Status of Labor Contracts                      as of May 6, 2019                 </div>					
Bargaining Unit	Unit #	Employee Count*	Contract Status	Contract Start Date	Contract End Date
Confidential	404	22	Current	9/1/2017	6/30/2019
Department Heads	611	15	Current	9/1/2017	8/31/2019
DSA	202, 212	144	Current	7/1/2017	6/30/2019
Management	303	53	Current	10/1/2017	9/30/2019
MCLEMA	232	10	Current	7/1/2017	6/30/2019
MCPAA	715	28	In Negotiations	1/1/2017	12/31/2018
MCPEA	714	40	Current	10/1/2017	9/30/2019
SEIU	101	754	Current	7/1/2017	6/30/2019
Unrepresented**	631	37	Current	9/1/2017	8/31/2019
* Does Not Include Extra Help ** Tied to Department Heads Bargaining Group					

### **Acronym Definitions:**

DSA:..... Deputy Sheriffs Association  
 MCLEMA: ..... Mendocino County Law Enforcement Management Association  
 MCPAA: .....Mendocino County Public Attorneys Association  
 MCPEA: .....Mendocino County Probation Employees Association  
 SEIU:..... Service Employees' International Union, Local 1021

### **Position Allocation Table Changes**

Currently, the County has a total of 1,130.0 permanent full and part-time employees and 1,415.2 full-time equivalency (FTE) allocated positions as of May 4, 2019 (end of Pay Period 10-19). The table below represents the CEO Recommended Position Allocation Table Changes for FY 2019-20. The recommendations include funding three (3.0) FTE unfunded positions; add/delete actions as follows: addition of 32.0 FTE positions, and deletion of 35.5 FTE positions; budget unit transfers of 18.0 FTE positions; and increase of two (2) current .50 FTE positions to 1.0 FTE. These recommendations result in a net allocation change of -2.5 FTE positions. The majority of these changes are add/deletes and budget unit transfers to reflect the operational needs of the various departments. These changes are part of the Recommended Actions listed on page 20, and would be included in the adoption of the Master Position Allocation Table on June 18, 2019.

Below is a summary of changes to the Position Allocation Table for General Fund Departments. Please refer to Attachment E for a full list of Position Allocation Table Changes County-wide.

<b>Budget Unit</b>	<b>Department</b>	<b>Position</b>	<b>Pos #</b>	<b>Funding Source</b>	<b>Request</b>
<b>Fund Existing Unfunded Positions</b>					
1120	Assessor	Assistant Assessor	85	General Fund	Fund
<b>Add / Delete</b>					
2310	Sheriff Coroner	Deputy Sheriff/Coroner II	282		Delete
2310	Sheriff Coroner	Sheriff's Sergeant	TBD	General Fund	Add
2310	Sheriff Coroner	Staff Assistant III	3904		Delete
2310	Sheriff Coroner	Legal Secretary II	TBD	General Fund	Add
2310	Sheriff Coroner	Administrative Services Manager II	3231		Delete
2310	Sheriff Coroner	Sheriff's Business Services Officer	TBD	General Fund	Add
2310	Sheriff Coroner	Program Manager	3930		Delete
2310	Sheriff Coroner	Supervising Legal Secretary	TBD	General Fund	Add
7110	Cultural Services - Museum	Office Services Supervisor	4000		Delete
7110	Cultural Services - Museum	Librarian II	TBD	General Fund	Add
<b>Budget Unit Transfers</b>					
2710	Agriculture	Ag Measurements Standards Specialist III	4066		Transfer Out
2810	Cannabis Program	Ag Measurements Standards Specialist III	4066	Cannabis Cultivation Program	Transfer In
2710	Agriculture	Ag Measurements Standards Specialist III	4067		Transfer Out
2810	Cannabis Program	Ag Measurements Standards Specialist III	4067	Cannabis Cultivation Program	Transfer In
2710	Agriculture	Ag Measurements Standards Specialist III	4113		Transfer Out
2810	Cannabis Program	Ag Measurements Standards Specialist III	4113	Cannabis Cultivation Program	Transfer In
2710	Agriculture	Ag Measurements Standards Specialist III	4115		Transfer Out
2810	Cannabis Program	Ag Measurements Standards Specialist III	4115	Cannabis Cultivation Program	Transfer In

Delete Positions Vacant > 36 months					
1941	Clerk-Recorder	Staff Assistant I (96 Months)	1716	Unfunded	Delete
2070*	District Attorney	D.A. Investigator .50FTE (105 Months)	3897	Unfunded	Delete
2310*	Sheriff Coroner	Deputy Sheriff/Coroner II (106 Months)	1120	Unfunded	Delete
3010*	Transportation	Staff Assistant II (93 Months)	3048	Unfunded	Delete

\*Vacant >36 Months; no response from Department to justify keeping allocation.

## CAPITAL IMPROVEMENT PLAN

The Capital Improvement Plan (CIP) is a 5-year planning document, which provides the Board of Supervisors with insight into the County's facility needs. It is used to identify and prioritize the County's short and long-term capital needs and serves as a strategic planning tool. The CIP focuses on County-owned infrastructure under the control of the Board of Supervisors and summarizes the County's overall capital projects and associated funding recommendations during a five-year period. Projects have been prioritized according to health, safety, and welfare, as well as by operational needs of Departments.

### **Fiscal Year 2018-19 Key Completed Projects:**

CI #	Project	Description	Final Cost
CI 761	Avila Center New Generator; 752 S. Franklin St, Fort Bragg	Installation of a new emergency backup generator for the Avila Center; Building 7; Completion June 2019	\$ 154,965
CI 734	Mendocino Sheriff's Substation Remodel Project; 45035 Main St., Mendocino	Retrofitting the old Carriage House at the Ford House in Mendocino as a new Sheriff's substation leased; Building 370	\$ 264,423
CI 912	Ukiah Veterans Hall HVAC Replacement Project; 293 Seminary Ave., Ukiah	Replacement of the failed furnace at the Ukiah Veterans Hall with a complete new heating, ventilating, and air conditioning system four; Building 40	\$ 147,151
CI 929	Ukiah Library New Circulation Desk; 105 N. Main St., Ukiah	Replacement and relocation of the circulation desk at the Ukiah Library; Building 29	\$ 70,250
CI 930	Ukiah Library New Flooring; 105 N. Main St., Ukiah	Replacement of the carpet throughout the Ukiah Library public areas; Building 29	\$ 75,692
CI 915	Ukiah Library Interior Painting	Interior repainting of the Ukiah Library public areas; Building 29	\$ 18,700
CI 873	Ukiah Library Power Wash & Paint Exterior; 105 N. Main St., Ukiah	Paint and power wash the exterior of the Ukiah Library; Building 29	\$ 12,600
CI 825	Electric Strikes for Ukiah EFAS Interview Booths; 737 S. State St., Ukiah	Installation of electric strikes at the Ukiah EFAS interview booths; Building 66	\$ 18,220
CI 922	Main Jail Sewer Repairs; 931 Low Gap Road, Ukiah	Emergency repairs to the Main Jail sewer line; Building 43	\$ 13,743
CI 945	Main Jail Mod 3 Water Heater Replacement; 931 Low Gap Road, Ukiah	Emergency replacement of a Main Jail water heater; Building 43	\$ 9,915
CI 947	Public Health Redwood Tree Removal; 1120 S. Dora St., Ukiah	Emergency removal of a dangerous Redwood tree at Public Health-Mental Health Building; 56	\$ 5,700
CI 917	Jail Laundry HVAC Replacement; 951 Low Gap Road	Replacement of a failed HVAC Unit at the Jail Laundry; Building 47	\$ 8,275
CI 919	Child Support HVAC Replacement; 107 S. State St., Ukiah	Replacement of a failed HVAC unit at Child Support; Building 55	\$ 13,765
CI 920	WISC Data Room Split Unit; 472 East Valley St., Willits	Replacement of a failed cooling unit at the data room at the Willits Integrated Services Center; Building 61	\$ 7,850
CI 923	Red Cross Office HVAC Replacement; 559 Low Gap Road, Ukiah	Replacement of a failed HVAC unit at the Red Cross; Building 34	\$ 8,275
CI 924	Jail Kitchen Refrigeration Equipment Replacement; 951 Low Gap Road, Ukiah	Replacement of failed refrigeration equipment for the Jail Kitchen; Building 47	\$ 17,500
CI 923	Administration Center Data Room Cooling Equipment Replacement; 501 Low Gap Road, Ukiah	Emergency replacement of failed cooling equipment at the Administration Center data room; Building 28	\$ 13,000

CI 894	Jail Building 2 Wing 4 Exercise Yard Fence Retrofit; 975 Low Gap Road, Ukiah	Retrofitting the exercise yard fence at Jail; Building 2 with steel panels Building 45	\$ 22,368
CI 925	UST Tank Monitoring; 120 E. Bush St, Fort Bragg and 751 Commercial St., Willits	On-going monitoring and reporting on former underground storage tanks for future site closure; Buildings 9 & 23	\$ 66,851
CI 927	San Hedrin Power Line Emergency Repairs - 2018-19; Hearst-Willits Road, Willits	Mandated brush clearing and pole repairs to the San Hedrin Power line due to fire hazards and emergency storm damage repairs; Facility 350A	\$ 69,997
CI 910	Fire Repairs at Laughlin Peak Repeater Site; 40.34 Highway 101, Willits	Completion of the 2017 fire damage repairs to the Laughlin Peak repeater site under an insurance claim; Facility 355	\$ 441,726
CI 943	Fort Bragg Justice Center Generator Replacement; 700 S. Franklin St., Fort Bragg	Replacement of a failed emergency backup generator and transfer switch at the Fort Bragg Justice Center; Building 10	\$ 44,578
CI 946	Willits Substation Tree Removal & Maintenance; 470 E. Valley St., Willits	Removal and trimming of hazardous Oak trees at the Willits Sheriff's Substation; Building 63	\$ 21,782
CI 926	Willits Justice Center Elevator Pit Seal & Pump; 125 E. Commercial St., Willits	Sealing the elevator pit and installation of a drainage sump and pump at the Willits Justice Center; Building 44	\$ 20,000
CI 931	Child Support Hot Water Heater Installation; 107 S. State St., Ukiah	Installation of a new on-demand hot water heater at Child Support; Building 55	\$ 2,550
CI 936	Replace Flooring in Public Health Room 192; 1120 S. Dora St., Ukiah	Replace the existing carpet with vinyl tile in the small break room at Public Health; Building 56	\$ 1,815

#### **FY 2019-20 Recommendations:**

The Executive Office received numerous requests for facility modifications and enhancements from departments for FY 2019-20. Projects have been prioritized according to health, safety, and welfare. Fewer requests are recommended for approval this year due to the amount of carry-forward projects and one-time funding that is anticipated to be unavailable or very limited with \$100,000 being allocated to the Ukiah Courthouse ADA upgrade. The CEO is presenting the Board of Supervisors the recommended priorities for the remaining capital improvement fund balance. Because of this year's transfer from reserve of \$1,000,000 for priority roof projects, the Executive Office will be prioritizing the completion of the roof and HVAC replacement projects for the Main Jail and the EOC/Jail Programs building followed by the Administration Center Phase II project.

#### **FY 2019-20 Capital Improvement Overview**

General Fund	Carry Forward Project Fund Balance	\$ 4,676,627	
General Fund	New Capital Improvement Plan Funding Allocations	\$ 12,000	Grant
General Fund	Total	\$ 3,688,627	
Non-General Fund	Carry-Forward Projects	\$ 769,248	*CF
Non-General Fund	New Project Requests	\$ 398,000	
Non General Fund	Total	\$ 1,167,248	
<b>Total</b>	<b>Total All Projects</b>	<b>\$ 5,855,875</b>	

\*Carry- Forward



## FY 2019-20 Proposed Projects

Project Description	Needed per CIP	Budgeted Carry Forward	Proposed Budget
<b>General Fund Projects</b>			
Small Deferred Maintenance Projects < \$5,000 (Line Item 862130)	50,000	30,000	25,000
Unanticipated Capital Projects - Various locations	100,000	-	75,000
Parking Lot Maintenance & Rebuild - Various locations	100,000	-	-
County Wide Tree Removal Program	50,000	5,000	20,000
Painting and Exterior Maintenance - Various locations	300,000	35,000	35,000
Roof Repairs - Various locations	300,000	100,000	50,000
HVAC System Upgrades & Replacement - Various locations	125,000	100,000	65,000
ADA Improvements - ADA Only Projects - Various locations <i>Additional ADA improvements funded and included in remodel projects per the Uniform Building Code.</i>	125,000	105,000	105,000
Juvenile Hall Fence Privacy Screening Grant funded project; Building 33	12,000	-	12,000
Ongoing Underground Storage Tank (UST) Wells and Monitoring at Fort Bragg & Willits Road Yards; Buildings 9 & 23	100,500	50,000	50,000
Priority Roof Replacement - Red Cross Modular - Roof Replacement; Building 34	15,000	-	15,000
Priority Roof Repairs - Ukiah Veterans Hall Roof Repairs; Building 40	50,000	-	30,000
Refurbish Existing Jail Kitchen Walk-in Refrigerator; Building 47	45,000	-	30,000
Probation Security Access Control System; Building 38	38,000	-	-
Update ADA Transition Plan, Fire-life-safety compliance, space planning - Various locations	250,000	-	-
Jail Expansion Parking Extension East to 911 Driveway; Buildings 32, 38, and 42	500,000	-	-
911 Uninterrupted Power Supply Improvement & Replacement; Building 38	100,000	-	-
Fire Alarm Systems for High Risk Buildings (Courthouse Annex); Building 31	50,000	-	-
Replace Fire Suppression Systems that cannot be maintained (Server RM and 911); Buildings 28 & 38	100,000	-	-
Priority Roof Replacement/Repair Agriculture Roof Replacement; Building 36	90,000	-	-

ADA Improvements - Point Arena Veterans Hall - Restroom upgrades; Building 20	15,000	-	-
Park Maintenance & Enhancements (Bower Park Safety Hazard Spillway Repairs); Facility 201	95,000	-	-
Park Maintenance & Enhancements - Low Gap Bridge Safety Enhancements; Facility 204	30,000	-	-
Deferred Maintenance Project - Fort Bragg Vets Sidewalk Replacement 11	30,000	-	-
Deferred Maintenance Project - Museum Gutter Repairs; Building 22	30,000	-	-
<b>Projects in Progress &amp; Carry Forward Projects</b>			
Administration Center Roof Replacement Project Southeast Phase 2 of 3; Building 28	2,650,000	2,579,627	2,579,627
Main Jail Roof and HVAC Replacement Project; Building 43	775,000	775,000	775,000
EOC - Jail Programs Roof and HVAC Replacement Project; Building 48	360,000	360,000	360,000
Generator Interconnect for Critical Facilities; Buildings 48, 43, 45, 33, and 42	170,000	170,000	170,000
Treasurer-Tax Collector Office Improvements - Departmental Request; Building 28	185,000	175,000	175,000
San Hedrin Power Line Evaluation & Repairs; Facility 350A	100,000	30,000	30,000
Museum Mold Remediation and Repairs; Building 22	40,000	40,000	40,000
Courthouse Magnolia Tree Maintenance; Building 30	7,000	7,000	7,000
Juvenile Hall Security Cameras and Cell Painting; Building 33	35,000	35,000	35,000
Carpet & Flooring at OES and Investigations; Building 48	30,000	30,000	30,000
Point Arena Microwave Site New Power Line; Facility 354	30,000	30,000	30,000
Sheriff's Office HVAC - Dampers & Exhaust Fans; Building 39	46,500	46,500	-
Public Defender Parking Lot Door Upgrade; Building 31	5,500	5,500	-
Fire & Life Safety Survey - Probation; Building 38	30,000	30,000	-
<b>Transfer in for Library Project (Non General Fund)</b>			
Library - Remodel Ukiah Community Room with ADA/Fire Alarm	134,248	134,248	134,248
Library - Willits Library, Remodel Staff Kitchen; Building 21	5,000	-	5,000
Library - Willits Library, Remove Meeting Room Kitchen; Building 21	4,000	-	4,000

Library - Willits Library, New Carpet and Flooring; Building 21	60,000	-	60,000
Library - Roof Replacement Willits Library; Building 21	250,000	-	-
<b>Transfer in for DOT Projects (Non General Fund)</b>			
DOT - Video Security Fort Bragg Yard; Building 9 *CF	30,000	30,000	30,000
DOT - Video Security Point Arena Yard; Building 18 *CF	25,000	25,000	25,000
DOT - Update Electrical System Fort Bragg Shop; Building 9	50,000	-	50,000
DOT - Repair or Replace Metal Roof Fort Bragg Road Yard; Building 9	125,000	-	125,000
DOT - Roof Replacement Ukiah Admin Offices; Building 37	315,000	-	-
DOT - Roof Replacement Ukiah Equipment Shop; Buildings 37A & 37B	500,000	-	-
<b>Transfer in for Child Support Project (Non General Fund)</b>			
Main Floor Carpeting and Abatement - Building 55	78,000	-	78,000
Automatic Operators at Main Entry Doors Including HIRSCH - Building 55	48,000	-	48,000
<b>Transfer in for HHSA Projects (Non General Fund)</b>			
Yokayo Center Front Canopy on 737 & 747 S. State Street; Building 66 & 41 *CF In progress	430,000	642,000	430,000
Electric Strikes installation on Interview Booth Doors - EFAS Ukiah; Building 66 *CF In progress	48,000	60,000	48,000
Remodel CFS File Room E-14 into a Childcare Room; Building 54 *CF In progress	30,000	30,000	30,000
Avila Gates (3) with (1) HIRSCH card reader and fence and gate for Avila play area; Building 7 *CF	52,000	30,000	52,000
Avila Install 10 x 12 Tuff Shed - No Electrical; Building 7 *CF	20,000	20,000	20,000
Refresh APS break room V-2 South Yokayo; Building 41	8,000	-	8,000
HHSA Unanticipated Capital Projects - Various locations	20,000	-	20,000
WISC Building 2 Mold Remediation & Repair; Building 62 *CF In progress	20,000	20,000	-
Children's Services Ceiling Insulation Encapsulation (Design); Building 54 *CF	30,000	30,000	-
Repair Public Health Building Façade (seek other options); Building 56	450,000	-	-
Vehicle Charging Stations at HHSA Locations; Buildings 61 & 7	90,000	-	-
Update ADA Transition Plan, Fire-life-safety compliance, space planning - Various locations	150,000	60,000	-

## IT MASTER PLAN

The County has embarked upon a Five-Year IT Master Plan, which was adopted by the Board of Supervisors in November 2018. The IT Master Plan identified 99 initiatives with a potential investment of \$20.7 million over five years. The Executive Office provided the Board of Supervisors with regular updates on high priority projects, as well as requesting that funds be allocated in IT Reserve in FYs 2017-18 and 2018-19 in order to address the critical infrastructure needs.

Preliminary findings in FY 2017-18 identified 13 priority/mission critical projects, and the Board of Supervisors approved the transfer of \$670,364 from existing IT Reserves to fund those projects in FY 2017-18. Of the 13 priority/mission critical projects, 11 have been completed and two were deferred to FY 2018-19 due to funding. Completed projects totaled \$584,600, and deferred projects totaled \$60,000, bringing the priority project totals 4% under budget.

In November 2018, the Board allocated \$1 million to IT Master Plan Projects. Funding has been allocated to 17 initiatives. These initiatives include:

- Tyler Munis Gap Analysis and Utilization Improvement
  - Procurement and Payables Budgeting Process Review and Improvements
- Budget Process Review and Improvements
  - Phase 2 Cannabis Permits and Licenses Process Review
- Aumentum Property Tax Assessment Contract and Project Management Network Upgrade Bid Development
- Assessment of Cannabis Processes – Phase 2
- District Attorney & Mendocino County Sheriff's Office
- Mendocino County Sheriff's Office
  - Aegis Upgrade
  - Aegis Message Switch
  - Structured Cabling Phase I
  - Office Network – Routers
  - Network Firewalls
  - Firewalls for CJIS compliance (also applies to DA)
- Network Upgrade RFP
- IT Computer Equipment Replacement
- Public Safety Mobiles
- Internet Resiliency
- Technology Support for EOC
- Wireless Network Enhancements Phase I
- Mendocino County Sheriff's Office
- Multi-Jurisdictional Radio Operations
- Logging and Audit Trails
- Public Safety Repeater Spare Parts
- Public Safety Radio Voting Comparators

Since the approval of the IT Master Plan by the Board, additional needs have been identified and added. These projects include:

- Situational Awareness Cameras
- EOC Policy Room Improvements

## IT MASTER PLAN (CONTINUED)

During the preparation of the proposed budget, funding sources have not been identified as of yet to determine the County's options with respect to the necessary IT infrastructure improvements and/or identified business process improvements. The Executive Office has concurred with the Board of Supervisors reluctance to seek outside financing for these infrastructure improvements; however, also understood the need to continue to invest in the County's infrastructure. The IT Master Plan has identified the need for many critical infrastructure improvements/replacements as well as areas of improvement to increase efficiencies. Overall success is dependent upon the continued investment of the IT Master Plan. Recommended investment for Fiscal Year 2019-20 is \$4 million. At this point, the Board is looking for funding for critical items. County Staff is developing cost models related to the potential adoption of an Internal Services Fund to more appropriately allocate IT Master Plan costs.

Below is a summary of the IT Master Plan Fiscal Overview, illustrating the estimated costs per Fiscal Year (amounts are updated based upon the current state of the IT Master Plan projects and funding to date). Please also refer to Attachment I of this document for an updated Five-Year IT Master Plan budget including project detail.

	FY 2019-20	FY 2020-21	FY 2021-22	FY 2022-23	FY 2023-24	Total
Infrastructure	\$3,526,670	\$3,086,800	\$3,213,300	\$2,062,800	\$891,800	\$12,781,370
Application	\$535,600	\$945,660	\$955,000	\$1,140,000	\$1,995,000	\$5,571,260
<b>Total</b>	<b>\$4,062,270</b>	<b>\$4,032,460</b>	<b>\$4,168,300</b>	<b>\$3,202,800</b>	<b>\$2,886,800</b>	<b>\$18,352,630</b>

## GRANTS

At the direction of the Board of Supervisors, the County embarked on a grant-writing program. Staff from several departments have been working directly with the contracted grant writers. Below is a summary of the current grants that have been applied for:

- Water Agency
  - Groundwater Sustainability Plan
  - Storm Water Management Plan Implantation
- Economic Development
  - EDFC, West Company
- Animal Care Mobile Spay and Neuter Expanded Tribal Outreach Grant
  - Beginning in January 2019, Animal Care Services will be the recipient of funding to provide expanded mobile spay & neuter outreach to the underserved populations on the 10 recognized tribal reservation areas in Mendocino County. The overall goal is to perform 255 surgeries within the 2019 calendar year. The grant, provided by PetSmart Charities Inc., was awarded to the County's community partner, Ukiah Spay & Neuter Assistance Program (SNAP). Total award is \$18,155.
- HHSA has applied for grants to bring valuable services to our community that the department would not be able to support otherwise. These valuable services include, but are not limited to the following:
  - Gang and Drug Prevention activities to the coastal community, especially after school activities
  - Bicycle/pedestrian to support multi-model forms of transportation
    - Program highlights the importance of sobriety no matter the mode of transportation
  - SNAP-ED grant leads healthy eating activities in the community
    - Supports health events showcasing healthy recipes and 'Rethink Your Drink' campaign
  - Whole Person Care Grant will provide services collaboratively with community partners to individuals with very complex health/social needs
  - Medicated Assisted Treatment is a pilot project to be implemented in the County Jail and Drug Court
  - SAMSHA grant will provide services to individuals experiencing homelessness with co-occurring disorders
- Recovery Grants
  - Please refer to the chart below for a comprehensive summary of FY 2018-19 Grant Projects Awarded and Pending Award:

FY 2018-19 Grant Projects Awarded

Project	Award Amount	Non-Federal Match
Redwood Valley Water District Infrastructure Retrofit - Phase I	\$ 494,554	\$ 164,854
Match for Redwood Valley Water District Infrastructure Retrofit - Phase I & II	\$ 1,900,000	\$ -
Hazardous Tree Removal	\$ 1,001,450	\$ -
The Road to Recovery: Redwood Complex Fire Restoration – Planning	\$ 88,382	\$ -
The Road to Recovery: Redwood Complex Fire Restoration – Implementation	\$ 656,902	\$ -
Disaster Recovery and Economic Resilience Planning Project	\$ 397,180	\$ 104,000
Western Hills Fuel Break	\$ 1,652,200	\$ -
<b>Total</b>	<b>\$ 6,190,668</b>	<b>\$ 268,854</b>

FY 2018-19 Grant Projects Pending Award

Project	Award Amount	Non-Federal Match
Redwood Valley Water District Infrastructure Retrofit - Phase II	\$ 5,496,689	\$ 1,832,230
General Plan Safety Element Update	\$ 150,000	\$ 50,000
Update Hazard Mitigation Plan	\$ 187,500	\$ 62,500
Ignition Resistant Construction	\$ 2,250,000	\$ 750,000
Planning and Building Staffing	\$ 206,250	\$ 68,750
Mendocino County Early Warning Sirens	\$ 505,707	\$ 168,570
Mendocino County Defensible Space Assistance Program	\$ 314,602	\$ 116,640
Mendocino County Fire Cameras Early Warning System	\$ 182,886	\$ 60,961
Mendocino County Critical Facilities Generators	\$ 802,500	\$ 267,500
<b>Total</b>	<b>\$ 10,096,134</b>	<b>\$ 3,377,151</b>

EXHIBIT A

Revenue Description		2015-16 Adopted Budget	2015-16 Actual	2016-17 Adopted Budget	2016-17 Actual	2017-18 Adopted Budget	2017-18 Actual	2018-19 Adopted Budget	2018-19 Actual thru 3/31/2019	2018-19 Projected Auditor	2019-20 Estimated Auditor
Current Secured Property Tax	821110	30,500,000	30,730,136	31,526,000	32,080,502	31,950,000	33,595,380	33,000,000	19,707,216	34,750,000	36,000,000
Current Unsecured Property Tax	821120	960,000	1,005,803	1,000,000	1,029,521	1,000,000	967,268	1,000,000	998,280	1,025,000	1,000,000
Current Supplemental Roll Taxes	821130	250,000	327,276	250,000	346,415	350,000	440,066	350,000	565,972	700,000	700,000
Prior Year Secured Taxes	821210	-	(2,731)	-	(8,680)	-	-	-	-	-	-
Prior Year Unsecured Taxes	821220	50,000	44,674	50,000	75,106	50,000	(26,094)	50,000	33,410	50,000	50,000
Penalties & Cost on Delinquent Taxes	821400	600,000	696,543	650,000	656,868	650,000	949,794	650,000	84,010	650,000	700,000
Sales and Use Tax - County 1% Share	821500	4,700,000	5,325,470	4,100,000	5,920,131	5,875,000	6,382,048	6,100,000	3,974,019	6,400,000	6,500,000
Sales and Use Tax - Public Safety	821510	7,200,000	6,888,143	-	-	-	-	-	-	-	-
Timber Yield Taxes	821600	300,000	381,912	325,000	344,086	375,000	662,781	500,000	672,477	800,000	800,000
Highway Property Rentals	821700	-	-	-	-	-	-	-	-	-	-
Room Occupancy Tax	821701	4,400,000	4,944,101	4,900,000	5,152,109	5,200,000	5,682,028	5,650,000	3,429,204	5,900,000	6,000,000
Property Transfer Tax	821702	500,000	791,430	600,000	656,145	600,000	668,839	700,000	434,193	600,000	600,000
Property Tax In Lieu of VLF Revenues	821704	10,517,000	10,516,886	10,750,000	10,812,410	10,950,000	11,340,056	11,300,000	5,898,530	11,797,000	11,800,000
Property Tax In Lieu of Sales Tax (Triple Flip)	821705	554,200	554,203	-	-	-	-	-	-	-	-
Williamson Act Replacement Tax	821706	450,000	487,555	480,000	522,064	525,000	487,259	550,000	319,310	580,000	580,000
Cannabis Tax Revenue	821707	-	-	-	79,868	1,708,349	1,296,125	1,050,000	1,011,050	1,500,000	1,500,000
Franchise Fees	822210	750,000	777,701	750,000	793,287	800,000	871,804	800,000	97,173	800,000	800,000
Forfeiture and Penalties	823300	-	-	-	-	-	-	-	-	-	-
Interest Income	824100	100,000	218,285	110,000	403,145	200,000	807,487	500,000	384,979	1,000,000	1,000,000
Motor Vehicle In Lieu	825150	30,000	29,876	30,000	33,047	35,000	39,161	40,000	35,807	40,000	36,000
SB90 Reimbursement (State Mandated Cost)	825398	-	-	-	-	-	-	-	-	-	-
Homeowner's Property Tax Exemption	825481	300,000	295,028	300,000	286,242	300,000	282,441	320,000	139,476	280,000	300,000
State Other: (State Roundabout Tax Shift)	825490	130,000	130,000	130,000	130,000	130,000	130,000	130,000	130,000	130,000	130,000
Federal Grazing Fees	825650	-	1,421	-	1,819	-	930	-	-	-	-
Federal Land In Lieu Taxes	825660	558,500	606,453	550,000	630,421	630,000	641,536	640,000	810,909	811,000	800,000
Federal Other	825670	1,300	1,301	1,200	1,349	1,350	92	1,000	-	-	-
Other Government Agency Revenue (County RDA return)	825810	-	-	-	-	-	-	-	-	-	-
Solid Waste Fee	826315	-	-	-	-	-	-	-	-	-	-
County Cost Plan Charges/Property Tax Admin Fee	826402	1,067,800	1,025,866	1,310,665	1,352,057	2,372,917	2,467,399	2,600,000	1,029,850	2,600,000	2,600,000
Prior Year Revenue	827400	223,000	264,979	-	6,408	-	816	-	23	-	-
Sale of Fixed Assets	827500	-	45,034	-	35,580	-	-	-	2,000	2,000	-
Card Rebate Programs - US Bank & Bank of America	827700	56,700	58,322	55,000	87,521	75,000	92,823	80,000	213,914	260,000	90,000
Refund Jury & Witness Fees	827701	-	45	-	275	-	35	-	-	-	-
Tobacco Settlement Funds	827715	765,700	757,118	760,000	778,697	760,000	956,820	780,000	(27,162)	800,000	900,000
Operating Transfers In (Mental Health A-87 move to 826402)	827802	138,100	138,190	-	-	-	-	-	-	-	-
<b>Total</b>		<b>65,102,300</b>	<b>67,041,020</b>	<b>58,627,865</b>	<b>62,206,394</b>	<b>64,537,616</b>	<b>68,736,894</b>	<b>66,791,000</b>	<b>39,944,640</b>	<b>71,475,000</b>	<b>72,886,000</b>
<b>Public Safety Sales Tax (Prop 172 only)</b>											
BU 1000 Non Dept.Sales and Use Tax - Public Safety Prop 172	821510	7,200,000	6,888,143	-	-	-	-	-	-	-	-
BU 2070 DA Sales and Use Tax - Public Safety Prop 172	821510	-	-	690,109	696,926	734,082	755,152	755,053	465,168	755,053	792,000
BU 2310 Sheriff Sales and Use Tax - Public Safety Prop 172	821510	-	-	2,943,421	2,972,689	3,131,042	3,216,947	3,198,741	1,983,941	3,198,741	3,378,550
BU 2510 Jail Sales and Use Tax - Public Safety Prop 172	821510	-	-	2,229,131	2,251,386	2,371,277	2,436,120	2,422,492	1,502,492	2,422,492	2,558,700
BU 2560 Probation Sales and Use Tax - Public Safety Prop 172	821510	-	-	672,465	679,001	715,208	734,763	730,796	453,073	730,796	772,550
Fire Agencies Sales and Use Tax - Public Safety Prop 172	-	-	-	398,000	398,000	398,000	408,537	398,000	247,004	398,000	398,000
<b>Total Prop 172 Funding:</b>		<b>7,200,000</b>	<b>6,888,143</b>	<b>6,933,126</b>	<b>6,998,002</b>	<b>7,349,609</b>	<b>7,551,519</b>	<b>7,505,082</b>	<b>4,651,678</b>	<b>7,505,082</b>	<b>7,899,800</b>



ATTACHMENT A

Fiscal Year 2018-19 Projected End of Year Fund Balance					
Budget Unit	Description	FY 2018-19 Revised Budget	FY 2018-19 Projected Appropriations	FY 2018-19 Projected NCC	Budget - Projection Difference
1000	Non-departmental Revenue Totals:	(56,085,467)	(28,989,536)	(60,769,467)	4,684,000
1010	Clerk of the Board Total	533,581	358,221	533,581	-
1015	Board of Supervisors	773,592	553,424	773,592	-
1020	Executive Office Total	1,003,185	758,032	1,003,185	-
1110	Auditor-Controller Total	1,003,045	841,213	1,062,020	(58,975)
1120	Assessor Total	1,591,407	1,013,581	1,591,407	-
1130	Treasurer-Tax Collector Total	184,750	251,564	185,680	(930)
1160	General Services Total	222,256	156,688	202,997	19,259
1210	County Counsel Total	628,984	925,998	776,612	(147,628)
1320	Human Resources Total	1,227,532	1,715,946	1,275,162	(47,630)
1410	Elections Total	413,359	321,260	413,359	-
1610	Buildings & Grounds Total	3,853,154	2,865,167	3,701,326	151,828
1620	Garage Total	(38,490)	249,017	(45,298)	6,808
1810	Economic Development Total	572,414	388,148	630,327	(57,913)
1910	Land Improvement Total	823,750	71,925	815,398	8,352
1920	Retirement Total	-	443,928	-	-
1930	Teeter Plan Total	(1,500,000)	(2,477,524)	-	(1,500,000)
1940	Miscellaneous Total	1,304,544	952,520	1,304,544	-
1941	Clerk-Recorder Total	(135,927)	(136,167)	(135,927)	-
1960	Information Services Total	3,253,562	2,436,823	3,184,756	68,806
2012	Collections - AB 233 Total	(714,500)	(350,989)	(612,926)	(101,574)
2060	Grand Jury Total	87,599	57,787	87,599	-
2070	District Attorney Total	4,468,266	3,249,404	4,447,266	21,000
2080	Public Defender Total	2,408,089	1,807,960	2,398,215	9,874
2085	Alternate Defender Total	787,300	675,660	906,535	(119,235)
2086	Conflict Defender Total	130,400	309,359	250,400	(120,000)
2090	Child Support Services Total	(133,084)	448,313	(133,084)	-
2310	Sheriff-Coroner Total	14,213,485	11,398,394	15,309,513	(1,096,028)
2510	Jail Total	9,939,126	8,232,405	10,450,947	(511,821)
2550	Juvenile Hall Total	2,218,121	1,443,293	2,064,055	154,066
2560	Probation Total	1,364,242	1,569,445	1,274,259	89,983
2710	Agriculture Total	506,196	916,213	683,897	(177,701)
2810	Cannabis Management Total	42,483	13,127	29,400	13,083
2830	Emergency Services Total	212,239	25,233	42,427	169,812
2851	Planning & Building Total	2,033,370	993,251	1,839,039	194,331
2860	Animal Care Total	614,973	834,057	669,038	(54,065)
3050	Round Valley Airport Total	34,029	3,051	27,865	6,164
3060	Little River Airport Total	58,424	19,857	57,578	846
4010	Community Health Serv. Total	35,857	785,149	21,249	14,608
4011	Environmental Health Total	55,226	(276,558)	140,184	(84,958)
4012	Substance Use Disorder Treatment Total	(20,528)	1,317,693	(20,528)	-
4013	Public Health Nursing Total	160,830	570,524	186,512	(25,682)
4016	Emergency Medical Serv. Total	553,984	(23,691)	646,152	(92,168)
4025	Employee Wellness EAP Total	(8,288)	(91,954)	(8,288)	-
4070	County Med Serv. Prog. Total	-	49,930	-	-
4080	Ca. Children's Services Total	52,887	73,252	141,954	(89,067)
4510	Solid Waste Total	(110,815)	(63,412)	(112,668)	1,853
5010	Soc. Serv. Admin. Total	1,002,461	12,156,328	1,002,461	-
5020	HHSA Administration Total	(131,934)	846,125	-	(131,934)
5130	Cal Works/Foster Care Total	1,741,287	4,503,333	1,741,287	-
5170	In-Home Supp. Serv. Total	1,618,083	754,334	1,618,083	-
5190	Gen Relief/Assistance Total	527,370	276,540	527,370	-
6210	Farm Advisor Total	231,155	173,044	239,071	(7,916)
7110	County Museum Total	557,372	289,274	488,185	69,187
NET of All General Fund Budget Units' Totals:		60,250,403	64,675,496	63,675,768	(3,425,365)
Total Non-departmental (BU 1000) Revenues:		(56,085,467)	(28,989,536)	(60,769,467)	4,684,000
Total Expenses (1000-5000 Series):		193,945,320	129,228,519	194,442,992	(497,672)
Total of All Revenues:		(188,099,473)	(93,542,559)	(189,420,090)	1,320,617
Use of Designated Reserves:		(1,680,911)	-	(2,116,601)	435,690
NET Expenses + Revenues + Reserves Use:		4,164,936	35,685,960	2,906,301	1,258,635

**ATTACHMENT B**

**FY 2019-20 CEO Proposed Budget Adjustments to Dept Submitted NCC**

Fund	BU	ORG	Department	Account	Adjustment Description	Adjustment
<b>General Fund Budget Adjustments</b>						
1100	1010	CB	Clerk of the Board	861***	Adjustments for salaries, increase	65,919
NET CEO Adjustment for BU 1010:						65,919
1100	1015	BS	Board of Supervisors	861***	Adjustments for salaries, increase	109,085
NET CEO Adjustment for BU 1015:						109,085
1100	1110	AC	Auditor-Controller	861***	Adjustments for salaries, increase	48,566
NET CEO Adjustment for BU 1110:						48,566
1100	1160	GS	Central Services	861***	Adjustments for salaries, increase	16,128
NET CEO Adjustment for BU 1160:						16,128
1100	1210	CO	County Counsel	861***	Adjustments for salaries, increase	112,241
NET CEO Adjustment for BU 1210:						112,241
1100	1610	BG	Facilities (Buildings & Grounds)	826375	Remove Parks Reservation Revenue	21,000
NET CEO Adjustment for BU 1610:						21,000
1100	1810	PM	Economic Development	862189	Add West Co contract	31,586
NET CEO Adjustment for BU 1810:						31,586
1100	1910	LI	Land Improvement	862189	Strom Water (NPDES Trash Amendment)	150,000
NET CEO Adjustment for BU 1910:						150,000
1100	1940	MS	Miscellaneous	862189	Remove West Co contract	(31,586)
NET CEO Adjustment for BU 1940:						(31,586)
1100	1960	IS	Information Services	862120	Critical Enterprise Soft/Hardware Maintenance	299,151
NET CEO Adjustment for BU 1960:						299,151
1100	2012	CD	Court Collections - AB 233	862189	Remove contract from BU	(47,500)
1100	2012	CD	Court Collections - AB 233	827700	Reductions to Revenues for Cannabis activities	85,346
NET CEO Adjustment for BU 2012:						37,846
1100	2070	DA	District Attorney	861***	Adjustments for salaries, reduction	(258,021)
NET CEO Adjustment for BU 2070:						(258,021)

**ATTACHMENT B**

**FY 2019-20 CEO Proposed Budget Adjustments to Dept Submitted NCC**

Fund	BU	ORG	Department	Account	Adjustment Description	Adjustment
1100	2550	JH	Juvenile Hall	861011	REGULAR EMPLOYEES	623,876
1100	2550	JH	Juvenile Hall	861021	CO CONT TO RETIREMENT	263,980
1100	2550	JH	Juvenile Hall	861022	CO CONT TO OASDI	36,159
1100	2550	JH	Juvenile Hall	861023	CO CONT TO OASDI-MEDIC	8,457
1100	2550	JH	Juvenile Hall	861024	CO CONT TO RET INCREME	42,969
1100	2550	JH	Juvenile Hall	861030	CO CONT TO EMPLOYEE IN	123,163
* NET Board Directed Adjustment for BU 2550:						1,098,604
* Note: Juvenile Hall funding was at the direction of the Board of Supervisors, See Note 3						
1100	2560	PR	Probation	865802	OTO	(38,000)
1100	2560	PR	Probation	862189	Add MendoLake Alt Svcs contract to PR	38,000
NET CEO Adjustment for BU 2560:						0
1100	2710	AG	Agriculture	861***	Adjustments for salaries, increase	135,000
NET CEO Adjustment for BU 2710:						135,000
1100	2830	ES	Emergency Services (OES)	827802	OTI	50,000
1100	2830	ES	Emergency Services (OES)	862189	PROF & SPEC SVCS-OTHR	(2,868)
1100	2830	ES	Emergency Services (OES)	864370	EQUIPMENT	(47,132)
NET CEO Adjustment for BU 2830:						0
1100	2860	ANADMIN	Animal Care Services	861013	OVERTIME REG EMP	2,500
1100	2860	ANFBShLT	Animal Care Services	861013	OVERTIME REG EMP	2,500
1100	2860	ANUKCLNC	Animal Care Services	861013	OVERTIME REG EMP	2,500
1100	2860	ANUKSHLT	Animal Care Services	861013	OVERTIME REG EMP	2,500
1100	2860	ANUKSHLT	Animal Care Services	862120	MAINTENANCE-EQUIPMENT	1,000
1100	2860	ANUKSHLT	Animal Care Services	862170	OFFICE EXPENSE	3,000
1100	2860	ANUKSHLT	Animal Care Services	862185	MEDICAL SVCS (for Animals)	1,000
1100	2860	ANUKSHLT	Animal Care Services	862187	EDUCATION & TRAINING	1,000
1100	2860	ANUKSHLT	Animal Care Services	862189	PROF & SPEC SVCS-OTHR	20,000
1100	2860	ANUKSHLT	Animal Care Services	862239	SPEC DEPT EXP	20,000
1100	2860	ANFBShLT	Animal Care Services	862250	TRNSPRATION & TRAVEL	1,000
1100	2860	ANUKCLNC	Animal Care Services	862250	TRNSPRATION & TRAVEL	500
1100	2860	ANUKSHLT	Animal Care Services	862250	TRNSPRATION & TRAVEL	500
1100	2860	ANUKSHLT	Animal Care Services	862253	TRAVEL & TRSP OUT OF COUNTY	833
NET CEO Adjustment for BU 2860:						58,833
1100	4012	DD0100	SUDT	827802	OTI	100
NET CEO Adjustment for BU 4012:						100
1100	4013	PNADM	Public Health Nursing	865802	OTO	(60,000)
1100	4013	PNFIELD	Public Health Nursing	865802	OTO	(12,300)
NET CEO Adjustment for BU 4013:						(72,300)
1100	4016	EM	Emergency Medical Services	863113	New Dispatch agreement	250,000
1100	4016	EMOES	Emergency Medical Services	863113	Increase to current EMS agreement	32,250
NET CEO Adjustment for BU 4016:						282,250
1100	4070	CM	County Medical Services Program	863113	CMSP Realignment & Participation Fee	(247,572)
NET CEO Adjustment for BU 4070:						(247,572)

**ATTACHMENT B**

**FY 2019-20 CEO Proposed Budget Adjustments to Dept Submitted NCC**

<b>Fund</b>	<b>BU</b>	<b>ORG</b>	<b>Department</b>	<b>Account</b>	<b>Adjustment Description</b>	<b>Adjustment</b>
1100	4080	CH	California Children's Services	N/A	MOE/County Match, Correction	30,843
<b>NET CEO Adjustment for BU 4080:</b>						<b>30,843</b>
1100	5130	CW	Cal Works/Foster Care	N/A	MOE/County Match, Correction	1,741,286
<b>NET CEO Adjustment for BU 5130:</b>						<b>1,741,286</b>
1100	6210	FA	Farm Advisor	862250	Transportation & Travel	10,196
<b>NET CEO Adjustment for BU 6210:</b>						<b>10,196</b>
1100	7110	MU	Cultural Services Agency	826390	OTHER CHARGES	(9,000)
1100	7110	MU	Cultural Services Agency	827700	OTHER	8,300
1100	7110	MU	Cultural Services Agency	827707	DONATION	(1,300)
1100	7110	MU	Cultural Services Agency	861011	REGULAR EMPLOYEES	(1,801)
1100	7110	MU	Cultural Services Agency	861021	CO CONT TO RETIREMENT	3,288
1100	7110	MU	Cultural Services Agency	861022	CO CONT TO OASDI	490
1100	7110	MU	Cultural Services Agency	861023	CO CONT TO OASDI-MEDIC	115
1100	7110	MU	Cultural Services Agency	861024	CO CONT TO RET INCREMENT	671
1100	7110	MU	Cultural Services Agency	861030	CO CONT TO EMPLOYEE INSURANCE	5,576
1100	7110	MU	Cultural Services Agency	862090	HOUSEHOLD EXPENSE	(2,500)
1100	7110	MU	Cultural Services Agency	862170	OFFICE EXPENSE	(3,500)
1100	7110	MU	Cultural Services Agency	862187	EDUCATION & TRAINING	(1,500)
1100	7110	MU	Cultural Services Agency	862189	PROF & SPEC SVCS-OTHR	(5,000)
1100	7110	MUP	Cultural Services Agency	862189	PROF & SPEC SVCS-OTHR	(11,000)
1100	7110	MUP	Cultural Services Agency	862239	SPEC DEPT EXP	6,700
1100	7110	MU	Cultural Services Agency	862239	SPEC DEPT EXP	10,508
1100	7110	MU	Cultural Services Agency	862260	UTILITIES	(47)
<b>NET CEO Adjustment for BU 7110:</b>						<b>0</b>
<b>Total of All General Fund (1100) Adjustments:</b>					<b>3,639,155</b>	

**ATTACHMENT B**

**FY 2019-20 CEO Proposed Budget Adjustments to Dept Submitted NCC**

Fund	BU	ORG	Department	Account	Adjustment Description	Adjustment
<b>Non-General Fund Budget Adjustments</b>						
<b>Roads Maintenance</b>						
1200	3010	RO	Roads Maintenance	825670	Federal, Other	(69,500)
1200	3010	RO	Roads Maintenance	865802	OTO	(2,500)
1200	3010	RO	Roads Maintenance	864370	Equipment, Fixed Assets	278,000
NET CEO Adjustment for BU 3010:						<b>206,000</b>
<b>Capital Improvements</b>						
1201	1710	CI	Capital Improvements	827802	OTI	12,000
1201	1710	CI	Capital Improvements	825490	State Other	(12,000)
NET CEO Adjustment for BU 1710:						<b>0</b>
<b>Library</b>						
1205	6110	LB	Library	861011	REGULAR EMPLOYEES	11,588
1205	6110	LB	Library	861012	EXTRA HELP	(15,437)
1205	6110	LB	Library	861021	CO CONT TO RETIREMENT	3,548
1205	6110	LB	Library	861022	CO CONT TO OASDI	682
1205	6110	LB	Library	861023	CO CONT TO OASDI-MEDIC	160
1205	6110	LB	Library	861024	CO CONT TO RET INCREMENT	724
1205	6110	LB	Library	861030	CO CONT TO EMPLOYEE INSURANCE	1,735
1205	6110	LB	Library	862230	INFO TECH EQUIP	25,000
1205	6110	LB	Library	864370	EQUIPMENT	(28,000)
NET CEO Adjustment for BU 6110:						<b>0</b>
<b>Mental Health</b>						
1221	4050	MH	Mental Health	865802	OTO	(1,200,000)
1221	4050	MH	Mental Health	865802	OTO	7,999
NET CEO Adjustment for BU 4050:						<b>(1,192,001)</b>
<b>Mental Health Services Act</b>						
1223	4051	MAPEI	Mental Health Services Act	862239	Special Department Expense	(308,635)
1223	4051	MAPEI	Mental Health Services Act	865802	OTO	308,635
1223	4051	MACSS	Mental Health Services Act	862239	Special Department Expense	(83,445)
1223	4051	MACSS	Mental Health Services Act	865802	OTO	83,445
NET CEO Adjustment for BU 4051:						<b>0</b>
<b>Disaster Recovery</b>						
1225	2910	DR	Disaster Recovery	825460	State Aid for Disaster	(284,437)
1225	2910	DR	Disaster Recovery	825670	Federal Other Revenue	(10,825,207)
1225	2910	DR	Disaster Recovery	827801	Grant Revenue	(4,403,949)
1225	2910	DR	Disaster Recovery	861011	Regular Employees	181,680
1225	2910	DR	Disaster Recovery	962189	Prof Spec Svs	(11,807,139)
1225	2910	DR	Disaster Recovery	863280	Contract Other Agency	(236,407)
NET CEO Adjustment for BU 2910:						<b>(27,375,459)</b>

# ATTACHMENT B

## FY 2019-20 CEO Proposed Budget Adjustments to Dept Submitted NCC

Fund	BU	ORG	Department	Account	Adjustment Description	Adjustment
Capital Projects - Measure B						
1301	1713	CA	Capital Projects - Measure B	827802	OTI	(1,000,000)
1301	1713	CA	Capital Projects - Measure B	862189	Professional Services	1,000,000
NET CEO Adjustment for BU 1713:						0

## CEO Adjustments Summary

General Fund (1100) Adjustments:		3,639,155
BU 1910 Offset:		(29,251)
NET of All General Fund Adjustments:		3,609,904
Fund 1200 Adjustments:		206,000
Fund 1201 Adjustments:		0
Fund 1205 Adjustments:		0
Fund 1221 Adjustments:		(1,192,001)
Fund 1223 Adjustments:		0
Fund 1225 Adjustments:		(27,375,459)
Fund 1301 Adjustments:		0
NET of All Other Adjustments:		(28,361,460)

### NOTES:

- 1) BU-1910 Land Improvement, Requires an additional 150,000. To partially meet that the Dept. submitted an NCC (29,252) under their NCC assignment, and requested an additional 120,748 in General Fund for the 150k total
- 2) Measure B committee has approved their budget for BU 4052, but Board has not yet adopted it.
- 3) Board of Supervisor's directed that funding for Juvenile Hall is to be increased by \$1,098,604 to maintain current operations

## ATTACHMENT C NARRATIVE

- Attachment C – Net County Cost (NCC) Summary Table, contains the Chief Executive Officer’s proposed Net County Cost assignments and recommendations for FY 2019-20.

Total proposed Budget Unit 1000 (Non-departmental Revenue) available as of March 31, 2019, is \$72,886,000, with special fund allocations of: \$1,507,439 to Debt Service, \$3,693,000 to Transportation and \$1,352,771 to Library, leaving \$66,332,790 for allocation to General Fund Departments for their Net County Cost (NCC) assignment. As stated in Attachment C, the total proposed Net County Cost for General Fund Departments is \$64,581,781. The projected closeout of FY 2018-19 provides \$1,751,009 fund balance available for FY 2019-20.

- Attachment C1 – Proposed – Unfunded Budget Priorities for FY 2019-20, contains Board of Supervisors’ priorities.

As the Executive Office worked to meet the priorities of the Board for the FY 2019-20 proposed budget, the budget team was ultimately faced with operational expenses exceeding the growth of discretionary revenue. The Chief Executive Officer considered public health, safety, welfare and employee compensation needs in developing the CEO actions and recommendation.

Department / Program	BU	FY18-19 Base NCC	FY18-19 Adopted NCC	FY 19-20 DEPT Submitted	Adjusted NCC	CEO Adjs. (Prior to Proposed)	1-Time Funding	Reserve Adj.	FY 19-20CEO Proposed NCC
Auditor Nondepartmental Revenue	1000	(66,791,000)	(66,791,000)	(72,886,000)			-	-	(72,886,000)
Debt Service - COPs	8010	1,516,582	1,516,582	1,507,439	-	-	-	-	1,507,439
Transportation	3010	3,620,588	3,620,588	3,693,000	-	-	-	-	3,693,000
Library (CSA)	6110	1,326,243	1,326,243	1,352,771	-	-	-	-	1,352,771
General Reserves	9999	-	-	-	-	-	-	-	-
Contingencies	9991	-	-	-	-	-	-	-	-
IT Reserve	0717	-	-	-	-	-	508,825	-	-
Vehicle Replacement Fund	0711	-	-	-	-	-	-	-	-
Capital Improvements	1710	-	-	-	-	-	100,000	-	-
Capital Projects	1712	-	-	-	-	-	500,000	-	-
Road & Bridge Projects	3041	-	-	-	-	-	-	-	-
Disaster Recovery	2910	702,120	702,120	-	-	-	500,000	-	-
Water Agency	0326	40,000	-	-	-	-	-	-	-
Mental Health	4050	-	-	-	-	-	-	-	-
Remaining Fund Balance:		(59,585,467)	(59,625,467)	(66,332,790)	-	-	1,608,825	-	(66,332,790)

Clerk of the Board	1010	554,911	533,581	535,580	535,580	65,919	-	-	601,499
Board of Supervisors	1015	803,592	773,592	775,593	775,593	109,085	-	-	884,678
Executive Office	1020	1,015,804	1,003,185	1,146,286	1,146,286	-	-	-	1,146,286
Auditor- Controller	1110	1,069,562	1,003,045	1,054,711	1,054,711	-	-	-	1,054,711
Assessor	1120	1,623,780	1,591,407	1,744,507	1,744,507	-	-	-	1,744,507
Treasurer-Tax Collector	1130	198,850	184,750	187,150	187,150	-	-	-	187,150
Central Services	1160	222,256	222,256	401,956	401,956	16,128	-	-	418,084
County Counsel	1210	663,129	628,985	635,185	635,185	112,241	-	-	747,426
Human Resources	1320	1,262,727	1,227,532	1,230,632	1,230,632	-	-	-	1,230,632
Elections	1410	413,359	413,359	413,359	413,359	-	-	-	413,359
Facilities	1610	3,853,154	3,853,154	3,858,454	3,858,454	21,000	-	-	3,879,454
Fleet Management	1620	(38,490)	(38,490)	(15,000)	(15,000)	-	-	-	(15,000)
Economic Development	1810	572,414	572,414	572,000	572,000	31,586	-	-	603,586
Land Improvement	1910	823,750	823,750	794,499	794,499	150,000	-	-	944,499
Retirement	1920	-	-	-	-	-	-	-	-
Teeter Plan	1930	(1,500,000)	(1,500,000)	-	-	-	-	-	-
Miscellaneous	1940	1,239,704	1,304,544	1,114,544	1,114,544	(31,586)	-	-	1,082,958
Clerk-Recorder	1941	(135,927)	(135,927)	(112,475)	(112,475)	-	-	-	(112,475)
Information Services	1960	3,150,519	3,150,519	3,153,209	3,153,209	299,151	-	-	3,452,360
Courts - AB 233	2012	(708,069)	(718,100)	(708,100)	(708,100)	37,846	-	-	(670,254)
Grand Jury	2060	92,210	87,600	89,600	89,600	-	-	-	89,600
District Attorney	2070	4,447,266	4,447,266	4,731,987	4,731,987	(258,021)	-	-	4,473,966
Public Defender	2080	2,485,146	2,408,089	2,414,339	2,414,339	-	-	-	2,414,339
Alternate Defender	2085	813,547	787,300	790,000	790,000	-	-	-	790,000
Conflict Defender	2086	130,400	130,400	130,400	130,400	-	-	-	130,400
Child Support Services	2090	(133,084)	(133,084)	(177,960)	(177,960)	-	-	-	(177,960)
Sheriff-Coroner	2310	14,197,301	14,197,301	14,997,301	14,997,301	-	-	-	14,997,301
Jail	2510	9,939,126	9,939,126	10,239,126	10,239,126	-	-	-	10,239,126
Juvenile Hall	2550	1,000,000	2,218,218	1,000,000	1,000,000	1,098,604	-	-	2,098,604
Probation	2560	1,834,095	1,364,143	1,375,468	1,375,468	-	-	-	1,375,468
Agriculture	2710	472,348	431,391	431,391	431,391	135,000	-	-	566,391
Cannabis Management	2810	131,206	117,288	117,288	117,288	-	-	-	117,288
Office of Emergency Services (OES)	2830	198,470	198,470	198,470	198,470	-	-	-	198,470
Planning & Building	2851	2,033,370	2,033,370	1,993,625	1,993,625	-	-	50,000	2,043,625
Animal Care	2860	646,383	605,849	612,016	612,016	58,833	-	-	670,849
Round Valley Airport	3050	34,029	34,029	34,029	34,029	-	-	-	34,029
Little River Airport	3060	58,424	58,424	58,424	58,424	-	-	-	58,424
Public Health Administration	4010	35,857	35,857	321,249	321,249		-	(300,000)	21,249
Environmental Health	4011	55,226	55,226	170,184	170,184		-	(30,000)	140,184
Substance Use Disorder Treatment	4012	(20,528)	(20,528)	258,177	258,177	(100)	-	(169,706)	88,371
Public Health Nursing	4013	160,830	160,830	1,686,512	1,686,512	(72,300)	-	(1,427,700)	186,512
Emergency Medical Services (EMS)	4016	553,984	553,984	553,984	553,984	282,250	-	-	836,234
Employee Wellness	4025	(8,288)	(8,288)	-	-	-	-	-	-
County Medical Services Program	4070	-	-	247,572	247,572	(247,572)	-	-	-
California Children's Services	4080	52,887	52,887	30,843	30,843	-	-	-	30,843
Solid Waste	4510	(110,815)	(110,815)	(110,814)	(110,814)	-	-	-	(110,814)
Social Services Administration	5010	1,002,461	1,002,461	1,002,461	1,002,461	-	-	-	1,002,461
HHSA Administration	5020	(131,934)	(131,934)	-	-	-	-	-	-
Cal Works/Foster Care	5130	1,741,287	1,741,287	1,741,286	1,741,286	-	-	-	1,741,286
In-Home Supportive Services	5170	1,618,083	1,618,083	1,618,083	1,618,083	-	-	-	1,618,083
General Relief/Assistance	5190	527,370	527,370	527,370	527,370	-	-	-	527,370
Farm Advisor	6210	240,912	231,155	219,054	219,054	10,196	-	-	229,250
Cultural Services Agency	7110	557,372	557,372	557,372	557,372	-	-	-	557,372
SubTotal of General Fund DEPTs:		59,739,968	60,083,683	64,640,927	64,640,927	1,818,260	1,608,825	(1,877,406)	64,581,781

General Fund Summary			CEO Recommendations		
Available Nondepartmental Revenue		(66,332,790)	FY 2019-20 Fund Balance		(1,751,009)
Fund Balance Carryforward		(1,608,825)			
Total Available Nondepartmental Revenue		(67,941,615)	Labor Negoations		1,533,009
FY 2019-20 Available Nondepartmental Revenue		(67,941,615)	Sheriff Office Mandatory Staffing		118,000
Use of 1x \$'s		1,608,825	Potter Valley Water Project		100,000
Total Proposed NCC		64,581,781			
FY 2019-20 Fund Balance		(1,751,009)	Balanced Budget		-

--



ATTACHMENT C1

**\*Proposed - Unfunded Budget Priorities for FY2019-20**

		CEO Adjustments	BOS Priorities	Deferred	CEO Recommendations
<b>Financial Sustainability</b>	\$ 4,514,100	\$ 2,700,000	\$ 240,000	\$ 1,574,100	\$ -
• Cannabis Program Sustainability (County wide impact)	\$ 800,000			\$ 800,000	
• Juvenile Hall Sustainability	\$ 2,100,000	\$ 2,100,000			
• Probation Sustainability	\$ 460,000		\$ 200,000	\$ 260,000	
• Facilities - Preventative Maintenance (policy 33) Project to use FY 18/19 carryforward Courthouse settlement	\$ 254,100	\$ 100,000		\$ 154,100	
• ADA Transition Plan	\$ 400,000		\$ 40,000	\$ 360,000	
• Additional New Jail Costs (1.8M total est.) Project to use FY 18/19 carryforward	\$ 500,000	\$ 500,000			
<b>Organizational Development</b>	\$ 9,150,000	\$ 508,825	\$ 5,118,000	\$ -	\$ 1,651,009
• Operational efficiencies	- TBD -				
* Data driven decisions					
• Employee Salaries & Labor Negotiations	\$ 5,000,000		\$ 5,000,000		\$ 1,533,009
* KOFF Study					
• Sheriff Office - Mandate for Transparency (staffing request)	\$ 150,000		\$ 118,000		\$ 118,000
• IT Master Plan (ongoing funding need) Project to use FY 18/19 carryforward	\$ 4,000,000	\$ 508,825			
• Broadband Development				XXX	
<b>Economic/Business Development</b>	\$ 780,000	\$ -	\$ -	\$ -	\$ -
• Solar / estimate to be covered by savings	- NET 0 -				
• Vehicle replacement (electric)	\$ 780,000				
<b>Support for Emergency Services</b>	\$ 3,000,000	\$ 500,000	\$ 2,000,000	\$ 500,000	\$ -
• Local Emergency Medical Services, Staffing Support	\$ 500,000			\$ 500,000	
• Disaster Recovery and Resiliency Project to use FY 18/19 carryforward	\$ 2,500,000	\$ 500,000	\$ 2,000,000		
* Emergency Preparedness (500K cameras FY 19/20)					
* Emergency Access Routes					
<b>Support Community Partners</b>	\$ 555,512	\$ -	\$ 440,512	\$ 115,000	\$ 100,000
• Potter Valley Water (FERC project #77)	\$ 150,000		\$ 150,000		\$ 100,000
• Climate Action Committee	\$ 110,512		\$ 110,512		
• Fire Safe Awareness/Forest Management	\$ 145,000		\$ 145,000		
• County Service Area 3 (CSA3)	\$ 150,000		\$ 35,000	\$ 115,000	\$ -
<i>Estimated Annual Cost:</i>	\$ 17,999,612	\$ 3,708,825	\$ 7,798,512	\$ 2,189,100	\$ 1,751,009
• Unfunded Department NCC requests	\$ 1,556,151	\$ -	\$ -	\$ -	\$ -
* Agriculture, Alternate Defender, Public Defender, Cannabis, Probation					
<i>Total Estimated Annual Cost:</i>	\$ 19,555,763	\$ 3,708,825	\$ 7,798,512	\$ 2,189,100	\$ 1,751,009

**ATTACHMENT D**

**FY2019-20 Use of One-Time Funds**

					Description	Amount		
					FY2018-19 Projected EOY Fund Balance:	(1,258,635)		
					FY2018-19 Unallocated Fund Balance:	(350,190)		
					Total Unallocated Fund Balances:	(1,608,825)		
Fund	BU	ORG	Department	Account	Account Description	Amount		
Revenue Adjustments								
1100	1710	CI	Capital Improvements	827802	Operating Transfer In	(100,000)		
Total for BU 1710:						(100,000)		
1225	2910	DR	Disaster-Recovery	827802	Operating Transfer In	(500,000)		
Total for BU 2910:						(500,000)		
1300	1712	CP	Capital Projects	827802	Operating Transfer In	(500,000)		
Total for BU 1712:						(500,000)		
7170	0717	IT	IT Reserves	827802	Operating Transfer In	(508,825)		
Total for BU 0717:						(508,825)		
					Total Revenue Adjustments:	(1,608,825)		
Expense Adjustments								
1100	1000	ND	Non-Departmental Revenues	865802	Operating Transfer Out	100,000		
1100	1000	ND	Non-Departmental Revenues	865802	Operating Transfer Out	500,000		
1100	1000	ND	Non-Departmental Revenues	865802	Operating Transfer Out	500,000		
1100	1000	ND	Non-Departmental Revenues	865802	Operating Transfer Out	508,825		
Total for BU 1000:						1,608,825		
Use of One-Time Funds Summary								
					Total Expense Adjustments:	1,608,825		
					Total Revenue Adjustments:	(1,608,825)		
					NET of All Adjustments:	0		
BU			ORG	Use of 1x \$		Description	Amount	
1710			CI	100,000		FY2018-19 Projected EOY Fund Balance:	(1,258,635)	
1712			CP	500,000		FY2018-19 Unallocated Fund Balance:	(350,190)	
2910			DR	500,000		////////	---	
0717			IT	508,825		////////	---	
Total Allocations:			1,608,825		Total Unallocated Fund Balances:			(1,608,825)
							Description	Amount
							NET Fund 1100 Adjustments:	1,508,825
							NET Fund 1225 Adjustments:	(500,000)
							NET Fund 1300 Adjustments:	(500,000)
							NET Fund 7170 Adjustments:	(508,825)
							Total General Fund (1100) Impact:	0

## CEO Recommended Position Adjustments FY 2019-20

Budget Unit	Department	Position	Pos #	Funding Source	Request
<b>Fund Existing Unfunded Positions</b>					
1120	Assessor	Assistant Assessor	85	General Fund	Fund
4012	HHSA - Alcohol/Other Drugs Prgm	Substance Abuse Counselor II	3682	Drug Medi-Cal/91 Realignment	Fund
4012	HHSA - Alcohol/Other Drugs Prgm	Substance Abuse Counselor II	3696	Drug Medi-Cal/91 Realignment	Fund
<b>Add / Delete</b>					
2310	Sheriff Coroner	Deputy Sheriff/Coroner II	282		Delete
2310	Sheriff Coroner	Sheriff's Sergeant	TBD	General Fund	Add
2310	Sheriff Coroner	Staff Assistant III	3904		Delete
2310	Sheriff Coroner	Legal Secretary II	TBD	General Fund	Add
2310	Sheriff Coroner	Administrative Services Manager II	3231		Delete
2310	Sheriff Coroner	Sheriff's Business Services Officer	TBD	General Fund	Add
2310	Sheriff Coroner	Program Manager	3930		Delete
2310	Sheriff Coroner	Supervising Legal Secretary	TBD	General Fund	Add
0418	HHSA - Public Health WIC	Health Program Eligibility Worker	3652		Delete
0418	HHSA - Public Health WIC	Senior Health Program Eligibility Worker	TBD	Grant	Add
4010	HHSA - Public Health	Account Specialist Supervisor	2089		Delete
0418	HHSA - Public Health WIC	Senior Health Program Eligibility Worker	TBD	91 Realignment/Grant	Add
4010	HHSA - Public Health	Senior Program Specialist	3782		Delete
4010	HHSA - Public Health	Senior Department Analyst	TBD	91 Realignment	Add
4011	HHSA - Environmental Health	Senior Environmental Health Specialist	1606		Delete
4010	HHSA - Public Health	Senior Department Analyst	TBD	91 Realignment	Add
4013	HHSA - Public Health Nursing	Health Program Technician	3843		Delete
4013	HHSA - Public Health Nursing	Community Health Specialist II	TBD	91 Realignment	Add
4050	HHSA - Mental Health	Mental Health Clinician II	2099		Delete
4010	HHSA - Public Health	Senior Program Specialist	TBD	91 Realignment/Grant	Add
4050	HHSA - Mental Health	Mental Health Clinician II	2235		Delete
4010	HHSA - Public Health	Senior Department Analyst	TBD	91 Realignment/Grant	Add
4050	HHSA - Mental Health	Mental Health Clinician II	3431		Delete
5020	HHSA - Administration	Compliance Manager	TBD	Fed, State & Realignment	Add
4050	HHSA - Mental Health	Supervising Mental Health Clinician	3763		Delete
4051	HHSA - Mental Health	Program Administrator	TBD	MHSA	Add
4050	HHSA - Mental Health	Supervising Mental Health Clinician	3765		Delete
4050	HHSA - Mental Health	Program Administrator	TBD	91 Realignment/MH MAA	Add
4050	HHSA - Mental Health	Community Health Worker II	4160		Delete
4012	HHSA - Alcohol/Other Drugs Prgm	Senior Community Health Worker	TBD	5ABG	Add
4080	HHSA - Public Health CCS	Health Program Eligibility Worker	3769		Delete
0418	HHSA - Public Health WIC	Sr. Health Program Eligibility Worker	TBD	Grant	Add
5010	HHSA - Social Services	Staff Assistant II	0804		Delete
5010	HHSA - Social Services	Staff Assistant III	TBD	Fed (TANF) & State	Add
5010	HHSA - Social Services	Staff Assistant II	0805		Delete
5010	HHSA - Social Services	Staff Assistant III	TBD	Fed (TANF) & State	Add
5010	HHSA - Social Services	Staff Assistant II	0820		Delete
5010	HHSA - Social Services	Staff Assistant III	TBD	Fed (TANF) & State	Add
5010	HHSA - Social Services	Staff Assistant II	1009		Delete
5010	HHSA - Social Services	Staff Assistant III	TBD	Fed (TANF) & State	Add
5010	HHSA - Social Services	Staff Assistant II	1880		Delete
5010	HHSA - Social Services	Account Specialist III	TBD	Fed, State & Realignment	Add
5010	HHSA - Social Services	Senior Department Analyst	2212		Delete
5010	HHSA - Social Services	Senior Program Manager	TBD	Fed, State & Realignment	Add
5010	HHSA - Social Services	Office Assistant Supervisor II	2607		Delete
5010	HHSA - Social Services	Supervising Staff Assistant	TBD	Fed, State & Realignment	Add
5010	HHSA - Social Services	Office Assistant Supervisor II	2726		Delete
5010	HHSA - Social Services	Supervising Staff Assistant	TBD	Fed, State & Realignment	Add
5010	HHSA - Social Services	Staff Assistant III	3089		Delete
5010	HHSA - Social Services	Account Specialist III	TBD	Fed, State & Realignment	Add
5010	HHSA - Social Services	Staff Assistant II	3267		Delete
5010	HHSA - Social Services	Staff Assistant III	TBD	Fed (TANF) & State	Add

# ATTACHMENT E

5010	HHSA - Social Services	Senior Prevention Services Coordinator	3520		Delete
5010	HHSA - Social Services	Social Worker III	TBD	Fed, State & Realignment	Add
5010	HHSA - Social Services	Mental Health Rehabilitation Specialist	3766		Delete
5010	HHSA - Social Services	Welfare Investigator II	TBD	Fed, State & Realignment	Add
5010	HHSA - Social Services	Supervising Mental Health Clinician	3768		Delete
5010	HHSA - Social Services	Senior Program Specialist	TBD	Fed, State & Realignment	Add
5010	HHSA - Social Services	Program Specialist II	4173		Delete
5010	HHSA - Social Services	Senior Program Specialist	TBD	Fed, State & Realignment	Add
5010	HHSA - Social Services	Senior Public Health Nurse	4191		Delete
5010	HHSA - Social Services	Social Worker III	TBD	Fed, State & Realignment	Add
7110	Cultural Services - Museum	Office Services Supervisor	4000		Delete
7110	Cultural Services - Museum	Librarian II	TBD	General Fund	Add
<b>Budget Unit Transfers</b>					
2710	Agriculture	Ag Measurements Standards Specialist III	4066		Transfer Out
2810	Cannabis Program	Ag Measurements Standards Specialist III	4066	Cannabis Cultivation Program	Transfer In
2710	Agriculture	Ag Measurements Standards Specialist III	4067		Transfer Out
2810	Cannabis Program	Ag Measurements Standards Specialist III	4067	Cannabis Cultivation Program	Transfer In
2710	Agriculture	Ag Measurements Standards Specialist III	4113		Transfer Out
2810	Cannabis Program	Ag Measurements Standards Specialist III	4113	Cannabis Cultivation Program	Transfer In
2710	Agriculture	Ag Measurements Standards Specialist III	4115		Transfer Out
2810	Cannabis Program	Ag Measurements Standards Specialist III	4115	Cannabis Cultivation Program	Transfer In
4010	HHSA - Public Health	Department Analyst II	4156		Transfer Out
4072	HHSA - Whole Person Care	Department Analyst II	4156	Grant	Transfer In
4012	HHSA - Alcohol/Other Drugs Prgm	Staff Assistant III	3383		Transfer Out
4010	HHSA - Public Health	Staff Assistant III	3383	91 Realignment/Grant	Transfer In
4012	HHSA - Alcohol/Other Drugs Prgm	Program Administrator	3655		Transfer Out
4010	HHSA - Public Health	Program Administrator	3655	91 Realignment/Grant	Transfer In
4012	HHSA - Alcohol/Other Drugs Prgm	Senior Program Specialist	3706		Transfer Out
4010	HHSA -Public Health	Senior Program Specialist	3706	Grant	Transfer In
4012	HHSA - Alcohol/Other Drugs Prgm	Senior Program Specialist	3707		Transfer Out
4010	HHSA - Public Health	Senior Program Specialist	3707	Grant & 5APT	Transfer In
4013	HHSA - Public Health Nursing	Senior Program Manager	4046		Transfer Out
4010	HHSA - Public Health	Senior Program Manager	4046	91 Realignment/Grant	Transfer In
4013	HHSA - Public Health Nursing	Senior Program Manager	4048		Transfer Out
5010	HHSA - Social Services	Senior Program Manager	4048	Grant/Cal-Fresh Outreach	Transfer In
4050	HHSA - Mental Health	Account Specialist III	2475		Transfer Out
4012	HHSA - Alcohol/Other Drugs Prgm	Account Specialist III	2475	5ABG/DMC	Transfer In
4050	HHSA - Mental Health	Mental Health Rehabilitation Specialist	3727		Transfer Out
4051	HHSA - Mental Health	Mental Health Rehabilitation Specialist	3727	MHSA	Transfer In
4050	HHSA - Mental Health	Senior Program Specialist	3801		Transfer Out
4051	HHSA - Mental Health	Senior Program Specialist	3801	MHSA	Transfer In
4050	HHSA - Mental Health	Staff Assistant III	4097		Transfer Out
4051	HHSA - Mental Health	Staff Assistant III	4097	MHSA	Transfer In
4080	HHSA - Public Health CCS	Supervising Therapist	2707		Transfer Out
4010	HHSA - Public Health	Supervising Therapist	2707	Grant	Transfer In
5010	HHSA - Social Services	Senior Public Health Nurse	4190		Transfer Out
4080	HHSA - Public Health CCS	Senior Public Health Nurse	4190	Fed, State & Realignment	Transfer In
5020	HHSA - Administration	Staff Services Administrator	2852		Transfer Out
4072	HHSA - Whole Person Care	Staff Services Administrator	2852	Grant	Transfer In
<b>Increase / Decrease FTE Allocation</b>					
6110	Cultural Services - Library	Library Assistant	3916	Measure A & Property Tax	Increase .5 FTE to 1.0
6110	Cultural Services - Library	Library Assistant	3919	Measure A & Property Tax	Increase .5 FTE to 1.0
<b>Delete Positions Vacant &gt; 36 months</b>					
1941	Clerk-Recorder	Staff Assistant I (96 Months)	1716	Unfunded	Delete
2070*	District Attorney	D.A. Investigator .50FTE (105 Months)	3897	Unfunded	Delete
2310*	Sheriff Coroner	Deputy Sheriff/Coroner II (106 Months)	1120	Unfunded	Delete
3010*	Transportation	Staff Assistant II (93 Months)	3048	Unfunded	Delete

Fund Existing: 3.0 FTE; Delete: 35.5 FTE; Add 32.0 FTE; Increased/Decreased Allocations:1.0 FTE; Budget Unit Transfers: 18.0 FTE; Net FTE Change -2.5

\*Vacant >36 Months; no response from Department to justify keeping allocation

ATTACHMENT F

PROJECTS	Total Five Year Funding		2019-20			2020-21		2021-22		2022-23		2023-24	
	General Fund	Non-GF	GF - Carry Forward	New General Fund	Non-GF	General Fund	Non-GF	General fund	Non-GF	General fund	Non-GF	General fund	Non-GF
Roof Replacements													
Administration Center Roof & HVAC	\$ 5,049,518.00	\$ -	\$ 1,709,518.00	\$ 940,000.00	\$ -	\$ 1,200,000.00	\$ -	\$ 1,200,000.00	\$ -	\$ -	\$ -	\$ -	\$ -
Main Jail Roof & HVAC Replacement	\$ 775,000.00	\$ -	\$ 775,000.00	\$ -	\$ -	\$ -	\$ -	\$ -	\$ -	\$ -	\$ -	\$ -	\$ -
EOC - Jail Programs Roof & HVAC Replacement	\$ 360,000.00	\$ -	\$ 225,000.00	\$ 135,000.00									
Willits Library Roof Replacement	\$ -	\$ 250,000.00					\$ 250,000.00						
Willits Veterans Hall Roof Replacement	\$ 150,000.00	\$ 250,000.00				\$ 150,000.00							
Ukiah Library Roof Replacement	\$ -	\$ 460,000.00					\$ -		\$ 460,000.00				
Roof Replacements - All Buildings	\$ 2,215,000.00	\$ 725,000.00	\$ 50,000.00	\$ 55,000.00	\$ 150,000.00	\$ 350,000.00	\$ 100,000.00	\$ 800,000.00	\$ 50,000.00	\$ 425,000.00	\$ 150,000.00	\$ 535,000.00	\$ 275,000.00
Roof Recoating to Extend Life - All Buildings	\$ 590,000.00	\$ 290,000.00	\$ 50,000.00	\$ 150,000.00	\$ 50,000.00	\$ 150,000.00	\$ 65,000.00	\$ 75,000.00	\$ 75,000.00	\$ 75,000.00	\$ 70,000.00	\$ 90,000.00	\$ 30,000.00
Public Health-Mental Health Roof & HVAC	\$ -	\$ 2,400,000.00	\$ -	\$ -	\$ 1,900,000.00	\$ -	\$ 500,000.00	\$ -	\$ -	\$ -	\$ -	\$ -	\$ -
Roof Replacement Totals	\$ 9,139,518.00	\$ 4,375,000.00	\$ 2,809,518.00	\$ 1,280,000.00	\$ 2,100,000.00	\$ 1,850,000.00	\$ 915,000.00	\$ 2,075,000.00	\$ 585,000.00	\$ 500,000.00	\$ 220,000.00	\$ 625,000.00	\$ 305,000.00
Energy Efficiency Retrofitting & Upgrades													
Sheriff's Administration - HVAC Replacement	\$ 200,000.00	\$ -	\$ -	\$ -	\$ -	\$ 200,000.00	\$ -		\$ -	\$ -	\$ -	\$ -	\$ -
Other Buildings - HVAC Replacement	\$ 785,000.00	\$ 585,000.00	\$ 100,000.00	\$ 25,000.00	\$ 90,000.00	\$ 190,000.00	\$ 85,000.00	\$ 240,000.00	\$ 85,000.00	\$ 125,000.00	\$ 180,000.00	\$ 105,000.00	\$ 145,000.00
Solar lighting & EV Charging Stations	\$ 175,000.00	\$ 210,000.00	\$ -	\$ -	\$ 45,000.00	\$ -	\$ 45,000.00	\$ -	\$ 45,000.00	\$ -	\$ -	\$ 175,000.00	\$ 75,000.00
Windows, Weatherization, Insulation	\$ 15,000.00	\$ 40,000.00		\$ -	\$ -	\$ -	\$ -	\$ -	\$ -	\$ -	\$ -	\$ 15,000.00	\$ 40,000.00
LED Lighting Upgrades	\$ -	\$ -	\$ -	\$ -									
Energy Efficiency Retrofitting & Upgrades Totals	\$ 1,175,000.00	\$ 835,000.00	\$ 100,000.00	\$ 25,000.00	\$ 135,000.00	\$ 390,000.00	\$ 130,000.00	\$ 240,000.00	\$ 130,000.00	\$ 125,000.00	\$ 180,000.00	\$ 295,000.00	\$ 260,000.00
Capital Facilities Maintenance & Compliance													
Exterior Painting - Jail Building #2	\$ 335,000.00	\$ -	\$ -	\$ 285,000.00	\$ -	\$ 50,000.00	\$ -	\$ -	\$ -	\$ -			
Exterior Painting Remaining Buildings	\$ 490,000.00	\$ 440,000.00	\$ 35,000.00	\$ 50,000.00	\$ 95,000.00	\$ 150,000.00	\$ 125,000.00	\$ 90,000.00	\$ 60,000.00	\$ 90,000.00	\$ 60,000.00	\$ 75,000.00	\$ 100,000.00
Interior Painting - Jail Building #1	\$ 240,000.00	\$ -		\$ 15,000.00	\$ -	\$ -	\$ -	\$ 225,000.00	\$ -				
Interior Painting - Remaining Buildings	\$ 325,000.00	\$ 360,000.00	\$ 35,000.00	\$ 30,000.00	\$ 50,000.00	\$ 60,000.00	\$ 100,000.00	\$ 50,000.00	\$ 90,000.00	\$ 30,000.00	\$ 60,000.00	\$ 120,000.00	\$ 60,000.00
Flooring Replacements - All Buildings	\$ 610,000.00	\$ 688,000.00	\$ 30,000.00	\$ 40,000.00	\$ 148,000.00	\$ 125,000.00	\$ 250,000.00	\$ 200,000.00	\$ 100,000.00	\$ 125,000.00	\$ 100,000.00	\$ 90,000.00	\$ 90,000.00
Parking Lot Rehabilitation - All Facilities	\$ 530,000.00	\$ 450,000.00	\$ -	\$ 80,000.00	\$ 25,000.00	\$ 75,000.00	\$ 100,000.00	\$ 175,000.00	\$ 205,000.00	\$ 85,000.00	\$ 70,000.00	\$ 115,000.00	\$ 50,000.00
ADA Retrofitting & Upgrades - All Facilities	\$ 425,000.00	\$ 250,000.00	\$ 25,000.00	\$ 100,000.00	\$ 50,000.00	\$ 50,000.00	\$ 50,000.00	\$ 50,000.00	\$ 50,000.00	\$ 50,000.00	\$ 50,000.00	\$ 150,000.00	\$ 50,000.00
Electrical & Mechanical (Non-HVAC) Upgrades	\$ 625,000.00	\$ 350,000.00	\$ 30,000.00	\$ 170,000.00	\$ 90,000.00	\$ 100,000.00	\$ 110,000.00	\$ 100,000.00	\$ 50,000.00	\$ 125,000.00	\$ 40,000.00	\$ 100,000.00	\$ 60,000.00
Other Deferred Maintenance Projects	\$ 570,000.00	\$ -	\$ 30,000.00	\$ 140,000.00		\$ 100,000.00	\$ -	\$ 100,000.00	\$ -	\$ 100,000.00	\$ -	\$ 100,000.00	\$ -
Un-reimbursed Water Damage & Mold Claims	\$ 170,000.00	\$ 150,000.00	\$ 40,000.00	\$ 50,000.00	\$ 70,000.00	\$ 20,000.00	\$ 20,000.00	\$ 20,000.00	\$ 20,000.00	\$ 20,000.00	\$ 20,000.00	\$ 20,000.00	\$ 20,000.00
Hazardous Tree Mitigation	\$ 220,000.00	\$ 110,000.00	\$ 5,000.00	\$ 65,000.00	\$ 20,000.00	\$ 50,000.00	\$ 30,000.00	\$ 40,000.00	\$ 20,000.00	\$ 30,000.00	\$ 20,000.00	\$ 30,000.00	\$ 20,000.00
Park Maintenance & Enhancements	\$ 500,000.00	\$ -		\$ 100,000.00	\$ -	\$ 100,000.00	\$ -	\$ 200,000.00	\$ -	\$ 50,000.00	\$ -	\$ 50,000.00	\$ -
Capital Facilities Maintenance & Compliance Totals	\$ 5,040,000.00	\$ 2,798,000.00	\$ 230,000.00	\$ 1,125,000.00	\$ 548,000.00	\$ 880,000.00	\$ 785,000.00	\$ 1,250,000.00	\$ 595,000.00	\$ 705,000.00	\$ 420,000.00	\$ 850,000.00	\$ 450,000.00
Fire-Life-Safety / Modernization Ageing Facilities													
Probation - Exiting and Fire Safety	\$ 420,000.00	\$ -	\$ 30,000.00	\$ 30,000.00	\$ -	\$ 260,000.00	\$ -	\$ 100,000.00	\$ -	\$ -	\$ -	\$ -	\$ -
Sheriff's Administration Building Upgrades	\$ 400,000.00	\$ -		\$ -	\$ -	\$ 200,000.00	\$ -	\$ 200,000.00	\$ -	\$ -	\$ -	\$ -	\$ -
Yokayo Center Exterior Repairs & ADA Compliance	\$ -	\$ 910,000.00		\$ -	\$ 430,000.00	\$ -	\$ 480,000.00	\$ -	\$ -	\$ -	\$ -	\$ -	\$ -
Fire-Life-Safety Compliance Improvements All Buildings	\$ 600,000.00	\$ 560,000.00		\$ 50,000.00	\$ 110,000.00	\$ -	\$ 225,000.00	\$ -	\$ 225,000.00	\$ 300,000.00	\$ -	\$ 250,000.00	\$ -
DOT Road Materials Covers & Video Security	\$ -	\$ 380,000.00		\$ -	\$ 55,000.00	\$ -	\$ 100,000.00	\$ -	\$ 100,000.00		\$ 125,000.00		\$ -
Park Hazard Mitigation (Low Gap Bridge & Bower Park Spillway)	\$ 1,175,000.00	\$ -	\$ -	\$ 125,000.00		\$ 100,000.00						\$ 950,000.00	
Asbestos and Lead Abatement (Paint & Flooring)	\$ 120,000.00	\$ 120,000.00		\$ 30,000.00	\$ 30,000.00	\$ 25,000.00	\$ 25,000.00	\$ 25,000.00	\$ 25,000.00	\$ 20,000.00	\$ 20,000.00	\$ 20,000.00	\$ 20,000.00
Underground Storage Tank Mitigation & Monitoring	\$ 225,000.00	\$ -	\$ 40,000.00	\$ 60,000.00		\$ 50,000.00	\$ -	\$ 50,000.00	\$ -	\$ 25,000.00	\$ -	\$ -	\$ -
HIRSCH and other Security Improvements	\$ 145,000.00	\$ 225,000.00		\$ 40,000.00	\$ 120,000.00	\$ 30,000.00	\$ 30,000.00	\$ 25,000.00	\$ 25,000.00	\$ 30,000.00	\$ 30,000.00	\$ 20,000.00	\$ 20,000.00
Fire Alarm and Fire Supression Systems	\$ 500,000.00	\$ 125,000.00		\$ 150,000.00	\$ -	\$ 200,000.00	\$ 50,000.00	\$ 150,000.00	\$ 75,000.00	\$ -	\$ -	\$ -	\$ -

ATTACHMENT F

Workflow/Staffing Remodel Requests	\$ 615,000.00	\$ 480,000.00		\$ 15,000.00	\$ 80,000.00	\$ 150,000.00	\$ 100,000.00	\$ 150,000.00	\$ 100,000.00	\$ 150,000.00	\$ 100,000.00	\$ 150,000.00	\$ 100,000.00
Other Departmental Small Projects	\$ 115,000.00	\$ 125,000.00		\$ 15,000.00	\$ 25,000.00	\$ 25,000.00	\$ 25,000.00	\$ 25,000.00	\$ 25,000.00	\$ 25,000.00	\$ 25,000.00	\$ 25,000.00	\$ 25,000.00
Fire-Life-Safety / Modernization Ageing Facilities Totals	\$ 4,315,000.00	\$ 2,925,000.00	\$ 70,000.00	\$ 515,000.00	\$ 850,000.00	\$ 1,040,000.00	\$ 1,035,000.00	\$ 725,000.00	\$ 575,000.00	\$ 550,000.00	\$ 300,000.00	\$ 1,415,000.00	\$ 165,000.00
Major Projects - Capital Improvements													
Treasurer Tax Collector Operational Improvements	\$ 185,000.00	\$ -	\$ 185,000.00	\$ -	\$ -	\$ -	\$ -	\$ -	\$ -	\$ -	\$ -	\$ -	\$ -
New Generators and Generator Back-ups	\$ 295,000.00	\$ 125,000.00	\$ 170,000.00	\$ -	\$ -	\$ 75,000.00	\$ 75,000.00	\$ 50,000.00	\$ 50,000.00	\$ -	\$ -	\$ -	\$ -
Library Meeting Room & Fire Alarm System	\$ -	\$ 135,000.00	\$ -	\$ -	\$ 135,000.00	\$ -	\$ -	\$ -	\$ -	\$ -	\$ -	\$ -	\$ -
Public Health - Mental Health Siding Replacement	\$ -	\$ 300,000.00		\$ -	\$ 50,000.00	\$ -	\$ 250,000.00	\$ -	\$ -	\$ -	\$ -	\$ -	\$ -
Pt. Arena Veterans Hall ADA & Maintenance	\$ 165,000.00	\$ -	\$ -	\$ 15,000.00	\$ -	\$ 25,000.00	\$ -	\$ 75,000.00	\$ -	\$ 50,000.00	\$ -	\$ -	\$ -
Jail Expansion Project	\$ 1,000,000.00	\$ 24,000,000.00	\$ -	\$ 500,000.00	\$ -	\$ 300,000.00	\$ -	\$ 200,000.00	\$ 5,000,000.00	\$ -	\$ 14,000,000.00	\$ -	\$ 5,000,000.00
Parking Lot Rehabilitation - Jail & Administration Center	\$ 650,000.00	\$ -	\$ 300,000.00	\$ -	\$ -	\$ 175,000.00		\$ 175,000.00	\$ -	\$ -			
Microwave System Infrastructure Improvements Incl. Grants	\$ 570,000.00	\$ 500,000.00		\$ 150,000.00	\$ 250,000.00	\$ 170,000.00	\$ 250,000.00	\$ 65,000.00	\$ -	\$ 85,000.00	\$ -	\$ 100,000.00	\$ -
HHSA Facility Planning & Avila Center Expansion	\$ 250,000.00	\$ 1,330,000.00		\$ 250,000.00	\$ 150,000.00	\$ -	\$ -	\$ -	\$ 80,000.00	\$ -	\$ 675,000.00	\$ -	\$ 425,000.00
Major Projects - Capital Improvements Totals	\$ 3,115,000.00	\$ 26,390,000.00	\$ 655,000.00	\$ 915,000.00	\$ 585,000.00	\$ 745,000.00	\$ 575,000.00	\$ 565,000.00	\$ 5,130,000.00	\$ 135,000.00	\$ 14,675,000.00	\$ 100,000.00	\$ 5,425,000.00
Roads & Bridges													
Corrective Maintenance	\$ 5,000,000.00	\$ 16,415,328.00		\$ 1,000,000.00	\$ 215,328.00	\$ 1,000,000.00	\$ 1,500,000.00	\$ 1,000,000.00	\$ 4,900,000.00	\$ 1,000,000.00	\$ 4,900,000.00	\$ 1,000,000.00	\$ 4,900,000.00
Road Reconstruction	\$ -	\$ 3,316,381.00		\$ -	\$ 162,600.00	\$ -	\$ -	\$ -	\$ -	\$ -	\$ 948,781.00	\$ -	\$ 2,205,000.00
Storm Damage	\$ -	\$ 18,808,046.00		\$ -	\$ 5,604,182.00	\$ -	\$ 5,099,301.00	\$ -	\$ 4,231,063.00	\$ -	\$ 3,873,500.00	\$ -	\$ -
Bridge Replacement & Retrofits	\$ -	\$ 42,442,796.00		\$ -	\$ 4,815,196.00	\$ -	\$ 8,149,215.00	\$ -	\$ 12,968,667.00	\$ -	\$ 8,550,081.00	\$ -	\$ 7,959,637.00
Pedestrian Improvements	\$ -	\$ 1,173,783.00		\$ -	\$ 31,200.00	\$ -	\$ 971,583.00	\$ -	\$ 57,000.00	\$ -	\$ 57,000.00	\$ -	\$ 57,000.00
Sediment Reduction/Fish Barrier Removal/Other	\$ -	\$ 2,354,915.00		\$ -	\$ 292,462.00	\$ -	\$ 712,453.00	\$ -	\$ 1,050,000.00	\$ -	\$ 300,000.00	\$ -	\$ -
Roads & Bridges Totals	\$ 5,000,000.00	\$ 84,511,249.00	\$ -	\$ 1,000,000.00	\$ 11,120,968.00	\$ 1,000,000.00	\$ 16,432,552.00	\$ 1,000,000.00	\$ 23,206,730.00	\$ 1,000,000.00	\$ 18,629,362.00	\$ 1,000,000.00	\$ 15,121,637.00
County Vehicle Fleet													
Replacement of County Vehicles	\$ 4,258,000.00	\$ 1,415,000.00		\$ 828,000.00	\$ 290,000.00	\$ 830,000.00	\$ 250,000.00	\$ 850,000.00	\$ 250,000.00	\$ 875,000.00	\$ 300,000.00	\$ 875,000.00	\$ 325,000.00
Information Technology Maintenance & Upgrades													
Microwave System Link Improvements	\$ 225,000.00	\$ -		\$ -	\$ -	\$ 225,000.00	\$ -	\$ -	\$ -	\$ -	\$ -	\$ -	\$ -
IT Reserve (Equipment & Enterprise Software)	\$ 1,525,000.00	\$ -		\$ 425,000.00	\$ -	\$ 250,000.00	\$ -	\$ 250,000.00	\$ -	\$ 350,000.00	\$ -	\$ 250,000.00	\$ -
Countywide Document Imaging System	\$ 500,000.00	\$ -		\$ 100,000.00	\$ -	\$ 100,000.00	\$ -	\$ 100,000.00	\$ -	\$ 100,000.00	\$ -	\$ 100,000.00	\$ -
Information Technology Maintenance & Upgrades Totals	\$ 2,250,000.00	\$ -	\$ -	\$ 525,000.00	\$ -	\$ 575,000.00	\$ -	\$ 350,000.00	\$ -	\$ 450,000.00	\$ -	\$ 350,000.00	\$ -
Sub-Total	\$ 34,292,518.00	\$ 123,249,249.00	\$ 3,864,518.00	\$ 6,213,000.00	\$ 15,628,968.00	\$ 7,310,000.00	\$ 20,122,552.00	\$ 7,055,000.00	\$ 30,471,730.00	\$ 4,340,000.00	\$ 34,724,362.00	\$ 5,510,000.00	\$ 22,051,637.00
Total	\$ 157,541,767.00			\$ 21,841,968.00		\$ 27,432,552.00		\$ 37,526,730.00		\$ 39,064,362.00		\$ 27,561,637.00	

## ATTACHMENT G

Fixed Assests & Structural Improvements				
BU	Department	Description	Estimate	Funding Source
327	Air Quality Management District	Vehicles - x1 Hybrid SUV	30,000	Non-General Fund
		Air Quality Monitor	15,000	Non-General Fund
		BU-327 Air Quality Management District Totals: 45,000		
1910	Land Improvement	Vehicles - x1 Utility Pickup	30,000	General Fund
		BU-1910 Land Improvement Totals: 30,000		
1960	Information Services	Tape Back Up Expansion	20,000	General Fund
		Server Replacement	20,000	General Fund
		Communications Text Equipment	30,000	General Fund
		Back Up Check Printer	10,000	General Fund
		BU-1960 Information Services Totals: 80,000		
2310	Sheriff-Coroner	Vehicles - Patrol Vehicles (x9 Std + x3 K9)	543,000	General Fund
		Network Switches	49,200	General Fund
		Servers	18,579	General Fund
		UPS Dispatch	100,000	General Fund
		UPS MDF St 1	20,000	General Fund
		Video Surveillance	100,000	General Fund
		BU-2310 Sheriff-Coroner Totals: 830,779		
2510	County Jail	Vehicles - Jail Vehicles (x1 SUV + x2 Van)	155,000	General Fund
		BU-2510 County Jail Totals: 155,000		

## ATTACHMENT G

**Fixed Assests & Structural Improvements**

BU	Department	Description	Estimate	Funding Source
<b>3010</b>	<b>Road Maintenance &amp; Admin.</b>			
		Vehicles - 4x4 Utility Truck (x2)	74,000	Road Fund
		Passive Diesel Particulate Filter and Installation 2 @ \$22,000	44,000	Road Fund
		6.7 Tier 4 Engine Repower 1 @ \$106,000	106,000	Road Fund
		L9 Tier 4 Engine and Installation 1 @ \$131,000	131,000	Road Fund
		* Leica TS13P Total Station Package (50%) @ \$14,493	28,985	Road/General Fund
		Bailey Bridge	278,000	Road Fund
*This Fixed Asset funding will be split 50/50 between 1910 Land Improvement and 3010 Road Maintenance. The "owner" will be 3010.				
<b>BU-3010 Road Maintenance &amp; Admin. Totals:</b>			<b>661,985</b>	
<b>4013</b>	<b>Public Health Nursing</b>			
		Vehicles - (x2 Hybrid SUV + x1 Hybrid Sedan)	84,000	Realignment
<b>BU-4013 Public Health Nursing Totals:</b>			<b>84,000</b>	
<b>4051</b>	<b>BHRS</b>			
		Vehicles - x1 Hybrid Sedan	26,000	Realignment
<b>BU-4051 BHRS Totals:</b>			<b>26,000</b>	
<b>5010</b>	<b>Social Services</b>			
		Vehicles - (x4 Hybrid SUV + x1 Hybrid Sedan)	158,000	Non-General Fund
<b>BU-5010 Social Services Totals:</b>			<b>158,000</b>	
<b>6110</b>	<b>Library</b>			
		Vehicles - x1 Hybrid SUV	28,000	Non-General Fund
		Exterior Bookdrop	10,000	Non-General Fund
<b>BU-6110 Library Totals:</b>			<b>38,000</b>	
<b>TOTAL FIXED ASSETS</b>			<b>2,108,764</b>	



# ATTACHMENT H

2019-20 Operating Transfers															
			Operating Transfers in (OTI) 82-7802												
		Operating Transfer Out	Assessor AS	Planning PB	Round Valley RV	SUDT DD	EA/PW	Roads RO	Cap Imp CI	Library LB	Mental MH	Whole Person PC	Cap Proj Meas B CA	Debt Svc DS	Total
Proposed Budget	Fund/BU/ORG	(OTO) 86-5802	1100-1120	1100-2851	1100-3050	1100-4012	1100-4025	1200-3010	1201-1710	1205-6110	1221-4050	1227-4072	1301-1713	1400-8010	Trans In
Non-Departmental	1100-1000-ND	6,553,210						3,693,000		1,352,771				1,507,439	6,553,210
Child Support Services	1100-2090-CS	126,000							126,000						126,000
Juvenile Hall	1100-2550-JH	12,000							12,000						12,000
Social Services	1100-5010-SS	871,812							608,000					263,812	871,812
Transportation	1200-3010-RO	230,000							230,000						230,000
Library	1205-6110-LB	203,248							203,248						203,248
Round Valley Airport	1207-3080-RA	19,734			19,734										19,734
Property Characteristics	1220-1122-AU	90,028	90,028												90,028
Mental Health Services	1221-4050-MH	52,999												52,999	52,999
Planning & Building - Special Projects	1222-2852-PS	15,000		15,000											15,000
Mental Health Services Act	1223-4051-MA	392,080										392,080			392,080
Mental Health Treatment (Measure B)	1224-4052-ME	1,000,000											1,000,000		1,000,000
Intergov Transfers (IGT)	1226-4071-IG	300,000									300,000				300,000
Whole Person Care	1227-4072-PC	308,060				104,600					203,460				308,060
Health Insurance	7150-0715-HI	436,607					436,607								436,607
	Total Trans Out	10,610,778	90,028	15,000	19,734	104,600	436,607	3,693,000	1,179,248	1,352,771	503,460	392,080	1,000,000	1,824,250	10,610,778
	Total Trans In	10,610,778													
	diff	0													

Application Initiatives								
<b>C</b>	<b>Critical</b> - Initiative is mission critical. Initiative mitigates significant risk to County operations or Public Safety and/or Return on Investment is very high							
<b>H</b>	<b>High</b> - Initiative mitigates an acceptable level risk, and/or it has significant cost benefit or return on investment. Also provides significant level of service or protection to constituents and the community. Funding for these initiatives typically begin in years 1							
<b>M</b>	<b>Medium</b> - Is important to the organization, has measurable cost benefit or return on investment. Medium-priority initiatives also provide a service and protection to constituents and the community, but at a lower degree then a high-priority initiative. Funding for these initiatives typically begin years 2 - 5 of the plan.							
<b>L</b>	<b>Low</b> - Provides value but with minimal cost benefit or return on investment. Funding for these initiatives typically begin in years 4 or 5 of the plan.							
Initiative	IT Initiative	Priority	Third Party Assistance Required	FY19-20	FY20-21	FY21-22	FY22-23	FY23-24
<b>Best Practices</b>								
1	Technology Governance	C	N					
2	Sustainability Planning	H	Y					
3	Project Planning and Implementation Best Practices	H	N					
4	Applications Management Best Practices	M	N					
5	Business Process Reviews	H	Y					
6	Software Selection Best Practices	H	Y					
7	Enterprise Reporting Best Practices	M	N					
8	User Training and Support (TCM)	C	Y	\$ 10,000	\$ 50,000	\$ 50,000	\$ 50,000	\$ 50,000
9	Training Rooms	M	N		\$ 25,000			
10	IT Project and Services Portfolio	M	N					
11	Return-On-Investment Considerations	H	N					
<b>Departmental Applications and Systems</b>								
12	Munis Gap Analysis and Utilization Improvement - Purchasing and Invoicing	C	Y	\$ 100,000	\$ 100,000	\$ 100,000	\$ 100,000	\$ 1,000,000
12.3	Munis Gap Analysis and Utilization Improvement - People Management	H	Y		\$ 150,000	\$ 50,000		
13	Budgeting Process Review and Improvements	H	Y	\$ 75,600	\$ 85,660			
14	Bids Management Tool	M	N		\$ 50,000			
15	NeoGov Gap Analysis and Utilization Improvements	M	Y				\$ 25,000	
16	GovInvest License and Implementation	L	N					
17	Aumentum Assessment & Tax Billing System	C	Y	\$ 150,000	\$ 150,000			
17.3	Aumentum Phase 0 Project Management and Contract Negotiation FY 2018-2019	C	Y					
17.6	Subject matter expert assistance (contract staff) - Aumentum	C	Y	\$ 50,000	\$ 50,000			
18	Cannabis Permits and Licenses Process Review	C	Y	\$ 50,000	\$ 25,000			

## County IS Technology Master Planning Budget

Initiative	IT Initiative	Priority	Third Party Assistance Required	FY19-20	FY20-21	FY21-22	FY22-23	FY23-24
19	TRAKiT Gap Analysis and Utilization Improvement - ePermits anticipated completion by End of FY 2019-2020	C	Y	\$ 100,000	\$ 75,000	\$ 50,000	\$ 50,000	\$ 50,000
20	Centralized Land/Parcel Data Management	M	Y	Included in GIS Assessment				
21	Election Voting System Replacement (DIMS, GEMS & Voter Equipment)	H	N	Complete in FY 2019/20 - funding via grant				
22	Electronic Document Management System (EDMS)	H	N		\$ 65,000	\$ 100,000	\$ 300,000	\$ 200,000
23	Enterprise Asset Management (EAM) Including Fleet	M	Y			\$ 50,000	\$ 100,000	
24	Fuel Management System Integration	H	N		\$ 20,000	\$ 30,000		
25	Project Tracking and Collaboration	M	N			\$ 20,000	\$ 30,000	
26	Intranet	M	N			\$ 50,000	\$ 50,000	
27	Agency Wikis	L	N			included above	included above	
28	Electronic/Digital Signatures	M	N			\$ 25,000	\$ 25,000	
29	Homeless Management Information Mgmt. System (HMIS)	M	N				\$ 100,000	\$ 100,000
30	Migration of Access & Homegrown Applications to COTS	M	N		\$ 25,000	\$ 35,000	\$ 25,000	\$ 25,000
31	Website Content Management Training	M	Y			\$ 25,000		\$ 25,000
32	Animal Services Chameleon System Improvements	H	N		\$ 25,000			
33	Library Scheduling System	M	N			\$ 15,000		
34	Justware Gap Analysis and Utilization Improvement	M	Y					\$ 100,000
35	Replacement of Probation's Assessment.com System	H	N					
36	GIS Assessment and Computer-Aided Dispatch Base Layer	H	N					
37	Aegis Gap Analysis and Utilization Improvement	M	Y			\$ 50,000	\$ 50,000	\$ 50,000
	Aegis Upgrade	H	Y	Funded via the Sheriff's Office budget				
38	Jail Visitation Management System	M	N			\$ 45,000		
39	Migrate Jalan Warrant Process & Historical Data to Aegis	L	N					
40	Conceal and Carry Weapon (CCW) Permitting Software	L	N					\$ 40,000
41	3D Incident Mapping	L	N					\$ 40,000
42	Automated License Plate Readers	M	N					\$ 40,000
43	Sheriff's Vehicle - Voice Recognition	M	N					\$ 50,000

## ATTACHMENT I

## County IS Technology Master Planning Budget

Initiative	IT Initiative	Priority	Third Party Assistance Required	FY19-20	FY20-21	FY21-22	FY22-23	FY23-24
44	Sheriff's Office Automated Vehicle Locator (AVL)	M	N					
Gov 2.0 and Smart Counties								
45	OpenGov	M	N			\$ 20,000		
46	Mass Public Outbound Communications	M	N					
47	Board Meeting Automated Text Recording and Minutes (Talk-To-Text)	L	N				\$ 50,000	\$ 50,000
48	Kiosks	H	N		\$ 50,000	\$ 50,000		
49	District Attorney-Specific Email & Web Page URL	H	N	N/A	N/A	N/A	N/A	N/A
50	Volunteer Tracking and Contact System	M	N			\$ 15,000		
51	Central Employee ID Badge and Facility Security Access	M	Y			\$ 175,000	\$ 175,000	\$ 175,000
Total Application Initiatives:				\$ 535,600	\$ 945,660	\$ 955,000	\$ 1,130,000	\$ 1,995,000

# ATTACHMENT I

## County IS Technology Master Planning Budget

Infrastructure Initiatives								
<b>C</b>	Critical - Initiative is mission critical. Initiative mitigates significant risk to County operations or Public Safety and/or Return on Investment is very high							
<b>H</b>	<b>High</b> - Initiative is mission critical, it mitigates risk, and/or it has significant cost benefit or return on investment. Also provides significant level of service or protection to constituents and the community. Funding for these initiatives typically begin in the front end of the 5-year planning period.							
<b>M</b>	<b>Medium</b> - Is important to the organization, has measurable cost benefit or return on investment. Medium-priority initiatives also provide a service and protection to constituents and the community, but at a lower degree then a high-priority initiative. Funding for these initiatives typically begin in the middle of the 5-year planning period (Year 2 or 3). Can also be a high-priority initiative that is dependent on another high-priority initiative that is a prerequisite.							
<b>L</b>	<b>Low</b> - Provides value but with minimal cost benefit or return on investment. Can also be a medium-priority initiative that is dependent on another medium-priority initiative that is a prerequisite. Funding for these initiatives typically begin on the back end of the 5-year planning period (Years 3 - 5).							
Initiative	IT Initiative	Priority	Third Party Assistance Required	FY19-20	FY20-21	FY21-22	FY22-23	FY23-24
<b>IT Infrastructure</b>								
52	Network Upgrade	C	Y	\$ 50,000	\$ 1,250,000	\$ 1,250,000		
53	Structured Connectivity System	C	Y		\$ 25,000	\$ 25,000	\$ 25,000	\$ 25,000
54	Storage Area Network (SAN) Upgrade	H	N			\$ 137,500		
55	Cloud Computing	M	N					
56	IT Computer Equipment Replacement Plan	C	N	\$ 100,000	\$ 150,000	\$ 150,000	\$ 150,000	\$ 150,000
	Public Safety Mobiles	C	N	\$ 48,000	\$ 48,000	\$ 48,000	\$ 48,000	\$ 48,000
57	Internet Bandwidth - Resiliency	C	N	\$ 30,800	\$ 23,400	\$ 23,400	\$ 23,400	\$ 23,400
58	Office Software Upgrades	C	N	\$ 92,670				
59	WebEOC	M	N			\$ 50,000		
60	Technology Support for the EOC	H						
61	Network Resiliency Study – Emergency Broadband Availability	C	Y	\$ 50,000				
62	Electronic Mail (GroupWise)	H	Y		\$ 213,600	\$ 93,600	\$ 93,600	\$ 93,600
63	E-Fax	M	N					
64	VMware Upgrade & Server Refresh - Complete	M	N		\$ 45,000		\$ 160,000	
65	Remote Access Upgrade	M	N			\$ 25,000		
66	Wireless Network	H	N	\$ 35,000	\$ 35,000			
67	Video Surveillance Assessment and Replacement	C	Y	\$ 50,000	\$ 100,000	\$ 100,000	\$ 100,000	\$ 100,000
68	Property System	H	N					
69	Microwave and Multiplexer Replacement	C	Y	\$ 1,200,000				
	Mux/MPLS Upgrade	C	Y	\$ 1,350,000				
70	Radio Systems Upgrades and Replacement	H	N					
	Radio Repeaters - Capital Replacement	M	N			\$150,000	\$165,000	\$165,000
	Radio Repeaters - Spare Parts Inventory	C	N	\$ 25,000				
	Radio - Voting comparators upgrade	H	N					
70.5	Tower Environmental/Power Alerts Alarms	H	Y	\$ 11,750				

## ATTACHMENT I

## County IS Technology Master Planning Budget

Initiative	IT Initiative	Priority	Third Party Assistance Required	FY19-20	FY20-21	FY21-22	FY22-23	FY23-24
71	Microwave Ring Expansion	M	Y			\$ 650,000		
	Microwave resiliency Sonoma County Connection	M	Y				\$ 500,000	
72	Video Conferencing	H	N	\$ 26,000				
73	Infrastructure Roles and Responsibilities	H	Y	\$ 10,000				
74	MCSO Structured Connectivity System	C	Y	\$ 283,000	\$ 250,000			
75	MCSO Local Area Network (LAN) Upgrade	H	N					
a	Router Upgrade	H	N					
b	Firewall Upgrade	H	N					
c	District Attorney Firewall - CJIS compliance	H	N					
d	Switch Upgrades	C	Y	\$ 80,000				
e	Switch Upgrades Remote Offices	C	N	\$ 15,000				
f	Aegis Message Switch	H	N					
76	MCSO Infrastructure Upgrade (Servers, SAN, and Backups)	H	N					
	SO Server Upgrades	H	N					
	Aegis Server Replacement	H	N					
	Backup Server & Software upgrade	M	N					
	SO Resilient Server - Dispatch	M	N			\$ 55,000		
	SO Resilient Server - Admin	M	N				\$ 40,000	
77	Multi-Jurisdictional Radio Operations	H	N	\$ 20,000	\$ 40,000	\$ 40,000	\$ 40,000	\$ 40,000
78	Dispatch Radio Console Replacement	H	N		\$ 600,000			
IT Operations								
79	IT Operations – Enterprise Management Platform	H	N					
	Help Desk Ticketing System	M	N					
	IT Asset Management Automation	H	Y		\$ 25,000	\$ 18,000		
	IT Automation Tools (Patch Management)	M	Y			\$ 25,000	\$ 18,000	
	IT Support Metrics	M	Y			\$ 18,000		
	Network Management Tools (Configuration Management)	M	N		\$ 25,000	\$ 18,000		
80	Mobile Device Management	H	N	\$ 10,000	\$ 10,000	\$ 10,000	\$ 10,000	\$ 10,000
81	IT Cost Recovery (IT Budget Allocations)	C	Y	\$ 23,400				
82	IT Procurement Practices	H	N					
83	IT Policies and Procedures	H	Y		\$ 7,800			
84	MCSO IT Operations - Enterprise Management Platform		N					
	AD Audit	H	N					
	Operations Software	H	N		\$ 20,000	\$ 50,000		
	Cloud based backup	C	N	\$ 12,000	\$ 24,000	\$ 24,000	\$ 24,000	\$ 24,000
	Security Audit	M	Y				\$ 50,000	
IT Security								
85	Disaster Recovery Planning	H	Y	\$ 40,000				
86	Disaster Recovery Site Implementation	H	Y		\$ 100,000	\$ 100,000	\$ 100,000	
87	Backups	M	N		\$ 70,000	\$ 30,000	\$ 30,000	\$ 30,000

## ATTACHMENT I

## County IS Technology Master Planning Budget

Initiative	IT Initiative	Priority	Third Party Assistance Required	FY19-20	FY20-21	FY21-22	FY22-23	FY23-24
88	Firewall Upgrade	H	N					
89	IT Security Assessment	M	Y			\$ 50,000		
90	Logging and Audit Trails	H	N		\$ 25,000			
91	Records and Data Retention	C	N	\$ 27,000	\$ 36,000	\$ 36,000	\$ 36,000	\$ 36,000
92	PCI Compliance - Study	M	N					
92	Domain Name Services Security	C	N	\$ 14,400	\$ 28,800	\$ 28,800	\$ 28,800	\$ 28,800
93	Staff Security Awareness Training	H	N					
<b>GIS</b>								
94	GIS Assessment and Master Plan	M	Y				\$ 100,000	
95	GIS Data Acquisition	M	Y				\$ 150,000	\$ 25,000
96	GIS Emergency Operations Readiness	H	Y		\$ 25,000	\$ 50,000	\$ 50,000	\$ 25,000
<b>Telecommunications</b>								
97	VoIP Phone System Upgrade and Resiliency	M	N				\$ 75,000	\$ 75,000
98	Phone System Training	M	Y		\$ 25,000	\$ 25,000		
<b>IT Staffing</b>								
99	Business Analysis and Project Management Skill-Set Needs	M	Y					
<b>Total Infrastructure:</b>				<b>\$ 3,604,020</b>	<b>\$ 3,201,600</b>	<b>\$ 3,280,300</b>	<b>\$ 2,016,800</b>	<b>\$ 898,800</b>
<b>Net Application Spend</b>				<b>\$ 535,600</b>	<b>\$ 945,660</b>	<b>\$ 955,000</b>	<b>\$ 1,130,000</b>	<b>\$ 1,995,000</b>
<b>Grand Total Spend</b>				<b>\$ 4,139,620</b>	<b>\$ 4,147,260</b>	<b>\$ 4,235,300</b>	<b>\$ 3,146,800</b>	<b>\$ 2,893,800</b>

### County of Mendocino Community Partners

<b>County-Wide Community Partners:</b>	<b>Description of Services:</b>
Economic Development and Finance Corp. (EDFC)	Economic Development Services, Broadband
Local Ambulance Providers (LEMSA)	Emergency Ambulance Services
Mendocino County Arts Council	Promotion of the Arts
Mendocino County Fire Safe Council	Fire Prevention & Preparedness
Mendocino County Resource Conservation District (RCD)	Hazardous Tree Removal, Fire Recovery Programs, Groundwater
West Business Development Center	Economic and Business Development Services
<b>HHS Community Partners:</b>	
Action Network Family Resource Center	Various services provided in multiple contracts
Adventist Health Home Care	California Department of Public Health provides influenza vaccines to partner clinics for uninsured and under served adults
Adventist Health Ukiah Valley	Various services provided in multiple contracts
Adventist Health Howard Memorial	Emergency medical services base Hospital agreement
Alliance for Rural Community Health	Provide clinicians time for Community Resiliency Model trainings
Anderson Valley Community Services District (ALS EMS)	Advanced Life Support and Emergency Medical Services enhancement
Anderson Valley Health Center	Various services provided in multiple contracts
Anderson Valley Senior Center	Various services provided in multiple contracts
Anderson Valley Unified School District	Early intervention and prevention services
Anker Lucier Mortuary	Disposition of bodies and last remains in Mendocino County
ARC Family Resource Center	Various support services
Alliance for Rural Community Health Clinics	Specialty Mental Health and Substance Use Disorders Treatment Referrals
Cancer Resource Centers of Mendocino County	Workshops for cancer education and awareness
Coastal Seniors	Various services provided in multiple contracts
Consolidated Tribal Health	Various services provided in multiple contracts
Court Appointed Special Advocate	Child abuse and neglect prevention services
Eversole Mortuary	Handling and disposition of bodies for decedents who have no relative legally empowered to authorize disposition
FIRST 5 Mendocino	Various services provided in multiple contracts
Ford Street Project	Services for county General Assistance recipients, indigent, and homeless
Family Resource Center Network of Mendocino County	Child abuse and neglect prevention services
Grace Community Church	Nutrition education and obesity prevention
Indian Child and Family Preservation Program	Expert testimony
Laytonville Healthy Start	Various services provided in multiple contracts
Mendocino Coast Child Abuse Prevention Coordination Council	Child abuse prevention activities



# ATTACHMENT J

	Services to the severely mentally disabled clients in the Homeless Shelter or Transitional Housing, CalFresh Outreach, Emergency Winter Shelter
Mendocino Coast Hospitality Center	
Mendocino County AIDS/Viral Hepatitis Network	Various services provided in multiple contracts
Mendocino County Youth Project	Various services provided in multiple contracts
	Food distribution services to indigent and General Assistance clients on the coast.
Mendocino Food & Nutrition	
	Outreach, advocacy and education for mental illness
National Alliance on Mental Illness Mendocino (NAMI)	
North Coast Drivers	Driving under the influence (DUI) Program
North Coast Opportunities	Various services provided in multiple contracts
Nuestra Alianza	CalFresh outreach
	Services for County General Assistance Recipients, Winter Shelter
Plowshares Peace & Justice Center	
Potter Valley Youth Community Center	CalFresh outreach
Project Sanctuary	Welfare to work classes for CalWORKs Job Services
Raise & Shine, The Sandbox	Various services provided in multiple contracts
Redwood Coast Seniors	Various services provided in multiple contracts
Redwood Community Services	Various services provided in multiple contracts
Redwood Community Crisis Center	Crisis response and outreach
Redwood Quality Management Company	Various services provided in multiple contracts
Round Valley Indian Health Center	Various services provided in multiple contracts
Round Valley Indian Health Center (Yuki Trails)	Driving under the influence (DUI) Program
Round Valley Indian Tribes Senior Center	Outreach services
Safe Passage Family Resource Center	Various services provided in multiple contracts
Tapestry Family Services	Emergency placement
Ukiah Senior Center	Various services provided in multiple contracts
	Emergency services including shelter, transportation, and the food bank for the north county homeless and indigent population
Willits Community Services	
	Servicing of hot and nourishing meals to General Assistance clients and other homeless in the Willits Community
Willits Daily Bread Inc.	

Fund Name	Total Financing Sources				Total Financing Uses		
	Estimated Fund Balance Undesignated at June 30, 2019	Cancellation of Prior Year Reserves and Designations	Additional Financing Sources	Total Financing Sources	Financing Uses	Provision for Reserves and/or Designations	Total Financing Uses
(1)	(2)	(2)	(4)	(5)	(6)	(7)	(8)
<b>Governmental Funds:</b>							
County General Fund	1,608,825	1,927,406	207,311,186	210,847,417	207,437,583	50,000	207,487,583
Special Revenue Funds	28,821,147	-	86,408,587	115,229,734	88,442,140	26,787,594	115,229,734
Capital Projects Funds	586,994	-	-	586,994	959,808	(372,814)	586,994
Debt Service Funds	10,308,891	-	10,907,500	21,216,391	11,602,300	9,614,091	21,216,391
<b>Total Governmental Funds</b>	<b>41,325,857</b>	<b>1,927,406</b>	<b>304,627,273</b>	<b>347,880,536</b>	<b>308,441,831</b>	<b>36,078,871</b>	<b>344,520,702</b>
<b>Other Funds:</b>							
Internal Service Funds	-	1,990,129	15,165,292	17,155,421	17,155,421	-	17,155,421
Special Districts	1,974,182	-	1,480,005	3,454,187	1,439,664	2,014,523	3,454,187
<b>Total Other Funds</b>	<b>1,974,182</b>	<b>1,990,129</b>	<b>16,645,297</b>	<b>20,609,608</b>	<b>18,595,085</b>	<b>2,014,523</b>	<b>20,609,608</b>
<b>Total All Funds</b>	<b>43,300,039</b>	<b>3,917,535</b>	<b>321,272,570</b>	<b>368,490,144</b>	<b>327,036,916</b>	<b>38,093,394</b>	<b>365,130,310</b>

County Funds	Available Financing				Requirements		
	Estimated Fund Balance Undesignated at June 30, 2019	Cancellation of Prior Year Reserves and Designations	Additional Financing Sources	Total Financing Sources	Financing Uses	Increases to Reserves and/or Designations	Total Financing Uses
(1)	(2)	(2)	(4)	(5)	(6)	(7)	(8)
<b>County Operating Funds:</b>							
1100 County General Fund	1,608,825	1,927,406	207,311,186	210,847,417	207,437,583	50,000	207,487,583
<b>Total General Fund</b>	<b>1,608,825</b>	<b>1,927,406</b>	<b>207,311,186</b>	<b>210,847,417</b>	<b>207,437,583</b>	<b>50,000</b>	<b>207,487,583</b>
<b>Special Revenue Funds</b>							
1200 Road Fund	9,745,756		25,750,763	35,496,519	29,367,758	6,128,761	35,496,519
1201 Accumulated Capital Outlay Fund	4,297,156		1,179,248	5,476,404	5,476,404	-	5,476,404
1202 Landfill Closure Fund	-		460,200	460,200	1,764,096	(1,303,896)	460,200
1205 Library Fund	2,031,571		3,584,071	5,615,642	4,175,437	1,440,205	5,615,642
1206 Fish and Game Fund	111,094		35,906	147,000	35,906	111,094	147,000
1207 Special Aviation Fund-Round Valley	71,566		10,000	81,566	19,734	61,832	81,566
1208 Special Aviation Fund-Little River	83,495		-	83,495	0	83,495	83,495
1210 Supplemental Law Enforcement Fund	339,524		104,482	444,006	79,880	364,126	444,006
1211 Probation COPS AB1913/CPA	76,684		240,241	316,925	206,726	110,199	316,925
1213 Animal Care Mobile Spay & Neuter Program	3,325		90,450	93,775	151,782	(58,007)	93,775
1214 Museum Bookstore	-		-	-	-	-	-
1215 Museum Special Projects	-		-	-	-	-	-
1216 Sheriff Special Projects	47,790		-	47,790	-	47,790	47,790
1217 Recorder's Modernization	121,705		61,800	183,505	50,200	133,305	183,505
1218 Micrographics	-		87,528	87,528	87,528	-	87,528
1220 Assessor Property Characteristics Program	192,870		25,000	217,870	90,028	127,842	217,870
1221 Mental Health	2,598,066		24,413,831	27,011,897	23,726,049	3,285,848	27,011,897
1222 General Plan Update	860,750		250,000	1,110,750	112,500	998,250	1,110,750
1223 Mental Health Services Act	6,375,374		4,836,832	11,212,206	7,877,696	3,334,510	11,212,206
1224 Mental Health Treatment Act (Measure B)	1,407,623		7,500,000	8,907,623	1,720,292	7,187,331	8,907,623
1225 Disaster Recovery	456,798		7,223,465	7,680,263	6,167,378	1,512,885	7,680,263
1226 Intergovernmental Transfers	-		5,720,000	5,720,000	2,650,000	3,070,000	5,720,000
1227 Whole Person Care	-		4,834,770	4,834,770	4,682,746	152,024	4,834,770
<b>Total Special Revenue Funds</b>	<b>28,821,147</b>	<b>-</b>	<b>86,408,587</b>	<b>115,229,734</b>	<b>88,442,140</b>	<b>26,787,594</b>	<b>115,229,734</b>
<b>Capital Projects Fund:</b>							
1300 Capital Projects	586,994	-	-	586,994	959,808	(372,814)	586,994
<b>Total Capital Projects Fund</b>	<b>586,994</b>	<b>-</b>	<b>-</b>	<b>586,994</b>	<b>959,808</b>	<b>(372,814)</b>	<b>586,994</b>
<b>Debt Service Funds:</b>							
1400 Debt Service Fund	2,006,586	-	1,870,750	3,877,336	1,870,750	2,006,586	3,877,336
1410 Pension Obligation Bonds Fund	8,302,305	-	9,036,750	17,339,055	9,731,550	7,607,505	17,339,055
<b>Total Debt Service Funds</b>	<b>10,308,891</b>	<b>-</b>	<b>10,907,500</b>	<b>21,216,391</b>	<b>11,602,300</b>	<b>9,614,091</b>	<b>21,216,391</b>
<b>Total Governmental Funds</b>	<b>41,325,857</b>	<b>1,927,406</b>	<b>304,627,273</b>	<b>347,880,536</b>	<b>308,441,831</b>	<b>36,078,871</b>	<b>344,520,702</b>
2018-19 Appropriations Limit	TBD						
Appropriations Subject to Limitations	TBD						

County Funds	Estimated Fund Balance Per Auditor at June 30, 2019	Less: Portion Reserved Designated at June 30			Fund Balance Available to Finance Current Year Budget
		Encumbrance	General and Other Reserves	Designations	
(1)	(2)	(2)	(4)	(5)	(6)
<b>General Fund</b>					
1100 County General Fund	25,995,722	816,185	17,078,326	6,492,386	1,608,825
<b>Total General Fund</b>	<b>25,995,722</b>	<b>816,185</b>	<b>17,078,326</b>	<b>6,492,386</b>	<b>1,608,825</b>
<b>Special Revenue Funds</b>					
1200 Road Fund	10,684,381	349,306	589,319	-	9,745,756
1201 Accumulated Capital Outlay Fund	4,297,156	-	-	-	4,297,156
1202 Landfill Closure Fund	3,807,879	1,250	-	3,806,629	-
1205 Library Fund	2,128,860	67,503	295	29,491	2,031,571
1206 Fish and Game Fund	111,094	-	-	-	111,094
1207 Spec Aviation Fund-Round Valley	71,566	-	-	-	71,566
1208 Spec Aviation Fund-Little River	83,495	-	-	-	83,495
1210 Supp Law Enforcement Fund	339,524	-	-	-	339,524
1211 Probation COPS AB1913/CPA	76,684	-	-	-	76,684
1213 Animal Care Mobile Spay Program	3,325	-	-	-	3,325
1214 Museum Bookstore	-	-	-	-	-
1215 Museum Special Projects	-	-	-	-	-
1216 Sheriff Special Projects	47,790	-	-	-	47,790
1217 Recorder's Modernization	121,705	-	-	-	121,705
1218 Micrographics Fund	-	-	-	-	-
1220 Assessor Property Characteristics	192,870	-	-	-	192,870
1221 Mental Health Fund	2,598,066	-	-	-	2,598,066
1222 General Plan Update Fund	860,750	-	-	-	860,750
1223 Mental Health Services Act	7,303,660	19,566	-	908,720	6,375,374
1224 Mental Health Treatment Act (Mea B)	1,407,623	-	-	-	1,407,623
1225 Disaster Recovery	456,798	-	-	-	456,798
1226 Intergovernmental Transfers	-	-	-	-	-
1227 Whole Person Care	-	-	-	-	-
<b>Total Special Revenue Funds</b>	<b>34,593,226</b>	<b>437,625</b>	<b>589,614</b>	<b>4,744,840</b>	<b>28,821,147</b>
<b>Capital Project Fund</b>					
1300 Capital Projects	586,994	-	-	-	586,994
<b>Total Capital Projects Fund</b>	<b>586,994</b>	<b>-</b>	<b>-</b>	<b>-</b>	<b>586,994</b>
<b>Debt Service Funds</b>					
1400 Debt Service Fund	2,006,586	-	-	-	2,006,586
1410 Pension Obligation Bonds Fund	8,302,305	-	-	-	8,302,305
<b>Total Debt Service Funds</b>	<b>10,308,891</b>	<b>-</b>	<b>-</b>	<b>-</b>	<b>10,308,891</b>
<b>Total Governmental Funds</b>	<b>71,484,833</b>	<b>1,253,810</b>	<b>17,667,940</b>	<b>11,237,226</b>	<b>41,325,857</b>

Description - Purpose	Estimated Reserve/Designated Balance as of June 30, 2019	Amount Made Available For Financing by Cancellation		Increases or New Reserves/Designations To Be Provided in Budget Year		Total Reserves Designations for Budget Year
		Proposed	Adopted	Proposed	Adopted	
(1)	(2)	(2)	(4)	(5)	(6)	(7)
<b>General Fund</b>						
General Reserve	11,787,010				-	11,787,010
Reserve for Retirement Contribution	4,500,000					4,500,000
Reserve for Teeter	648,302					648,302
Reserve for Inventory	138,794					138,794
Reserve for Imprest Cash	4,220					4,220
Designated for Planning - General Plan Update	1,528,496			50,000		1,578,496
Designated for Animal Care - Spay & Neuter Program	112,808					112,808
Designated for Public Health - Child Car Seat Program	5,996					5,996
Designated for Sheriff Vehicle Replacement	100,477					100,477
Designated for Sheriff Off Highway License Fees	-					-
Designated for Sheriff Civil Automation	67,368					67,368
Designated for Sheriff Warrant System Update	112,469					112,469
Designated for Public Health Automation	77,417					77,417
Designated for AODP - County Alcohol Fund	26,824					26,824
Designated for Public Health - CCS Travel	58,922					58,922
Designated for AODP - Alcohol Abuse Education	100,963	100,963				-
Designated for AODP - Drug Abuse Education	72,511	68,743				3,768
Designated for Environmental Health - REHIT Program	132,475	30,000				102,475
Designated for Social Services - MH Audit Adjustment	1,000,000					1,000,000
Designated for Social Services - CalWorks/AS/Fam Conn	995,633					995,633
Designated for Social Services - CSOC DSS	1,577,286					1,577,286
Designated for Sheriff SAR Forest Service Title III	-					-
Designated for Agriculture Technology Program	-					-
Designated for Animal Care - Animal Rescue	54,550					54,550
Designated for PH Nursing - Targeted Case Mgmt Audit	329,943					329,943
Designated for Probation - Juvenile Probation Services	138,248					138,248
Designated for Sheriff Medical Marijuana	-					-
Designated for Hospital & Medical Services - IGT Medi-Cal	4,440,906	1,727,700				2,713,206
Designated for Hospital & Medical Svcs - Whole Person Care	855,880					855,880
<b>Total General Fund</b>	<b>28,867,498</b>	<b>1,927,406</b>	<b>-</b>	<b>50,000</b>	<b>-</b>	<b>26,990,092</b>
<b>Special Revenue Funds</b>						
<b>Road Fund</b>						
Reserve for Inventory	589,219					589,219
Reserve for Imprest Cash	50					50
Designated for Capital Outlay	-					-
Designated for Transportation Operations	-					-
<b>Landfill Closure</b>						
Designated for Landfill Closure	1,894,179					1,894,179
Designated for Landfill Closure - South Coast	1,912,450					1,912,450
<b>Library Fund</b>						
Designated for Library Operations						-
Designated for Library Operations - Ukiah Branch	13,164					13,164
Designated for Library Operations - Fort Bragg Branch	3,781					3,781
Designated for Library Operations - Willits Branch	12,547					12,547
Reserve for Imprest Cash	295					295
<b>Mental Health Fund</b>						
Designated for Proposition 63 MH Services Act	-					-
Designated for MHSA Prudent Reserve	908,720					908,720
Designated for CONREP	-					-
Designated for MH Audit Adjustment	-					-
Reserve for Imprest Cash	-					-
<b>Total Special Revenue Funds</b>	<b>5,334,404</b>	<b>-</b>	<b>-</b>	<b>-</b>	<b>-</b>	<b>5,334,404</b>
<b>Capital Project Fund</b>						
Designated for Capital Projects	-					-
<b>Total Capital Project Fund</b>	<b>-</b>	<b>-</b>	<b>-</b>	<b>-</b>	<b>-</b>	<b>-</b>
<b>Debt Service Funds</b>						
<b>Debt Service Fund</b>						
Designated for Debt Service	-					-
<b>Pension Obligation Bond Fund</b>						
Designated for Debt Service	-					-
<b>Total Debt Service Funds</b>	<b>-</b>	<b>-</b>	<b>-</b>	<b>-</b>	<b>-</b>	<b>-</b>
<b>Total Governmental Funds</b>	<b>34,201,902</b>	<b>1,927,406</b>	<b>-</b>	<b>50,000</b>	<b>-</b>	<b>32,324,496</b>

**2710 - AGRICULTURE**  
**Harinder Grewal, Agriculture Commissioner/Sealer of Weights and Measures**

State Controller  
County Budget Act  
2010

County of Mendocino  
State of California  
Budget Unit Financing Uses Detail  
CEO Proposed Budget for Fiscal Year 2019-20

County Budget Form  
Schedule 9

Classification:

Function: 2 Public Protection  
Activity: 206 Public Protection - Protection

Budget Unit: 2710 Agriculture Dept  
Fund: 1100 County General

Financing Uses Classification	2016-17 Actuals	2017-18 Actuals	2018-19 Estimate	2019-20 Request	2019-20 Proposed	2019-20 Adopted
(1)	(2)	(3)	(4)	(5)	(6)	(7)
<b>Revenues</b>						
822600 Other Permit	2,630.00	2,648.73	2,500.00	2,500.00	2,500.00	-
823204 Misc Court Fine	4,750.00	850.00	3,500.00	3,500.00	3,500.00	-
825410 State Aid for Agric	-	-	-	-	-	-
825411 State Aid Agri Gas Tax	288,476.00	33,995.00	100,000.00	141,000.00	141,000.00	-
825412 State Reimis-EC Poison	114,716.25	116,382.24	116,000.00	116,000.00	116,000.00	-
825413 Pesticide Regulatory	5,085.78	1,952.00	1,952.00	1,952.00	1,952.00	-
825490 State Other	183,536.51	216,541.07	212,312.00	233,126.00	233,126.00	-
826200 Agric Services	18,470.78	19,650.97	19,000.00	19,000.00	19,000.00	-
826201 Agric Certification	2,368.73	1,920.00	2,500.00	2,500.00	2,500.00	-
826202 Insp/Test Weights/Meas	88,441.90	78,399.75	151,000.00	200,000.00	200,000.00	-
826205 Cannabis Applic.	741,755.00	432,818.00	-	-	-	-
827400 Prior Year Revenue	-	-	-	-	-	-
827600 Other Sales	-	-	-	-	-	-
827707 Donations	-	-	-	-	-	-
827802 Oper Transfer In	-	-	-	-	-	-
<b>Total Revenues</b>	<b>1,450,230.95</b>	<b>905,157.76</b>	<b>608,764.00</b>	<b>719,578.00</b>	<b>719,578.00</b>	<b>-</b>
<b>Salaries &amp; Employee Benefits</b>						
861011 Regular Employees	553,936.64	650,766.39	383,228.00	591,937.86	726,937.86	-
861012 Extra Help	81,398.20	122,077.30	51,000.00	4,000.00	4,000.00	-
861013 Overtime Reg Emp	10,103.45	20,254.40	2,600.00	-	-	-
861021 Co Cont Retirement	150,072.90	183,565.70	149,264.00	184,000.02	184,000.02	-
861022 Co Cont OASDI	32,484.86	39,238.60	30,169.00	41,971.97	41,971.97	-
861023 Co Cont Medicare	8,821.39	11,247.14	7,055.00	9,815.97	9,815.97	-
861024 Co Cont Retire Incr	58,385.77	56,835.07	40,138.00	44,867.56	44,867.56	-
861030 Co Cont Health Ins	108,753.85	99,803.91	29,326.00	32,318.99	32,318.99	-
861031 Co Cont Unemp Ins	10,010.00	11,902.00	6,410.00	15,053.00	15,053.00	-
861035 Co Cont Workers Comp	1,145.00	2,536.00	2,991.00	4,576.00	4,576.00	-
<b>Total Salaries &amp; Employee Benefits</b>	<b>1,015,112.06</b>	<b>1,198,226.51</b>	<b>702,181.00</b>	<b>928,541.37</b>	<b>1,063,541.37</b>	<b>-</b>
<b>Services &amp; Supplies</b>						
862060 Communications	9,239.78	9,291.47	5,000.00	8,000.00	8,000.00	-
862101 Insurance - General	8,037.00	146,465.00	146,674.00	173,609.00	173,609.00	-
862120 Maint Equip	36.65	-	-	-	-	-
862150 Memberships	3,200.00	3,050.00	3,250.00	3,250.00	3,250.00	-
862160 Misc Expense	-	-	-	-	-	-
862170 Office Expense	28,686.86	13,407.80	6,500.00	5,000.00	5,000.00	-
862187 Education & Training	199.00	774.00	700.00	700.00	700.00	-
862189 Prof/Spec Svcs - Other	5,361.28	5,516.50	14,350.00	5,000.00	5,000.00	-
862190 Publ/Legal Notice	2,151.57	862.00	1,000.00	1,000.00	1,000.00	-
862230 Info Tech Equip	12,804.82	3,314.39	1,000.00	-	-	-
862239 Spec Dept Expense	48,405.50	10,602.97	6,000.00	2,000.00	2,000.00	-
862250 Trans/Travel	46,844.86	73,263.50	50,000.00	23,868.63	23,868.63	-
862253 Travel Out of County	3,710.20	3,394.47	3,500.00	-	-	-
<b>Total Services &amp; Supplies</b>	<b>168,677.52</b>	<b>269,942.10</b>	<b>237,974.00</b>	<b>222,427.63</b>	<b>222,427.63</b>	<b>-</b>
<b>Other Charges</b>						
863280 Contr Other Agency	9,662.79	27,726.07	100,000.00	-	-	-
<b>Total Other Charges</b>	<b>9,662.79</b>	<b>27,726.07</b>	<b>100,000.00</b>	<b>-</b>	<b>-</b>	<b>-</b>

Fixed Assets						
864360 Structure/Improvement	-	-	-	-	-	-
864370 Equipment	-	-	-	-	-	-
Total Fixed Assets	-	-	-	-	-	-
Expend Transfer & Reimb						
865802 Oper Transfer Out	-	-	-	-	-	-
Total Expend Transfer & Reimb	-	-	-	-	-	-
Total Net Appropriations	1,193,452.37	1,495,894.68	1,040,155.00	1,150,969.00	1,285,969.00	-
Total Net County Cost	(256,778.58)	590,736.92	431,391.00	431,391.00	566,391.00	-

**0327 - AIR QUALITY MANAGEMENT DISTRICT**  
**Barbara Moed, Air Pollution Control Officer**

State Controller  
County Budget Act  
2010

County of Mendocino  
State of California  
Budget Unit Financing Uses Detail  
CEO Proposed Budget for Fiscal Year 2019-20

County Budget Form  
Schedule 15

Classification:

Function: 0  
Activity: 0

Budget Unit: 0327 Mendo Co Air Quality Mgmt Dist  
Fund: 3270 Mendo Co Air Quality Mgmt Dist

Financing Uses Classification	2016-17 Actuals	2017-18 Actuals	2018-19 Estimate	2019-20 Request	2019-20 Proposed	2019-20 Adopted
(1)	(2)	(3)	(4)	(5)	(6)	(7)
<b>Revenues</b>						
822260 Air Pollution Permit	291,086.97	270,242.93	245,000.00	264,000.00	264,000.00	-
822600 Other Permit	23,159.80	28,010.73	6,000.00	6,000.00	6,000.00	-
822605 Variance & Use Permit	-	-	-	-	-	-
822611 Asbestos Rem Permit	7,794.66	4,290.00	2,500.00	2,500.00	2,500.00	-
822612 Burn Permit	22,979.75	29,353.27	18,000.00	23,000.00	23,000.00	-
823200 Other Court Fine	1,643.87	75.00	200.00	200.00	200.00	-
823300 Forfeiture & Penalty	6,205.00	81,261.80	5,000.00	5,000.00	5,000.00	-
824100 Interest	8,566.57	16,631.08	5,500.00	6,000.00	6,000.00	-
825150 Motor Vehicle In Lieu	589,339.22	641,449.88	552,000.00	573,000.00	573,000.00	-
825397 State Air Poll Subv	48,146.90	48,115.34	48,000.00	47,000.00	47,000.00	-
825490 State Other	14,688.37	13,836.31	14,000.00	14,000.00	14,000.00	-
825670 Federal Other	12,000.00	11,200.00	10,000.00	25,000.00	25,000.00	-
826245 Emission Assmt Fee	-	-	-	-	-	-
826390 Other Charges	14,350.00	38,356.00	10,000.00	64,354.00	64,354.00	-
827600 Other Sales	-	-	50.00	50.00	50.00	-
827700 Other	3,650.33	470.00	2,500.00	2,500.00	2,500.00	-
<b>Total Revenues</b>	<b>1,043,611.44</b>	<b>1,183,292.34</b>	<b>918,750.00</b>	<b>1,032,604.00</b>	<b>1,032,604.00</b>	<b>-</b>
<b>Salaries &amp; Employee Benefits</b>						
861011 Regular Employees	389,814.38	371,943.30	421,286.00	435,052.00	435,052.00	-
861012 Extra Help	-	-	14,419.00	15,540.00	15,540.00	-
861013 Overtime Reg Emp	22,844.20	10,873.16	10,385.00	12,461.00	12,461.00	-
861021 Co Cont Retirement	107,445.26	109,860.45	120,505.00	135,414.00	135,414.00	-
861022 Co Cont OASDI	23,730.24	22,326.08	25,779.00	26,592.00	26,592.00	-
861023 Co Cont Medicare	5,568.27	5,221.34	6,206.00	6,399.00	6,399.00	-
861024 Co Cont Retire Incr	43,753.36	38,254.94	42,458.00	38,816.00	38,816.00	-
861030 Co Cont Health Ins	69,780.58	64,656.30	69,812.00	75,587.00	75,587.00	-
861031 Co Cont Unemp Ins	1,619.00	613.00	517.00	517.00	517.00	-
861035 Co Cont Workers Comp	793.00	6,829.00	18,579.00	18,579.00	18,579.00	-
<b>Total Salaries &amp; Employee Benefits</b>	<b>665,348.29</b>	<b>630,577.57</b>	<b>729,946.00</b>	<b>764,957.00</b>	<b>764,957.00</b>	<b>-</b>
<b>Services &amp; Supplies</b>						
862050 Clothing/Pers Items	-	116.99	500.00	500.00	500.00	-
862060 Communications	9,193.85	9,704.95	10,000.00	10,000.00	10,000.00	-
862090 Household Expense	2,432.10	3,258.53	3,800.00	4,800.00	4,800.00	-
862101 Insurance - General	4,168.00	3,034.00	4,168.00	2,021.00	2,021.00	-
862120 Maint - Equip	7,018.63	3,912.09	8,000.00	14,000.00	14,000.00	-
862130 Maint - Strc/Impr/Grnd	19.04	-	500.00	500.00	500.00	-
862150 Memberships	957.04	850.00	1,000.00	1,000.00	1,000.00	-
862170 Office Expense	10,674.76	7,141.14	10,000.00	10,000.00	10,000.00	-
862183 Legal Fees	108,358.97	312,302.11	15,000.00	43,000.00	43,000.00	-
862187 Education & Training	150.00	675.90	1,000.00	1,000.00	1,000.00	-
862189 Prof/Spec Svcs - Other	19,781.80	72,754.05	14,000.00	33,000.00	33,000.00	-
862190 Publ/Legal Notice	338.54	144.00	500.00	500.00	500.00	-
862194 A-87 Costs	26,163.00	28,960.00	30,000.00	30,000.00	30,000.00	-
862210 Rent/Lease Bldg Grds	23,663.40	23,603.40	27,000.00	27,000.00	27,000.00	-
862220 Small Tool/Instrument	328.28	1,095.62	1,000.00	1,000.00	1,000.00	-
862230 Info Tech Equip	236.56	-	-	-	-	-
862239 Spec Dept Expense	622.79	2,726.96	1,000.00	1,000.00	1,000.00	-
862250 Trans/Travel	3,661.51	4,237.87	4,800.00	3,500.00	3,500.00	-
862253 Travel Out of County	4,127.22	2,452.60	5,000.00	5,000.00	5,000.00	-
862260 Utilities	4,755.29	4,510.32	5,000.00	5,000.00	5,000.00	-
<b>Total Services &amp; Supplies</b>	<b>226,650.78</b>	<b>481,480.53</b>	<b>142,268.00</b>	<b>192,821.00</b>	<b>192,821.00</b>	<b>-</b>



Other Charges						
863113 Pmt Other Gov Agency	4,391.00	4,994.00	5,000.00	5,000.00	5,000.00	-
863136 Motor Vehicle Prog Grant	-	-	-	-	-	-
Total Other Charges	4,391.00	4,994.00	5,000.00	5,000.00	5,000.00	-
Fixed Assets						
864370 Equipment	1,872.10	-	-	60,000.00	60,000.00	-
Total Fixed Assets	1,872.10	-	-	60,000.00	60,000.00	-
Expend Transfer & Reimb						
865802 Oper Transfer Out	-	-	-	-	-	-
Total Expend Transfer & Reimb	-	-	-	-	-	-
Total Net Appropriations	898,262.17	1,117,052.10	877,214.00	1,022,778.00	1,022,778.00	-
Total Fund Balance Contribution	(145,349.27)	(66,240.24)	(41,536.00)	(9,826.00)	(9,826.00)	-

**2085 - ALTERNATE DEFENDER**  
**Jeffrey Aaron, Public Defender**

State Controller  
County Budget Act  
2010

County of Mendocino  
State of California  
Budget Unit Financing Uses Detail  
CEO Proposed Budget for Fiscal Year 2019-20

County Budget Form  
Schedule 9

Classification:

Function: 2 Public Protection  
Activity: 201 Public Protection - Judicial

Budget Unit: 2085 Alternate Defender  
Fund: 1100 County General

Financing Uses Classification	2016-17 Actuals	2017-18 Actuals	2018-19 Estimate	2019-20 Request	2019-20 Proposed	2019-20 Adopted
(1)	(2)	(3)	(4)	(5)	(6)	(7)
<b>Revenues</b>						
826163 Legal Services Reimb	-	-	-	-	-	-
<b>Total Revenues</b>	-	-	-	-	-	-
<b>Salaries &amp; Employee Benefits</b>						
861011 Regular Employees	422,819.00	538,715.03	477,553.00	464,695.00	464,695.00	-
861012 Extra Help	39,914.34	9,950.40	-	16,053.00	16,053.00	-
861013 Overtime Reg Emp	225.66	-	-	-	-	-
861021 Co Cont Retirement	115,377.03	154,368.42	152,353.00	138,141.00	138,141.00	-
861022 Co Cont OASDI	24,332.65	31,325.59	30,585.00	26,968.00	26,968.00	-
861023 Co Cont Medicare	6,477.14	7,708.58	7,408.00	6,545.00	6,545.00	-
861024 Co Cont Retire Incr	45,569.72	50,452.78	46,336.00	36,947.00	36,947.00	-
861030 Co Cont Health Ins	40,437.51	41,413.54	35,165.00	34,351.00	34,351.00	-
861031 Co Cont Unemp Ins	353.00	277.00	371.00	326.00	326.00	-
861035 Co Cont Workers Comp	834.00	923.00	1,069.00	1,180.00	1,180.00	-
<b>Total Salaries &amp; Employee Benefits</b>	696,340.05	835,134.34	750,840.00	725,206.00	725,206.00	-
<b>Services &amp; Supplies</b>						
862060 Communications	462.47	447.34	1,300.00	1,000.00	1,000.00	-
862101 Insurance - General	2,387.00	2,008.00	2,207.00	1,944.00	1,944.00	-
862110 Jury/Witness Expense	288.08	431.05	650.00	650.00	650.00	-
862150 Memberships	1,821.79	2,249.47	2,800.00	3,000.00	3,000.00	-
862170 Office Expense	19,093.16	22,855.72	14,802.00	20,700.00	20,700.00	-
862185 Medical/Dental Svcs	-	-	-	-	-	-
862187 Education & Training	761.50	1,832.89	2,000.00	3,000.00	3,000.00	-
862189 Prof/Spec Svcs - Other	22,313.00	27,630.58	9,701.00	31,000.00	31,000.00	-
862210 Rent/Lease - Bldg Grnds	-	-	-	-	-	-
862230 Info Tech Equip	-	-	-	-	-	-
862239 Spec Dept Expense	-	440.00	-	-	-	-
862250 Trans/Travel	379.81	242.87	1,500.00	1,500.00	1,500.00	-
862253 Travel Out of County	-	2,255.91	1,500.00	2,000.00	2,000.00	-
862260 Utilities	-	-	-	-	-	-
<b>Total Services &amp; Supplies</b>	47,506.81	60,393.83	36,460.00	64,794.00	64,794.00	-
<b>Total Net Appropriations</b>	743,846.86	895,528.17	787,300.00	790,000.00	790,000.00	-
<b>Total Net County Cost</b>	743,846.86	895,528.17	787,300.00	790,000.00	790,000.00	-

**2860 - ANIMAL CARE**  
**Richard Molinari, Animal Care Director**

State Controller  
County Budget Act  
2010

County of Mendocino  
State of California  
Budget Unit Financing Uses Detail  
CEO Proposed Budget for Fiscal Year 2019-20

County Budget Form  
Schedule 9

Classification:

Function: 2 Public Protection

Activity: 207 Public Protection - Other Protection

Budget Unit: 2860 Animal Care

Fund: 1100 County General

Financing Uses Classification	2016-17 Actuals	2017-18 Actuals	2018-19 Estimate	2019-20 Request	2019-20 Proposed	2019-20 Adopted
(1)	(2)	(3)	(4)	(5)	(6)	(7)
<b>Revenues</b>						
822100 Animal License	298,702.81	326,599.61	317,500.00	349,500.00	349,500.00	-
825398 SB90 Reimb	-	-	-	-	-	-
823300 Forfeiture & Penalty	-	(15.05)	-	-	-	-
826240 Humane Services	133,928.90	106,116.97	160,000.00	160,000.00	160,000.00	-
826241 Incinerator Service	2,040.00	3,490.10	3,040.00	3,500.00	3,500.00	-
826242 Dom Animal Care	80,311.77	138,722.51	115,500.00	123,935.00	123,935.00	-
826390 Other Charges	117,259.51	124,997.96	146,500.00	146,500.00	146,500.00	-
827600 Other Sales	743.62	316.45	500.00	-	-	-
827700 Other	38.21	-	-	-	-	-
827707 Donation	7,182.03	3,875.80	5,502.00	4,500.00	4,500.00	-
827801 Grant Revenue	-	-	-	-	-	-
827802 Oper Transfer In	10,944.71	-	-	-	-	-
<b>Total Revenues</b>	<b>651,151.56</b>	<b>704,104.35</b>	<b>748,542.00</b>	<b>787,935.00</b>	<b>787,935.00</b>	<b>-</b>
<b>Salaries &amp; Employee Benefits</b>						
861011 Regular Employees	320,395.98	404,907.47	533,806.00	564,424.00	564,424.00	-
861012 Extra Help	147,364.25	86,409.07	59,074.00	75,000.00	75,000.00	-
861013 Overtime Reg Emp	10,789.78	14,985.88	-	-	10,000.00	-
861021 Co Cont Retirement	94,342.69	113,842.80	138,610.00	8,037.00	8,037.00	-
861022 Co Cont OASDI	19,305.22	25,083.66	29,846.00	34,672.00	34,672.00	-
861023 Co Cont Medicare	6,720.19	7,213.85	7,836.00	8,108.00	8,108.00	-
861024 Co Cont Retire Incr	34,963.92	35,300.50	39,501.00	167,102.00	167,102.00	-
861030 Co Cont Health Ins	56,486.98	40,404.81	43,516.00	38,569.00	38,569.00	-
861031 Co Cont Unemp Ins	4,540.00	3,784.00	3,175.00	2,609.00	2,609.00	-
861035 Co Cont Workers Comp	62,711.00	60,771.00	77,260.00	101,471.00	101,471.00	-
<b>Total Salaries &amp; Employee Benefits</b>	<b>757,620.01</b>	<b>792,703.04</b>	<b>932,624.00</b>	<b>999,992.00</b>	<b>1,009,992.00</b>	<b>-</b>
<b>Services &amp; Supplies</b>						
862050 Clothing/Pers Items	-	-	-	-	-	-
862060 Communications	2,398.27	6,958.33	4,462.00	5,400.00	5,400.00	-
862101 Insurance - General	8,249.00	8,597.00	10,105.00	11,521.00	11,521.00	-
862120 Maintenance Equip	2,888.25	2,333.31	4,000.00	4,000.00	5,000.00	-
862130 Maint - Strc/Impr/Grnds	-	1,335.70	-	-	-	-
862140 Med Dntl & Lab Supplies	104,998.56	99,634.16	92,350.00	90,000.00	90,000.00	-
862150 Memberships	434.09	464.00	1,500.00	1,000.00	1,000.00	-
862170 Office Expense	21,471.61	23,861.47	19,350.00	22,000.00	25,000.00	-
862185 Medical/Dental Svcs	874.75	452.35	2,750.00	2,750.00	3,750.00	-
862187 Education & Training	2,745.00	964.54	4,250.00	5,000.00	6,000.00	-
862189 Prof/Spec Svcs - Other	79,495.41	99,914.66	131,250.00	125,000.00	145,000.00	-
862190 Publ/Legal Notice	806.81	1,641.85	1,500.00	1,000.00	1,000.00	-
862230 Info Tech Equip	-	-	-	-	-	-
862239 Spec Dept Expense	219,442.42	243,859.44	147,000.00	125,000.00	145,000.00	-
862250 Trans/Travel	2,343.09	149.46	3,750.00	10,788.00	12,788.00	-
862253 Travel Out of County	-	-	1,500.00	1,500.00	2,333.00	-
862260 Utilities	-	-	3,000.00	-	-	-
<b>Total Services &amp; Supplies</b>	<b>446,147.26</b>	<b>490,166.27</b>	<b>426,767.00</b>	<b>404,959.00</b>	<b>453,792.00</b>	<b>-</b>

Fixed Assets						
864360 Structure/Improvement	-	-	-	-	-	-
864370 Equipment	-	-	-	-	-	-
Total Fixed Assets	-	-	-	-	-	-
Expend Transfer & Reimb						
865380 Intrafund Transfers	-	(499.21)	(5,000.00)	(5,000.00)	(5,000.00)	-
865802 Operating Transfer Out	(343.71)	20,523.34	-	-	-	-
Total Expend Transfer & Reimb	(343.71)	20,024.13	(5,000.00)	(5,000.00)	(5,000.00)	-
Total Net Appropriations	1,203,423.56	1,302,893.44	1,354,391.00	1,399,951.00	1,458,784.00	-
Total Net County Cost	552,272.00	598,789.09	605,849.00	612,016.00	670,849.00	-

## 2861 - MOBILE SPAY AND NEUTER PROGRAM

Richard Molinari, Animal Care Director

State Controller  
County Budget Act  
2010

County of Mendocino  
State of California  
Budget Unit Financing Uses Detail  
CEO Proposed Budget for Fiscal Year 2019-20

County Budget Form  
Schedule 9

Classification:

Function: 2 Public Protection

Budget Unit: 2861 Mobile Spay/Neuter

Activity: 207 Public Protection - Other Protection

Fund: 1213 Mobile Spay/Neuter Program

Financing Uses Classification	2016-17 Actuals	2017-18 Actuals	2018-19 Estimate	2019-20 Request	2019-20 Proposed	2019-20 Adopted
(1)	(2)	(3)	(4)	(5)	(6)	(7)
<b>Revenues</b>						
822100 Animal License	-	3,690.00	10,000.00	10,000.00	10,000.00	-
824100 Interest	205.16	130.63	200.00	200.00	200.00	-
826240 Humane Services	-	1,600.00	-	4,000.00	4,000.00	-
826390 Other Charges	50,540.00	102,058.04	66,000.00	75,000.00	75,000.00	-
827700 Other	-	-	-	750.00	750.00	-
827707 Donation	694.00	836.00	750.00	500.00	500.00	-
827802 Operating Transfer In	-	20,523.34	-	-	-	-
<b>Total Revenues</b>	<b>51,439.16</b>	<b>128,838.01</b>	<b>76,950.00</b>	<b>90,450.00</b>	<b>90,450.00</b>	<b>-</b>
<b>Salaries &amp; Employee Benefits</b>						
861011 Regular Employees	-	-	-	-	-	-
861012 Extra Help	-	-	18,855.00	-	-	-
861013 Overtime Reg Emp	-	-	-	-	-	-
861021 Co Cont Retirement	-	-	-	-	-	-
861022 Co Cont OASDI	-	-	274.00	-	-	-
861023 Co Cont Medicare	-	-	-	-	-	-
861024 Co Cont Retire Incr	-	-	-	-	-	-
861030 Co Cont Health Ins	-	-	-	-	-	-
861031 Co Cont Unemp Ins	-	-	-	-	-	-
861035 Co Cont Workers Comp	-	-	-	-	-	-
<b>Total Salaries &amp; Employee Benefits</b>	<b>-</b>	<b>-</b>	<b>19,129.00</b>	<b>-</b>	<b>-</b>	<b>-</b>
<b>Services &amp; Supplies</b>						
862060 Communications	-	526.95	500.00	500.00	500.00	-
862101 Insurance - General	-	76.00	82.00	82.00	82.00	-
862120 Maintenance - Equip	107.95	1,552.80	3,000.00	3,000.00	3,000.00	-
862140 Med Dntl & Lab Supls	29,698.57	36,801.19	46,200.00	46,200.00	46,200.00	-
862170 Office Expense	28.46	-	-	-	-	-
862189 Prof/Spec Svcs - Other	14,700.00	19,709.03	23,000.00	23,000.00	23,000.00	-
862194 A-87 Costs	-	-	-	-	-	-
862239 Spec Dept Expense	24,799.07	67,722.95	77,000.00	77,000.00	77,000.00	-
862250 Trans/Travel	802.83	2,449.09	2,000.00	2,000.00	2,000.00	-
862253 Travel Out of County	-	-	-	-	-	-
<b>Total Services &amp; Supplies</b>	<b>70,136.88</b>	<b>128,838.01</b>	<b>151,782.00</b>	<b>151,782.00</b>	<b>151,782.00</b>	<b>-</b>
<b>Expend Transfer &amp; Reimb</b>						
865802 Oper Transfer Out	10,243.31	-	-	-	-	-
<b>Total Expend Transfer &amp; Reimb</b>	<b>10,243.31</b>	<b>-</b>	<b>-</b>	<b>-</b>	<b>-</b>	<b>-</b>
<b>Total Net Appropriations</b>	<b>80,380.19</b>	<b>128,838.01</b>	<b>170,911.00</b>	<b>151,782.00</b>	<b>151,782.00</b>	<b>-</b>
<b>Total Fund Balance Contribution</b>	<b>28,941.03</b>	<b>-</b>	<b>93,961.00</b>	<b>61,332.00</b>	<b>61,332.00</b>	<b>-</b>

**1120 - ASSESSOR**  
**Katrina Bartolomie, Assessor-Clerk-Recorder**

State Controller  
County Budget Act  
2010

County of Mendocino  
State of California  
Budget Unit Financing Uses Detail  
CEO Proposed Budget for Fiscal Year 2019-20

County Budget Form  
Schedule 9

Classification:

Function: 1 General Government  
Activity: 101 General - Legislative & Administrative

Budget Unit: 1120 Assessor  
Fund: 1100 County General

Financing Uses Classification	2016-17 Actuals	2017-18 Actuals	2018-19 Estimate	2019-20 Request	2019-20 Proposed	2019-20 Adopted
(1)	(2)	(3)	(4)	(5)	(6)	(7)
<b>Revenues</b>						
826116 Prop Char Fee	-	-	-	-	-	-
826390 Other Charges	22,431.00	20,742.00	-	-	-	-
827600 Other Sales	11,958.58	13,151.55	12,000.00	12,000.00	12,000.00	-
827602 Sale of Map - Assr	1,985.96	605.12	2,500.00	2,500.00	2,500.00	-
827802 Oper Transfer In	-	-	60,946.00	90,028.00	90,028.00	-
<b>Total Revenues</b>	<b>36,375.54</b>	<b>34,498.67</b>	<b>75,446.00</b>	<b>104,528.00</b>	<b>104,528.00</b>	<b>-</b>
<b>Salaries &amp; Employee Benefits</b>						
861011 Regular Employees	963,096.26	963,482.85	981,261.00	1,089,507.00	1,089,507.00	-
861012 Extra Help	-	-	-	-	-	-
861013 Overtime Reg Emp	1,697.17	4,788.84	-	-	-	-
861021 Co Cont Retirement	268,851.55	285,568.70	312,012.00	334,887.00	334,887.00	-
861022 Co Cont OASDI	56,448.52	56,766.89	61,160.00	65,051.00	65,051.00	-
861023 Co Cont Medicare	13,201.46	13,276.12	14,382.00	15,250.00	15,250.00	-
861024 Co Cont Retire Incr	105,744.55	94,411.32	95,398.00	83,031.00	83,031.00	-
861030 Co Cont Health Ins	142,664.72	134,563.70	108,132.00	164,208.00	164,208.00	-
861031 Co Cont Unemp Ins	2,529.00	2,330.00	3,697.00	3,366.00	3,366.00	-
861035 Co Cont Workers Comp	2,930.00	3,282.00	2,904.00	2,470.00	2,470.00	-
<b>Total Salaries &amp; Employee Benefits</b>	<b>1,557,163.23</b>	<b>1,558,470.42</b>	<b>1,578,946.00</b>	<b>1,757,770.00</b>	<b>1,757,770.00</b>	<b>-</b>
<b>Services &amp; Supplies</b>						
862060 Communications	2,162.26	2,327.33	2,000.00	2,000.00	2,000.00	-
862101 Insurance - General	14,806.00	9,981.00	5,007.00	8,165.00	8,165.00	-
862120 Maint - Equip	-	4,809.23	5,000.00	5,000.00	5,000.00	-
862150 Memberships	1,390.00	890.00	900.00	1,100.00	1,100.00	-
862170 Office Expense	33,443.00	25,715.67	40,000.00	40,000.00	40,000.00	-
862181 Auditing/Fiscal Svcs	-	-	-	-	-	-
862187 Education & Training	190.00	220.00	3,000.00	3,000.00	3,000.00	-
862189 Prof/Spec Svcs - Other	-	-	-	-	-	-
862190 Publ & Legal Notices	-	99.59	-	-	-	-
862239 Spec Dept Expense	263.92	171.35	-	-	-	-
862250 Trans/Travel	13,579.88	11,385.75	30,000.00	30,000.00	30,000.00	-
862253 Travel Out of County	1,586.21	1,306.92	2,000.00	2,000.00	2,000.00	-
<b>Total Services &amp; Supplies</b>	<b>67,421.27</b>	<b>56,906.84</b>	<b>87,907.00</b>	<b>91,265.00</b>	<b>91,265.00</b>	<b>-</b>
<b>Fixed Assets</b>						
864370 Equipment	30,000.00	-	-	-	-	-
<b>Total Fixed Assets</b>	<b>30,000.00</b>	<b>-</b>	<b>-</b>	<b>-</b>	<b>-</b>	<b>-</b>
<b>Expend Transfer &amp; Reimb</b>						
865380 Intrafund Transfers	-	-	-	-	-	-
<b>Total Expend Transfer &amp; Reimb</b>	<b>-</b>	<b>-</b>	<b>-</b>	<b>-</b>	<b>-</b>	<b>-</b>
<b>Total Net Appropriations</b>	<b>1,654,584.50</b>	<b>1,615,377.26</b>	<b>1,666,853.00</b>	<b>1,849,035.00</b>	<b>1,849,035.00</b>	<b>-</b>
<b>Total Net County Cost</b>	<b>1,618,208.96</b>	<b>1,580,878.59</b>	<b>1,591,407.00</b>	<b>1,744,507.00</b>	<b>1,744,507.00</b>	<b>-</b>

**1122 ASSESSOR PROPERTY CHARACTERISTICS**  
**Katrina Bartolomie, Assessor-Clerk-Recorder**

State Controller  
County Budget Act  
2010

County of Mendocino  
State of California  
Budget Unit Financing Uses Detail  
CEO Proposed Budget for Fiscal Year 2019-20

County Budget Form  
Schedule 9

Classification:

Function: 1 General Government  
Activity: 101 General - Legislative & Administrative

Budget Unit: 1122 Property Characteristics  
Fund: 1220 Assessor Prop Characteristics

Financing Uses Classification	2016-17 Actuals	2017-18 Actuals	2018-19 Estimate	2019-20 Request	2019-20 Proposed	2019-20 Adopted
(1)	(2)	(3)	(4)	(5)	(6)	(7)
Revenues						
824100 Interest	974.66	2,209.18	-	-	-	-
827600 Other Sales	27,909.52	23,805.29	8,000.00	25,000.00	25,000.00	-
Total Revenues	28,884.18	26,014.47	8,000.00	25,000.00	25,000.00	-
Services & Supplies						
862194 A-87 Costs	-	-	-	-	-	-
862239 Spec Dept Expense	-	-	-	-	-	-
Total Services & Supplies	-	-	-	-	-	-
Fixed Assets						
864370 Equipment	-	-	-	-	-	-
Total Fixed Assets	-	-	-	-	-	-
Expend Transfer & Reimb						
865802 Oper Transfer Out	-	-	60,946.00	90,028.00	90,028.00	-
Total Expend Transfer & Reimb	-	-	60,946.00	90,028.00	90,028.00	-
Total Net Appropriations	-	-	60,946.00	90,028.00	90,028.00	-
Total Fund Balance Contribution	(28,884.18)	(26,014.47)	52,946.00	65,028.00	65,028.00	-

**1410 - COUNTY CLERK - ELECTIONS DIVISION**  
**Katrina Bartolomie, Assessor-Clerk-Recorder**

State Controller  
County Budget Act  
2010

County of Mendocino  
State of California  
Budget Unit Financing Uses Detail  
CEO Proposed Budget for Fiscal Year 2019-20

County Budget Form  
Schedule 9

Classification:

Function: 1 General Government  
Activity: 101 General - Legislative & Administrative

Budget Unit: 1410 County Clerk - Election  
Fund: 1100 County General

Financing Uses Classification	2016-17 Actuals	2017-18 Actuals	2018-19 Estimate	2019-20 Request	2019-20 Proposed	2019-20 Adopted
(1)	(2)	(3)	(4)	(5)	(6)	(7)
<b>Revenues</b>						
823300 Forfeiture & Penalty	430.00	-	-	-	-	-
825398 SB90 Reimb	-	-	-	-	-	-
826140 Election Services	67,978.65	96,815.53	90,071.00	34,700.00	34,700.00	-
826390 Other Charges	-	161,577.84	-	-	-	-
827802 Operating Transfer In	-	-	-	-	-	-
<b>Total Revenues</b>	<b>68,408.65</b>	<b>258,393.37</b>	<b>90,071.00</b>	<b>34,700.00</b>	<b>34,700.00</b>	<b>-</b>
<b>Salaries &amp; Employee Benefits</b>						
861011 Regular Employees	112,441.03	145,854.56	162,942.00	148,054.00	148,054.00	-
861012 Extra Help	25,115.61	46,996.18	25,000.00	25,000.00	25,000.00	-
861013 Overtime Reg Emp	2,263.59	2,275.50	-	-	-	-
861021 Co Cont Retirement	31,447.03	41,645.27	48,271.00	45,334.00	45,334.00	-
861022 Co Cont OASDI	6,649.77	8,833.98	9,900.00	9,058.00	9,058.00	-
861023 Co Cont Medicare	1,942.39	2,769.99	2,315.00	2,118.00	2,118.00	-
861024 Co Cont Retire Incr	12,021.08	13,500.56	14,318.00	9,253.00	9,253.00	-
861030 Co Cont Health Ins	17,368.83	11,843.38	9,909.00	13,224.00	13,224.00	-
861031 Co Cont Unemp Ins	143.00	278.00	1,677.00	2,080.00	2,080.00	-
861035 Co Cont Workers Comp	826.00	188.00	997.00	748.00	748.00	-
<b>Total Salaries &amp; Employee Benefits</b>	<b>210,218.33</b>	<b>274,185.42</b>	<b>275,329.00</b>	<b>254,869.00</b>	<b>254,869.00</b>	<b>-</b>
<b>Services &amp; Supplies</b>						
862060 Communications	253.40	399.76	500.00	500.00	500.00	-
862101 Insurance - General	499.00	524.00	601.00	690.00	690.00	-
862120 Maint - Equip	-	-	1,000.00	1,000.00	1,000.00	-
862150 Memberships	-	450.00	-	-	-	-
862170 Office Expense	17,470.06	39,128.08	50,000.00	35,000.00	35,000.00	-
862187 Education & Training	320.00	1,618.13	-	-	-	-
862190 Publ/Legal Notice	1,340.08	297.41	3,000.00	3,000.00	3,000.00	-
862210 Rent/Lease Bldg Grnds	1,240.00	2,630.00	3,000.00	3,000.00	3,000.00	-
862231 Election Suppl & Svcs	112,194.63	203,776.09	100,000.00	80,000.00	80,000.00	-
862239 Spec Dept Expense	67,568.20	66,249.25	70,000.00	70,000.00	70,000.00	-
862250 Trans/Travel	59.92	462.37	-	-	-	-
862253 Travel Out of County	908.84	-	-	-	-	-
<b>Total Services &amp; Supplies</b>	<b>201,854.13</b>	<b>315,535.09</b>	<b>228,101.00</b>	<b>193,190.00</b>	<b>193,190.00</b>	<b>-</b>
<b>Fixed Assets</b>						
864370 Equipment	6,941.10	-	-	-	-	-
<b>Total Fixed Assets</b>	<b>6,941.10</b>	<b>-</b>	<b>-</b>	<b>-</b>	<b>-</b>	<b>-</b>
<b>Total Net Appropriations</b>	<b>419,013.56</b>	<b>589,720.51</b>	<b>503,430.00</b>	<b>448,059.00</b>	<b>448,059.00</b>	<b>-</b>
<b>Total Net County Cost</b>	<b>350,604.91</b>	<b>331,327.14</b>	<b>413,359.00</b>	<b>413,359.00</b>	<b>413,359.00</b>	<b>-</b>



**1941 - CLERK-RECORDER**  
**Katrina Bartolomie, Assessor-Clerk-Recorder**

State Controller  
County Budget Act  
2010

County of Mendocino  
State of California  
Budget Unit Financing Uses Detail  
CEO Proposed Budget for Fiscal Year 2019-20

County Budget Form  
Schedule 9

Classification:

Function: 1 General Government  
Activity: 101 General - Legislative & Administrative

Budget Unit: 1941 County Clerk  
Fund: 1100 County General

Financing Uses Classification	2016-17 Actuals	2017-18 Actuals	2018-19 Estimate	2019-20 Request	2019-20 Proposed	2019-20 Adopted
(1)	(2)	(3)	(4)	(5)	(6)	(7)
<b>Revenues</b>						
822602 Marriage Lic FCC GC 2684	31,630.52	28,263.16	26,000.00	26,000.00	26,000.00	-
826255 Recorder Mod Fee	(22.00)	230.00	-	-	-	-
826259 Recorder Svc Fee	930.00	1,991.00	800.00	800.00	800.00	-
826261 Recording Fee	240,084.00	265,169.45	233,705.00	221,963.00	221,963.00	-
826266 Clerk Fee	56,743.05	50,012.95	52,000.00	52,000.00	52,000.00	-
826404 Returned Check Chg	150.00	50.00	-	-	-	-
827400 Prior Year Revenue	-	-	-	-	-	-
827600 Other Sales	70,702.55	72,063.94	68,000.00	68,000.00	68,000.00	-
827700 Other	1,117.06	447.00	500.00	500.00	500.00	-
<b>Total Revenues</b>	<b>401,335.18</b>	<b>418,227.50</b>	<b>381,005.00</b>	<b>369,263.00</b>	<b>369,263.00</b>	<b>-</b>
<b>Salaries &amp; Employee Benefits</b>						
861011 Regular Employees	93,078.04	80,271.50	104,560.00	117,535.00	117,535.00	-
861012 Extra Help	-	4,437.13	-	-	-	-
861013 Overtime Reg Emp	850.23	649.38	-	-	-	-
861021 Co Cont Retirement	27,007.92	22,512.47	34,292.00	36,404.00	36,404.00	-
861022 Co Cont OASDI	5,189.34	4,856.92	6,765.00	6,794.00	6,794.00	-
861023 Co Cont Medicare	1,213.61	1,200.90	1,582.00	1,589.00	1,589.00	-
861024 Co Cont Retire Incr	10,849.68	7,208.13	9,535.00	9,515.00	9,515.00	-
861030 Co Cont Health Ins	27,454.35	9,125.20	13,346.00	24,087.00	24,087.00	-
861031 Co Cont Unemp Ins	419.00	194.00	187.00	188.00	188.00	-
861035 Co Cont Workers Comp	2,165.00	2,255.00	2,154.00	2,087.00	2,087.00	-
<b>Total Salaries &amp; Employee Benefits</b>	<b>168,227.17</b>	<b>132,710.63</b>	<b>172,421.00</b>	<b>198,199.00</b>	<b>198,199.00</b>	<b>-</b>
<b>Services &amp; Supplies</b>						
862060 Communications	1,661.92	1,982.38	2,000.00	2,000.00	2,000.00	-
862101 Insurance - General	2,130.00	1,968.00	2,207.00	2,639.00	2,639.00	-
862120 Maint - Equip	7,865.94	15,160.68	16,000.00	16,000.00	16,000.00	-
862150 Memberships	600.00	500.00	950.00	950.00	950.00	-
862170 Office Expense	37,539.74	33,400.48	36,000.00	36,000.00	36,000.00	-
862187 Education & Training	570.00	805.75	500.00	500.00	500.00	-
862239 Spec Dept Expense	114.93	146.04	-	-	-	-
862253 Travel Out of County	-	1,063.02	500.00	500.00	500.00	-
<b>Total Services &amp; Supplies</b>	<b>50,482.53</b>	<b>55,026.35</b>	<b>58,157.00</b>	<b>58,589.00</b>	<b>58,589.00</b>	<b>-</b>
<b>Fixed Assets</b>						
864370 Equipment	7,287.77	7,568.75	14,500.00	-	-	-
<b>Total Fixed Assets</b>	<b>7,287.77</b>	<b>7,568.75</b>	<b>14,500.00</b>	<b>-</b>	<b>-</b>	<b>-</b>
<b>Expend Transfer &amp; Reimb</b>						
865380 Intrafund Transfers	(16.00)	(103.50)	-	-	-	-
<b>Total Expend Transfer &amp; Reimb</b>	<b>(16.00)</b>	<b>(103.50)</b>	<b>-</b>	<b>-</b>	<b>-</b>	<b>-</b>
<b>Total Net Appropriations</b>	<b>225,981.47</b>	<b>195,202.23</b>	<b>245,078.00</b>	<b>256,788.00</b>	<b>256,788.00</b>	<b>-</b>
<b>Total Net County Cost</b>	<b>(175,353.71)</b>	<b>(223,025.27)</b>	<b>(135,927.00)</b>	<b>(112,475.00)</b>	<b>(112,475.00)</b>	<b>-</b>

**1942 - RECORDER MODERNIZATION**  
**Katrina Bartolomie, Assessor-Clerk-Recorder**

State Controller  
County Budget Act  
2010

County of Mendocino  
State of California  
Budget Unit Financing Uses Detail  
CEO Proposed Budget for Fiscal Year 2019-20

County Budget Form  
Schedule 9

Classification:

Function: 1 General Government  
Activity: 101 General - Legislative & Administrative

Budget Unit: 1942 Modernization  
Fund: 1217 Recorder Modernization

Financing Uses Classification	2016-17 Actuals	2017-18 Actuals	2018-19 Estimate	2019-20 Request	2019-20 Proposed	2019-20 Adopted
(1)	(2)	(3)	(4)	(5)	(6)	(7)
<b>Revenues</b>						
824100 Interest	815.45	1,598.46	500.00	800.00	800.00	-
826255 Recorder Mod Fee	37,753.70	31,040.86	60,000.00	51,000.00	51,000.00	-
826390 Other Charges	10,320.20	10,771.20	10,000.00	10,000.00	10,000.00	-
<b>Total Revenues</b>	<b>48,889.35</b>	<b>43,410.52</b>	<b>70,500.00</b>	<b>61,800.00</b>	<b>61,800.00</b>	<b>-</b>
<b>Services &amp; Supplies</b>						
862120 Maint - Equip	-	-	3,000.00	100.00	100.00	-
862170 Office Expense	-	-	1,000.00	100.00	100.00	-
862239 Spec Dept Expense	44,609.11	46,839.56	-	50,000.00	50,000.00	-
862253 Travel Out of County	-	-	-	-	-	-
<b>Total Services &amp; Supplies</b>	<b>44,609.11</b>	<b>46,839.56</b>	<b>4,000.00</b>	<b>50,200.00</b>	<b>50,200.00</b>	<b>-</b>
<b>Fixed Assets</b>						
864370 Equipment	-	-	-	-	-	-
<b>Total Fixed Assets</b>	<b>-</b>	<b>-</b>	<b>-</b>	<b>-</b>	<b>-</b>	<b>-</b>
<b>Expend Transfer &amp; Reimb</b>						
865802 Oper Transfer Out	-	-	-	-	-	-
<b>Total Expend Transfer &amp; Reimb</b>	<b>-</b>	<b>-</b>	<b>-</b>	<b>-</b>	<b>-</b>	<b>-</b>
<b>Total Net Appropriations</b>	<b>44,609.11</b>	<b>46,839.56</b>	<b>4,000.00</b>	<b>50,200.00</b>	<b>50,200.00</b>	<b>-</b>
<b>Total Fund Balance Contribution</b>	<b>(4,280.24)</b>	<b>3,429.04</b>	<b>(66,500.00)</b>	<b>(11,600.00)</b>	<b>(11,600.00)</b>	<b>-</b>

**1944 - MICROGRAPHICS**  
**Katrina Bartolomie, Assessor-Clerk-Recorder**

State Controller  
County Budget Act  
2010

County of Mendocino  
State of California  
Budget Unit Financing Uses Detail  
CEO Proposed Budget for Fiscal Year 2019-20

County Budget Form  
Schedule 9

Classification:

Function: 1 General Government  
Activity: 101 General - Legislative & Administrative

Budget Unit: 1944 Micrographics  
Fund: 1218 Micrographics

Financing Uses Classification	2016-17 Actuals	2017-18 Actuals	2018-19 Estimate	2019-20 Request	2019-20 Proposed	2019-20 Adopted
(1)	(2)	(3)	(4)	(5)	(6)	(7)
<b>Revenues</b>						
824100 Interest	(115.48)	(250.16)	-	-	-	-
826255 Recorder Mod Fee	38,982.30	38,134.14	53,699.00	55,528.00	55,528.00	-
826260 Micrographic Fee	17,889.00	17,327.00	17,000.00	14,000.00	14,000.00	-
827600 Other Sales	20,122.00	25,921.40	20,000.00	18,000.00	18,000.00	-
827802 Oper Transfer In	-	-	-	-	-	-
<b>Total Revenues</b>	<b>76,877.82</b>	<b>81,132.38</b>	<b>90,699.00</b>	<b>87,528.00</b>	<b>87,528.00</b>	<b>-</b>
<b>Salaries &amp; Employee Benefits</b>						
861011 Regular Employees	38,994.90	43,531.04	42,912.00	46,497.00	46,497.00	-
861013 Overtime Reg Emp	216.00	150.65	-	-	-	-
861021 Co Cont Retirement	10,967.62	13,181.24	13,092.00	14,474.00	14,474.00	-
861022 Co Cont OASDI	2,201.44	2,484.50	2,458.00	2,613.00	2,613.00	-
861023 Co Cont Medicare	514.86	581.05	575.00	611.00	611.00	-
861024 Co Cont Retire Incr	4,390.26	4,666.55	4,321.00	4,148.00	4,148.00	-
861030 Co Cont Health Ins	11,834.82	11,843.38	9,909.00	13,212.00	13,212.00	-
861031 Co Cont Unemp Ins	-	55.00	53.00	54.00	54.00	-
861035 Co Cont Workers Comp	70.00	85.00	85.00	97.00	97.00	-
<b>Total Salaries &amp; Employee Benefits</b>	<b>69,189.90</b>	<b>76,578.41</b>	<b>73,405.00</b>	<b>81,706.00</b>	<b>81,706.00</b>	<b>-</b>
<b>Services &amp; Supplies</b>						
862060 Communications	-	-	100.00	100.00	100.00	-
862101 Insurance - General	161.00	169.00	194.00	222.00	222.00	-
862120 Maint - Equip	-	-	1,000.00	500.00	500.00	-
862170 Office Expense	3,109.87	140.14	12,000.00	1,000.00	1,000.00	-
862194 A-87 Costs	-	-	-	-	-	-
862210 Rent/Lease Bldg Grnds	4,417.05	4,244.83	4,000.00	4,000.00	4,000.00	-
862239 Spec Dept Expense	-	-	-	-	-	-
862253 Travel Out of County	-	-	-	-	-	-
<b>Total Services &amp; Supplies</b>	<b>7,687.92</b>	<b>4,553.97</b>	<b>17,294.00</b>	<b>5,822.00</b>	<b>5,822.00</b>	<b>-</b>
<b>Total Net Appropriations</b>	<b>76,877.82</b>	<b>81,132.38</b>	<b>90,699.00</b>	<b>87,528.00</b>	<b>87,528.00</b>	<b>-</b>
<b>Total Fund Balance Contribution</b>	<b>-</b>	<b>-</b>	<b>-</b>	<b>-</b>	<b>-</b>	<b>-</b>

**1110- AUDITOR-CONTROLLER**  
**Lloyd B. Weer, Auditor-Controller**

State Controller  
County Budget Act  
2010

County of Mendocino  
State of California  
Budget Unit Financing Uses Detail  
CEO Proposed Budget for Fiscal Year 2019-20

County Budget Form  
Schedule 9

Classification:

Function: 1 General Government  
Activity: 101 General - Legislative & Administrative

Budget Unit: 1110 Auditor-Controller  
Fund: 1100 County General

Financing Uses Classification	2016-17 Actuals	2017-18 Actuals	2018-19 Estimate	2019-20 Request	2019-20 Proposed	2019-20 Adopted
(1)	(2)	(3)	(4)	(5)	(6)	(7)
<b>Revenues</b>						
826115 Debt Service Fee	146,531.76	129,145.58	135,000.00	135,000.00	135,000.00	-
826120 Accounting Fee	99,489.21	111,529.25	100,000.00	100,000.00	100,000.00	-
826121 Audit Fee	-	-	-	-	-	-
826390 Other Charges	5,307.13	24,828.98	7,500.00	7,500.00	7,500.00	-
827400 Prior Year Revenue	-	-	50,000.00	50,000.00	50,000.00	-
827600 Other Sales	247.50	267.00	300.00	300.00	300.00	-
827700 Other	-	-	-	-	-	-
827703 Cancel Outlawed Warr	29,098.80	16,867.15	30,000.00	30,000.00	30,000.00	-
827802 Oper Transfer In	650.00	650.00	-	-	-	-
<b>Total Revenues</b>	<b>281,324.40</b>	<b>283,287.96</b>	<b>322,800.00</b>	<b>322,800.00</b>	<b>322,800.00</b>	<b>-</b>
<b>Salaries &amp; Employee Benefits</b>						
861011 Regular Employees	683,041.39	804,008.00	817,470.00	838,338.00	838,338.00	-
861012 Extra Help	12,367.22	33,107.28	2,000.00	2,000.00	2,000.00	-
861013 Overtime Reg Emp	-	-	-	-	-	-
861021 Co Cont Retirement	197,273.36	237,295.12	244,708.00	258,943.00	258,943.00	-
861022 Co Cont OASDI	39,592.58	47,513.77	47,836.00	49,114.00	49,114.00	-
861023 Co Cont Medicare	9,501.60	11,592.50	11,404.00	11,692.00	11,692.00	-
861024 Co Cont Retire Incr	77,079.89	79,625.82	74,768.00	64,370.00	64,370.00	-
861030 Co Cont Health Ins	97,376.45	93,123.47	80,067.00	102,963.00	102,963.00	-
861031 Co Cont Unemp Ins	912.00	697.00	833.00	740.00	740.00	-
861035 Co Cont Workers Comp	1,456.00	1,342.00	1,628.00	1,599.00	1,599.00	-
<b>Total Salaries &amp; Employee Benefits</b>	<b>1,118,600.49</b>	<b>1,308,304.96</b>	<b>1,280,714.00</b>	<b>1,329,759.00</b>	<b>1,329,759.00</b>	<b>-</b>
<b>Services &amp; Supplies</b>						
862060 Communications	598.23	934.07	1,500.00	1,200.00	1,200.00	-
862101 Insurance - General	2,336.00	2,293.00	2,635.00	3,056.00	3,056.00	-
862120 Maint - Equip	-	-	-	-	-	-
862150 Memberships	330.00	396.00	500.00	500.00	500.00	-
862170 Office Expense	30,283.28	26,222.37	30,000.00	30,000.00	30,000.00	-
862171 Paper Supplies	-	-	-	-	-	-
862187 Education & Training	820.00	1,400.00	2,000.00	2,000.00	2,000.00	-
862189 Prof/Spec Svcs - Other	2,244.04	-	-	-	-	-
862190 Publ/Legal Notice	150.00	3,362.48	500.00	500.00	500.00	-
862230 Info Tech Equip	2,139.91	2,041.26	2,000.00	2,000.00	2,000.00	-
862239 Spec Dept Expense	1,514.33	-	-	-	-	-
862250 Trans/Travel	3,871.45	3,444.90	3,496.00	3,496.00	3,496.00	-
862253 Travel Out of County	2,291.72	2,924.52	2,500.00	5,000.00	5,000.00	-
<b>Total Services &amp; Supplies</b>	<b>46,578.96</b>	<b>43,018.60</b>	<b>45,131.00</b>	<b>47,752.00</b>	<b>47,752.00</b>	<b>-</b>

Other Charges						
863340 Taxes/Assmnts	(0.07)	(0.02)	-	-	-	-
Total Other Charges	(0.07)	(0.02)	-	-	-	-
Fixed Assets						
864370 Equipment	-	-	-	-	-	-
Total Fixed Assets	-	-	-	-	-	-
Expend Transfer & Reimb						
865380 Intrafund Transfers	-	-	-	-	-	-
Total Expend Transfer & Reimb	-	-	-	-	-	-
Total Net Appropriations	1,165,179.38	1,351,323.54	1,325,845.00	1,377,511.00	1,377,511.00	-
Total Net County Cost	883,854.98	1,068,035.58	1,003,045.00	1,054,711.00	1,054,711.00	-

# 1000 - NON-DEPARTMENTAL REVENUE

Lloyd B. Weer, Auditor-Controller

State Controller  
County Budget Act  
2010

County of Mendocino  
State of California  
Budget Unit Financing Uses Detail  
CEO Proposed Budget for Fiscal Year 2019-20

County Budget Form  
Schedule 9

## Classification:

Function: 1 General Government  
Activity: 102 General - Finance

Budget Unit: 1000 Nondepartmental Revenue  
Fund: 1100 County General

Financing Uses Classification	2016-17 Actuals	2017-18 Actuals	2018-19 Estimate	2019-20 Request	2019-20 Proposed	2019-20 Adopted
(1)	(2)	(3)	(4)	(5)	(6)	(7)
<b>Revenues</b>						
821110 Curr Secured Prop Tax	32,080,502.19	33,595,379.95	33,000,000.00	36,000,000.00	36,000,000.00	-
821120 Curr Unsec Prop Tax	1,029,520.91	967,268.41	1,000,000.00	1,000,000.00	1,000,000.00	-
821130 Supplemental Roll Tax	346,415.07	440,066.24	350,000.00	700,000.00	700,000.00	-
821210 Prior Secured Prop Tax	(8,679.79)	-	-	-	-	-
821220 Prior Unsec Prop Tax	75,105.81	(26,094.15)	50,000.00	50,000.00	50,000.00	-
821400 Pen/Cost Delinq Tax	656,867.70	949,794.35	650,000.00	700,000.00	700,000.00	-
821500 Sales & Use Tax	5,920,131.49	6,382,047.57	6,100,000.00	6,500,000.00	6,500,000.00	-
821510 Sales Tax - Pub Safety	-	-	-	-	-	-
821600 Timber Yield Tax	344,086.13	662,781.42	500,000.00	800,000.00	800,000.00	-
821700 Hwy Prop Rental	-	-	-	-	-	-
821701 Room Occupancy Tax	5,152,109.20	5,682,028.02	5,650,000.00	6,000,000.00	6,000,000.00	-
821702 Property Transfer Tax	656,145.23	668,838.91	700,000.00	600,000.00	600,000.00	-
821704 Prop Tax In Lieu of VLF	10,812,410.00	11,340,056.00	11,300,000.00	11,800,000.00	11,800,000.00	-
821705 In Lieu of Sales Tax	-	-	-	-	-	-
821706 Williamson Act Replacement	522,064.13	487,258.72	550,000.00	580,000.00	580,000.00	-
821707 Cannabis Business Tax	79,868.23	1,296,124.76	1,050,000.00	1,500,000.00	1,500,000.00	-
822210 Franchise	793,286.51	871,804.29	800,000.00	800,000.00	800,000.00	-
823300 Forfeiture & Penalty	-	-	-	-	-	-
824100 Interest	403,144.76	807,487.46	500,000.00	1,000,000.00	1,000,000.00	-
825150 Motor Vehicls In Lieu	33,047.36	39,160.82	40,000.00	36,000.00	36,000.00	-
825398 SB90 Reimb	-	-	-	-	-	-
825481 Homeowner Exemption	286,242.43	282,441.46	320,000.00	300,000.00	300,000.00	-
825490 State Other	130,000.00	130,000.00	130,000.00	130,000.00	130,000.00	-
825650 Fed Grazing Fee	1,819.38	930.06	-	-	-	-
825660 Fed Land in Lieu Tax	630,421.00	641,536.00	640,000.00	800,000.00	800,000.00	-
825670 Federal Other	1,348.76	92.34	1,000.00	-	-	-
825810 Other Govt Aid	-	-	-	-	-	-
826402 Cost Plan Charges	1,352,056.59	2,467,398.92	2,600,000.00	2,600,000.00	2,600,000.00	-
827400 Prior Year Revenue	6,408.09	816.00	-	-	-	-
827500 Sale of Fixed Assets	35,580.00	-	-	-	-	-
827600 Other Sales	-	-	-	-	-	-
827700 Other	87,521.43	92,822.53	80,000.00	90,000.00	90,000.00	-
827701 Refund Jury/Witness Fee	275.00	35.40	-	-	-	-
827707 Donation	-	-	-	-	-	-
827715 Tobacco Settlement	778,696.66	956,819.92	780,000.00	900,000.00	900,000.00	-
827802 Oper Transfer In	-	-	-	-	-	-
<b>Total Revenues</b>	<b>62,206,394.27</b>	<b>68,736,895.40</b>	<b>66,791,000.00</b>	<b>72,886,000.00</b>	<b>72,886,000.00</b>	<b>-</b>
<b>Expend Transfer &amp; Reimb</b>						
865802 Oper Transfer Out	14,292,005.00	10,152,939.00	7,205,533.00	6,553,210.00	6,553,210.00	-
<b>Total Expend Transfer &amp; Reimb</b>	<b>14,292,005.00</b>	<b>10,152,939.00</b>	<b>7,205,533.00</b>	<b>6,553,210.00</b>	<b>6,553,210.00</b>	<b>-</b>
<b>Total Net Appropriations</b>	<b>14,292,005.00</b>	<b>10,152,939.00</b>	<b>7,205,533.00</b>	<b>6,553,210.00</b>	<b>6,553,210.00</b>	<b>-</b>
<b>Total Net County Cost</b>	<b>(47,914,389.27)</b>	<b>(58,583,956.40)</b>	<b>(59,585,467.00)</b>	<b>(66,332,790.00)</b>	<b>(66,332,790.00)</b>	<b>-</b>

**1930 - TEETER PLAN**  
**Lloyd B. Weer, Auditor-Controller**

State Controller  
County Budget Act  
2010

County of Mendocino  
State of California  
Budget Unit Financing Uses Detail  
CEO Proposed Budget for Fiscal Year 2019-20

County Budget Form  
Schedule 9

Classification:

Function: 1 General Government  
Activity: 101 General - Legislative & Administrative

Budget Unit: 1930 Teeter Plan Debt Service  
Fund: 1100 County General

Financing Uses Classification	2016-17 Actuals	2017-18 Actuals	2018-19 Estimate	2019-20 Request	2019-20 Proposed	2019-20 Adopted
(1)	(2)	(3)	(4)	(5)	(6)	(7)
<b>Revenues</b>						
821210 Prior Secured Prop Tax	3,162,293.35	3,429,952.26	3,500,000.00	3,200,000.00	3,200,000.00	-
821400 Pen/Cost on Delinq Tax	1,603,811.57	1,812,351.88	1,600,000.00	1,700,000.00	1,700,000.00	-
<b>Total Revenues</b>	<b>4,766,104.92</b>	<b>5,242,304.14</b>	<b>5,100,000.00</b>	<b>4,900,000.00</b>	<b>4,900,000.00</b>	<b>-</b>
<b>Other Charges</b>						
863310 Interest	99,980.84	223,526.82	100,000.00	1,000,000.00	1,000,000.00	-
863311 Principal	3,202,602.84	3,607,760.40	3,500,000.00	3,900,000.00	3,900,000.00	-
<b>Total Other Charges</b>	<b>3,302,583.68</b>	<b>3,831,287.22</b>	<b>3,600,000.00</b>	<b>4,900,000.00</b>	<b>4,900,000.00</b>	<b>-</b>
<b>Total Net Appropriations</b>	<b>3,302,583.68</b>	<b>3,831,287.22</b>	<b>3,600,000.00</b>	<b>4,900,000.00</b>	<b>4,900,000.00</b>	<b>-</b>
<b>Total Net County Cost</b>	<b>(1,463,521.24)</b>	<b>(1,411,016.92)</b>	<b>(1,500,000.00)</b>	<b>-</b>	<b>-</b>	<b>-</b>

**1940 - MISCELLANEOUS BUDGET**  
**Lloyd B. Weer, Auditor-Controller**

State Controller  
County Budget Act  
2010

County of Mendocino  
State of California  
Budget Unit Financing Uses Detail  
CEO Proposed Budget for Fiscal Year 2019-20

County Budget Form  
Schedule 9

Classification:

Function: 1 General Government  
Activity: 101 General - Legislative & Administrative

Budget Unit: 1940 Miscellaneous Budget  
Fund: 1100 County General

Financing Uses Classification	2016-17 Actuals	2017-18 Actuals	2018-19 Estimate	2019-20 Request	2019-20 Proposed	2019-20 Adopted
(1)	(2)	(3)	(4)	(5)	(6)	(7)
<b>Revenues</b>						
821510 Sales Tax-Public Safety	-	408,537.23	398,000.00	398,000.00	398,000.00	-
825640 Fed Forest Reserve	-	-	-	-	-	-
827707 Donation	-	25,000.00	-	-	-	-
<b>Total Revenues</b>	<b>-</b>	<b>433,537.23</b>	<b>398,000.00</b>	<b>398,000.00</b>	<b>398,000.00</b>	<b>-</b>
<b>Salaries &amp; Employee Benefits</b>						
861011 Regular Employees	178,248.36	205,016.69	199,840.00	210,000.00	210,000.00	-
861021 Co Cont Retirement	51,728.03	61,637.81	217,000.00	210,000.00	210,000.00	-
861022 Co Cont OASDI	11,051.38	12,711.01	14,000.00	13,500.00	13,500.00	-
861023 Co Cont Medicare	2,584.58	2,972.75	3,300.00	3,100.00	3,100.00	-
861024 Co Cont Retire Incr	21,336.87	21,821.58	43,900.00	40,000.00	40,000.00	-
861035 Co Cont Workers Comp	-	-	-	-	-	-
<b>Total Salaries &amp; Employee Benefits</b>	<b>264,949.22</b>	<b>304,159.84</b>	<b>478,040.00</b>	<b>476,600.00</b>	<b>476,600.00</b>	<b>-</b>
<b>Services &amp; Supplies</b>						
862101 Insurance - General	11,031.00	11,475.00	13,130.00	15,484.00	15,484.00	-
862170 Office Expense	-	0.01	-	-	-	-
862181 Auditing & Fiscal Svcs	51,240.00	61,200.85	60,000.00	60,000.00	60,000.00	-
862183 Legal Fees	-	-	-	-	-	-
862185 Medical & Dental Svcs	-	-	-	-	-	-
862187 Education & Training	128,909.36	133,782.57	129,745.00	140,000.00	140,000.00	-
862189 Prof/Spec Svcs - Other	62,196.49	102,765.93	250,000.00	125,000.00	93,414.00	-
862239 Spec Dept Expense	17,178.42	5,704.55	-	-	-	-
862253 Travel Out of County	-	-	-	-	-	-
<b>Total Services &amp; Supplies</b>	<b>270,555.27</b>	<b>314,928.91</b>	<b>452,875.00</b>	<b>340,484.00</b>	<b>308,898.00</b>	<b>-</b>
<b>Other Charges</b>						
863113 Pmt Other Gov Agency	193,629.00	727,224.25	681,629.00	595,460.00	595,460.00	-
863280 Contr Other Agency	101,502.14	187,251.87	90,000.00	100,000.00	100,000.00	-
863310 Interest	-	-	-	-	-	-
<b>Total Other Charges</b>	<b>295,131.14</b>	<b>914,476.12</b>	<b>771,629.00</b>	<b>695,460.00</b>	<b>695,460.00</b>	<b>-</b>
<b>Total Net Appropriations</b>	<b>830,635.63</b>	<b>1,533,564.87</b>	<b>1,702,544.00</b>	<b>1,512,544.00</b>	<b>1,480,958.00</b>	<b>-</b>
<b>Total Net County Cost</b>	<b>830,635.63</b>	<b>1,100,027.64</b>	<b>1,304,544.00</b>	<b>1,114,544.00</b>	<b>1,082,958.00</b>	<b>-</b>



**4052 - MENTAL HEALTH TREATMENT ACT**  
**Lloyd B. Weer, Auditor-Controller**

State Controller  
County Budget Act  
2010

County of Mendocino  
State of California  
Budget Unit Financing Uses Detail  
CEO Proposed Budget for Fiscal Year 2019-20

County Budget Form  
Schedule 9

Function: 4 Health & Sanitation  
Activity: 406 Health and Sanitation - Mental Health

Budget Unit: 4052 Mental Health Treatment Act  
Fund: 1224 Mental Health Treatment

Financing Uses Classification	2016-17 Actuals	2017-18 Actuals	2018-19 Estimate	2019-20 Request	2019-20 Proposed	2019-20 Adopted
(1)	(2)	(3)	(4)	(5)	(6)	(7)
<b>Revenues</b>						
821500 Sales & Use Tax	-	1,606,571.36	-	-	7,500,000.00	-
824100 Interest	-	99.86	-	-	-	-
825330 State Aid Mental Hlth	-	-	-	-	-	-
825342 Realignment Mental Hlth	-	-	-	-	-	-
827802 Oper Transfer In	-	-	-	-	-	-
<b>Total Revenues</b>	-	1,606,671.22	-	-	7,500,000.00	-
<b>Salaries &amp; Employee Benefits</b>						
861011 Regular Employees	-	-	-	-	73,250.00	-
861012 Extra Help	-	-	-	-	-	-
861013 Overtime Reg Emp	-	-	-	-	-	-
861021 Co Cont Retirement	-	-	-	-	22,429.00	-
861022 Co Cont OASDI	-	-	-	-	4,542.00	-
861023 Co Cont Medicare	-	-	-	-	1,062.00	-
861024 Co Cont Retire Incr	-	-	-	-	4,578.00	-
861030 Co Cont Health Ins	-	-	-	-	5,931.00	-
861031 Co Cont Unemp Ins	-	-	-	-	-	-
861035 Co Cont Workers Comp	-	-	-	-	-	-
<b>Total Salaries &amp; Employee Benefits</b>	-	-	-	-	111,792.00	-
<b>Services &amp; Supplies</b>						
862060 Communications	-	-	-	-	-	-
862080 Food	-	-	-	-	-	-
862090 Household Expense	-	-	-	-	-	-
862101 Insurance - General	-	-	-	-	-	-
862120 Maint - Equip	-	-	-	-	-	-
862130 Maint Strc/Impr/Grnds	-	-	-	-	-	-
862150 Memberships	-	-	-	-	-	-
862170 Office Expense	-	-	-	-	2,000.00	-
862182 Data Processing Svcs	-	-	-	-	-	-
862185 Medical/Dental Svcs	-	-	-	-	-	-
862187 Education & Training	-	-	-	-	2,000.00	-
862189 Prof/Spec Svcs - Other	-	37,470.07	-	-	100,000.00	-
862190 Publ/Legal Notice	-	-	-	-	500.00	-
862194 A-87 Costs	-	-	-	-	-	-
862210 Rent/Lease - Bldg Grnds	-	-	-	-	-	-
862230 Info Tech Equip	-	-	-	-	2,000.00	-
862239 Spec Dept Expense	-	161,577.84	-	-	500,000.00	-
862250 Trans/Travel	-	-	-	-	-	-
862253 Travel Out of County	-	-	-	-	2,000.00	-
862260 Utilities	-	-	-	-	-	-
<b>Total Services &amp; Supplies</b>	-	199,047.91	-	-	608,500.00	-

Other Charges						
863113 Paymts to Other Govts	-	-	-	-	-	-
863124 GR-SSI-SSP Applicants	-	-	-	-	-	-
863280 Contr to Other Agncs	-	-	-	-	-	-
Total Other Charges	-	-	-	-	-	-
Fixed Assets						
864360 Structure/Improvement	-	-	-	-	-	-
864370 Equipment	-	-	-	-	-	-
Total Fixed Assets	-	-	-	-	-	-
Expend Transfer & Reimb						
865380 Intrafund Transfer	-	-	-	-	-	-
865802 Oper Transfer Out	-	-	-	-	1,000,000.00	-
Total Expend Transfer & Reimb	-	-	-	-	1,000,000.00	-
Total Net Appropriations	-	199,047.91	-	-	1,720,292.00	-
Total Fund Balance Contribution	-	(1,407,623.31)	-	-	(5,779,708.00)	-

**8010 - GENERAL DEBT SERVICE - COPS**  
**Lloyd B. Weer, Auditor-Controller**

State Controller  
County Budget Act  
2010  
Expend Transfer & Reimb

County of Mendocino  
State of California  
Budget Unit Financing Uses Detail  
CEO Proposed Budget for Fiscal Year 2019-20

County Budget Form  
Schedule 9

Classification:

Function: 8 Debt Service  
Activity: 801 Debt Service - Retirement of LT Debt

Budget Unit: 8010 Debt Service  
Fund: 1400 Debt Service

Financing Uses Classification	2016-17 Actuals	2017-18 Actuals	2018-19 Estimate	2019-20 Request	2019-20 Proposed	2019-20 Adopted
(1)	(2)	(3)	(4)	(5)	(6)	(7)
<b>Revenues</b>						
823110 Crim Just Const Fund	10,650.00	11,400.00	11,500.00	11,500.00	11,500.00	-
824100 Interest	(3,167.38)	(3,359.81)	(5,000.00)	(4,000.00)	(4,000.00)	-
824200 Rent/Concession	15,000.00	-	-	-	-	-
825810 Other Govt Agency Aid	35,478.00	39,806.63	37,500.00	39,000.00	39,000.00	-
827700 Other	-	-	-	-	-	-
827802 Oper Transfer In	1,845,173.13	1,840,735.50	1,827,000.00	1,824,250.00	1,824,250.00	-
827803 Loan/Bond Proceeds	-	-	-	-	-	-
<b>Total Revenues</b>	<b>1,903,133.75</b>	<b>1,888,582.32</b>	<b>1,871,000.00</b>	<b>1,870,750.00</b>	<b>1,870,750.00</b>	<b>-</b>
<b>Services &amp; Supplies</b>						
862189 Prof/Spec Svcs - Other	3,600.00	1,100.00	1,100.00	1,100.00	1,100.00	-
862239 Spec Dept Expense	2,451.74	2,320.00	2,500.00	2,500.00	2,500.00	-
<b>Total Services &amp; Supplies</b>	<b>6,051.74</b>	<b>3,420.00</b>	<b>3,600.00</b>	<b>3,600.00</b>	<b>3,600.00</b>	<b>-</b>
<b>Other Charges</b>						
863310 Interest	786,185.00	753,635.00	717,400.00	677,150.00	677,150.00	-
863311 Principal	1,085,000.00	1,115,000.00	1,150,000.00	1,190,000.00	1,190,000.00	-
<b>Total Other Charges</b>	<b>1,871,185.00</b>	<b>1,868,635.00</b>	<b>1,867,400.00</b>	<b>1,867,150.00</b>	<b>1,867,150.00</b>	<b>-</b>
<b>Total Net Appropriations</b>	<b>1,877,236.74</b>	<b>1,872,055.00</b>	<b>1,871,000.00</b>	<b>1,870,750.00</b>	<b>1,870,750.00</b>	<b>-</b>
<b>Total Fund Balance Contribution</b>	<b>(25,897.01)</b>	<b>(16,527.32)</b>	<b>-</b>	<b>-</b>	<b>-</b>	<b>-</b>

**8011 - DEBT SERVICE - PENSION OBLIGATION BONDS**  
**Lloyd B. Weer, Auditor-Controller**

State Controller  
County Budget Act  
862183 Legal Fee

County of Mendocino  
State of California  
Budget Unit Financing Uses Detail  
CEO Proposed Budget for Fiscal Year 2019-20

County Budget Form  
Schedule 9

862190 Pub/Legal Notice

Function: 8 Debt Service

Activity: 801 Debt Service - Retirement of LT Debt

Budget Unit: 8011 Pension Oblig Bonds

Fund: 1410 Pension Oblig Bonds

Financing Uses Classification	2016-17 Actuals	2017-18 Actuals	2018-19 Estimate	2019-20 Request	2019-20 Proposed	2019-20 Adopted
(1)	(2)	(3)	(4)	(5)	(6)	(7)
<b>Revenues</b>						
824100 Interest	(20,457.21)	(28,819.92)	(32,900.00)	(37,000.00)	(37,000.00)	-
826400 Co Share Retire	8,287,371.87	9,018,656.07	6,500,000.00	7,203,000.00	7,203,000.00	-
<b>Total Revenues</b>	<b>8,266,914.66</b>	<b>8,989,836.15</b>	<b>6,467,100.00</b>	<b>7,166,000.00</b>	<b>7,166,000.00</b>	<b>-</b>
<b>Services &amp; Supplies</b>						
862189 Prof/Spec Svcs - Other	13,705.00	2,100.00	2,100.00	2,100.00	2,100.00	-
862239 Spec Dept Expense	2,420.00	2,470.00	2,500.00	2,500.00	2,500.00	-
<b>Total Services &amp; Supplies</b>	<b>16,125.00</b>	<b>4,570.00</b>	<b>4,600.00</b>	<b>4,600.00</b>	<b>4,600.00</b>	<b>-</b>
<b>Other Charges</b>						
863310 Interest	3,489,704.00	3,240,890.00	2,978,276.00	2,701,200.00	2,701,200.00	-
863311 Principal	4,385,000.00	4,630,000.00	4,885,000.00	5,155,000.00	5,155,000.00	-
<b>Total Other Charges</b>	<b>7,874,704.00</b>	<b>7,870,890.00</b>	<b>7,863,276.00</b>	<b>7,856,200.00</b>	<b>7,856,200.00</b>	<b>-</b>
<b>Total Net Appropriations</b>	<b>7,890,829.00</b>	<b>7,875,460.00</b>	<b>7,867,876.00</b>	<b>7,860,800.00</b>	<b>7,860,800.00</b>	<b>-</b>
<b>Total Fund Balance Contribution</b>	<b>(376,085.66)</b>	<b>(1,114,376.15)</b>	<b>1,400,776.00</b>	<b>694,800.00</b>	<b>694,800.00</b>	<b>-</b>

**9991 - APPROPRIATION FOR CONTINGENCIES**  
**Lloyd B. Weer, Auditor-Controller**

State Controller  
County Budget Act  
2010

County of Mendocino  
State of California  
Budget Unit Financing Uses Detail  
CEO Proposed Budget for Fiscal Year 2019-20

County Budget Form  
Schedule 9

Classification:

Function: 9 Contingencies  
Activity: 999 Miscellaneous

Budget Unit: 9991 Provision for Contingency  
Fund: 1100 County General

Financing Uses Classification	2016-17 Actuals	2017-18 Actuals	2018-19 Estimate	2019-20 Request	2019-20 Proposed	2019-20 Adopted
(1)	(2)	(3)	(4)	(5)	(6)	(7)
869991 Approp for Contingency	-	-	-	-	-	-
Total	-	-	-	-	-	-
Total Net Appropriations	-	-	-	-	-	-

**0712 - UNEMPLOYMENT INSURANCE PROGRAM**  
**Lloyd B. Weer, Auditor-Controller**

State Controller  
County Budget Act  
2010

County of Mendocino  
State of California  
Budget Unit Financing Uses Detail  
CEO Proposed Budget for Fiscal Year 2019-20

County Budget Form  
Schedule 10

Classification:

Function: 0  
Activity: 0

Budget Unit: 0712 Unemployment Insurance  
Fund: 7120 Unemployment Insurance

Financing Uses Classification	2016-17 Actuals	2017-18 Actuals	2018-19 Estimate	2019-20 Request	2019-20 Proposed	2019-20 Adopted
(1)	(2)	(3)	(4)	(5)	(6)	(7)
Operating Revenues						
824100 Interest	3,791.97	7,317.86	7,000.00	11,000.00	11,000.00	-
826401 I.S.F. Services	250,000.00	200,000.00	200,000.00	200,000.00	200,000.00	-
827700 Other	-	-	-	-	-	-
Total Operating Revenues	253,791.97	207,317.86	207,000.00	211,000.00	211,000.00	-
Operating Expenses						
Services & Supplies						
862103 Insurance - Unemp	196,170.00	181,920.00	206,000.00	210,000.00	210,000.00	-
862189 Prof/Spec Svcs - Other	861.08	861.08	1,000.00	1,000.00	1,000.00	-
Total Services & Supplies	197,031.08	182,781.08	207,000.00	211,000.00	211,000.00	-
Total Operating Expenses	197,031.08	182,781.08	207,000.00	211,000.00	211,000.00	-
Operating Income (Loss)	56,760.89	24,536.78	-	-	-	-
Change in Net Assets	56,760.89	24,536.78	-	-	-	-
Net Assets - Beginning Balance	60,887.25	132,763.14	157,299.92		157,299.92	-
Net Assets - Ending Balance	117,648.14	157,299.92	157,299.92		157,299.92	-

# 0717 - INFORMATION TECHNOLOGY REPLACEMENT FUND

Lloyd B. Weer, Auditor-Controller  
Carmel J. Angelo, Chief Executive Officer

State Controller  
County Budget Act  
2010

County of Mendocino  
State of California  
Budget Unit Financing Uses Detail  
CEO Proposed Budget for Fiscal Year 2019-20

County Budget Form  
Schedule 10

## Classification:

Function: 0  
Activity: 0

Budget Unit: 0717 Software Acquisition  
Fund: 7170 Software Acquisition

Financing Uses Classification	2016-17 Actuals	2017-18 Actuals	2018-19 Estimate	2019-20 Request	2019-20 Proposed	2019-20 Adopted
(1)	(2)	(3)	(4)	(5)	(6)	(7)
Operating Revenues						
824100 Interest	14,671.62	30,316.75	25,000.00	35,000.00	35,000.00	-
827700 Other	-	-	-	-	-	-
827802 Oper Transfer In	275,000.00	425,000.00	-	-	-	-
Total Operating Revenues	289,671.62	455,316.75	25,000.00	35,000.00	35,000.00	-
Operating Expenses						
Services & Supplies						
862170 Office Expense	-	-	-	-	-	-
862189 Prof & Spec Scvs - Other	-	-	149,280.00	100,000.00	100,000.00	-
862200 Rent/Lease Equip	-	-	-	-	-	-
862230 Info Tech Equip	161,729.69	512,126.09	50,000.00	100,000.00	100,000.00	-
862239 Spec Dept Expense	17,415.66	8,586.25	-	500,000.00	500,000.00	-
862253 Trvl & Trsp Out of County	-	3,744.00	-	-	-	-
Total Services & Supplies	179,145.35	524,456.34	199,280.00	700,000.00	700,000.00	-
Fixed Assets						
864370 Equipment	-	-	-	-	-	-
Total Fixed Assets	-	-	-	-	-	-
Total Operating Expenses	179,145.35	524,456.34	199,280.00	700,000.00	700,000.00	-
Operating Income (Loss)	110,526.27	(69,139.59)	(174,280.00)	(665,000.00)	(665,000.00)	-
Change in Net Assets	110,526.27	(69,139.59)	(174,280.00)	(665,000.00)	(665,000.00)	-
Net Assets - Beginning Balance	2,079,052.66	2,025,359.61	1,956,220.02		1,781,940.02	-
Net Assets - Ending Balance	2,189,578.93	1,956,220.02	1,781,940.02		1,116,940.02	-

**1015 - BOARD OF SUPERVISORS  
Carre Brown, Chair**

State Controller  
County Budget Act  
2010

County of Mendocino  
State of California  
Budget Unit Financing Uses Detail  
CEO Proposed Budget for Fiscal Year 2019-20

County Budget Form  
Schedule 9

Classification:

Function: 1 General Government  
Activity: 101 General - Legislative & Administrative

Budget Unit: 1015 Board of Supervisors  
Fund: 1100 County General

Financing Uses Classification	2016-17 Actuals	2017-18 Actuals	2018-19 Estimate	2019-20 Request	2019-20 Proposed	2019-20 Adopted
(1)	(2)	(3)	(4)	(5)	(6)	(7)
<b>Revenues</b>						
825810 Other Govt Agency Aid	-	-	-	-	-	-
<b>Total Revenues</b>	-	-	-	-	-	-
<b>Salaries &amp; Employee Benefits</b>						
861011 Regular Employees	324,417.46	383,019.62	476,500.00	400,874.00	509,959.00	-
861021 Co Cont Retirement	66,184.26	82,942.89	111,340.00	142,823.00	142,823.00	-
861022 Co Cont OASDI	19,503.54	23,307.78	30,410.00	30,942.00	30,942.00	-
861023 Co Cont Medicare	4,561.54	5,451.30	7,112.00	7,236.00	7,236.00	-
861024 Co Cont Retire Incr	25,041.71	26,276.66	32,224.00	34,315.00	34,315.00	-
861030 Co Cont Health Ins	42,799.10	33,105.84	31,182.00	47,554.00	47,554.00	-
861035 Co Cont Workers Comp	663.00	808.00	1,055.00	1,309.00	1,309.00	-
<b>Total Salaries &amp; Employee Benefits</b>	483,170.61	554,912.09	689,823.00	665,053.00	774,138.00	-
<b>Services &amp; Supplies</b>						
862060 Communications	7,014.95	7,514.64	6,500.00	6,500.00	6,500.00	-
862101 Insurance - General	1,381.00	1,451.00	1,769.00	2,040.00	2,040.00	-
862150 Memberships	39,107.90	39,082.10	40,000.00	40,000.00	40,000.00	-
862170 Office Expense	5,647.67	2,909.30	7,500.00	7,500.00	7,500.00	-
862187 Education & Training	258.00	-	500.00	500.00	500.00	-
862189 Prof/Spec Svcs - Other	-	24,499.99	-	24,500.00	24,500.00	-
862200 Rents & Leases - Equipment	1,883.53	320.36	-	2,000.00	2,000.00	-
862230 Info Tech Equipment	-	-	1,000.00	1,000.00	1,000.00	-
862239 Spec Dept Expense	29,495.01	11,234.79	16,000.00	16,000.00	16,000.00	-
862250 Trans/Travel	395.01	-	500.00	500.00	500.00	-
862253 Travel Out of County	12,330.34	11,313.21	10,000.00	10,000.00	10,000.00	-
<b>Total Services &amp; Supplies</b>	97,513.41	98,325.39	83,769.00	110,540.00	110,540.00	-
<b>Fixed Assets</b>						
864370 Equipment	-	-	-	-	-	-
<b>Total Fixed Assets</b>	-	-	-	-	-	-
<b>Total Net Appropriations</b>	580,684.02	653,237.48	773,592.00	775,593.00	884,678.00	-
<b>Total Net County Cost</b>	580,684.02	653,237.48	773,592.00	775,593.00	884,678.00	-



**2090 - CHILD SUPPORT SERVICES**  
**Anne Molgaard, Interim Child Support Director**

State Controller  
County Budget Act  
2010

County of Mendocino  
State of California  
Budget Unit Financing Uses Detail  
CEO Proposed Budget for Fiscal Year 2019-20

County Budget Form  
Schedule 9

Classification:

Function: 2 Public Protection

Activity: 201 Public Protection - Judicial

Budget Unit: 2090 Child Support Services

Fund: 1100 County General

Financing Uses Classification	2016-17 Actuals	2017-18 Actuals	2018-19 Estimate	2019-20 Request	2019-20 Proposed	2019-20 Adopted
(1)	(2)	(3)	(4)	(5)	(6)	(7)
<b>Revenues</b>						
824100 Interest	4,385.21	6,239.38	4,000.00	6,000.00	6,000.00	-
825686 Fed Aid Child Supp	1,690,684.50	1,695,078.61	2,084,010.00	2,077,006.00	2,077,006.00	-
826162 State Aid Child Supp	869,265.26	872,988.21	1,026,458.00	1,023,003.00	1,023,003.00	-
827700 Other	-	-	-	-	-	-
<b>Total Revenues</b>	<b>2,564,334.97</b>	<b>2,574,306.20</b>	<b>3,114,468.00</b>	<b>3,106,009.00</b>	<b>3,106,009.00</b>	<b>-</b>
<b>Salaries &amp; Employee Benefits</b>						
861011 Regular Employees	1,343,333.00	1,259,989.56	1,491,327.00	1,507,301.00	1,507,301.00	-
861012 Extra Help	-	23,480.52	36,667.00	25,000.00	25,000.00	-
861013 Overtime Reg Emp	49,798.41	57,020.23	50,000.00	25,000.00	25,000.00	-
861021 Co Cont Retirement	369,428.93	361,524.94	467,232.00	470,547.00	470,547.00	-
861022 Co Cont OASDI	79,939.48	77,704.17	92,983.00	89,661.00	89,661.00	-
861023 Co Cont Medicare	19,180.64	18,643.12	21,746.00	21,291.00	21,291.00	-
861024 Co Cont Retire Incr	143,978.26	118,712.28	140,928.00	121,286.00	121,286.00	-
861030 Co Cont Health Ins	219,601.26	163,986.02	174,476.00	229,432.00	229,432.00	-
861031 Co Cont Unemp Ins	-	-	-	-	-	-
861035 Co Cont Workers Comp	-	-	-	-	-	-
<b>Total Salaries &amp; Employee Benefits</b>	<b>2,225,259.98</b>	<b>2,081,060.84</b>	<b>2,475,359.00</b>	<b>2,489,518.00</b>	<b>2,489,518.00</b>	<b>-</b>
<b>Services &amp; Supplies</b>						
862060 Communications	7,226.21	7,509.27	7,500.00	8,740.00	8,740.00	-
862101 Insurance - General	-	-	-	-	-	-
862120 Maint - Equip	-	605.00	2,500.00	2,000.00	2,000.00	-
862130 Maint - Strc/Impr/Grnds	31,001.84	48,260.86	32,000.00	40,505.00	40,505.00	-
862150 Memberships	3,419.00	3,535.00	4,500.00	3,515.00	3,515.00	-
862160 Misc Expense	-	-	5,000.00	2,500.00	2,500.00	-
862170 Office Expense	54,725.06	61,095.62	72,675.00	67,268.00	67,268.00	-
862182 Data Processing Svcs	17,209.36	25,985.60	23,000.00	27,728.00	27,728.00	-
862187 Education & Training	2,701.70	4,727.50	5,000.00	10,225.00	10,225.00	-
862189 Prof/Spec Svcs - Other	66,910.31	133,869.30	104,400.00	95,053.00	95,053.00	-
862190 Publ/Legal Notice	-	172.25	1,000.00	-	-	-
862239 Spec Dept Expense	-	9.36	1,000.00	6,000.00	6,000.00	-
862250 Trans/Travel	1,304.78	3,109.38	2,500.00	3,250.00	3,250.00	-
862253 Travel Out of County	5,197.37	7,483.37	28,450.00	22,500.00	22,500.00	-
862260 Utilities	18,908.36	20,956.85	23,000.00	23,247.00	23,247.00	-
<b>Total Services &amp; Supplies</b>	<b>208,603.99</b>	<b>317,319.36</b>	<b>312,525.00</b>	<b>312,531.00</b>	<b>312,531.00</b>	<b>-</b>
<b>Fixed Assets</b>						
864370 Equipment	-	-	-	-	-	-
<b>Total Fixed Assets</b>	<b>-</b>	<b>-</b>	<b>-</b>	<b>-</b>	<b>-</b>	<b>-</b>
<b>Expend Transfer &amp; Reimb</b>						
865802 Oper Transfer Out	25,567.00	31,999.00	193,500.00	126,000.00	126,000.00	-
<b>Total Expend Transfer &amp; Reimb</b>	<b>25,567.00</b>	<b>31,999.00</b>	<b>193,500.00</b>	<b>126,000.00</b>	<b>126,000.00</b>	<b>-</b>
<b>Total Net Appropriations</b>	<b>2,459,430.97</b>	<b>2,430,379.20</b>	<b>2,981,384.00</b>	<b>2,928,049.00</b>	<b>2,928,049.00</b>	<b>-</b>
<b>Total Net County Cost</b>	<b>(104,904.00)</b>	<b>(143,927.00)</b>	<b>(133,084.00)</b>	<b>(177,960.00)</b>	<b>(177,960.00)</b>	<b>-</b>

**1210 - COUNTY COUNSEL**  
**Katharine L. Elliott, County Counsel**

State Controller  
County Budget Act  
2010

County of Mendocino  
State of California  
Budget Unit Financing Uses Detail  
CEO Proposed Budget for Fiscal Year 2019-20

County Budget Form  
Schedule 9

Classification:

Function: 1 General Government  
Activity: 101 General - Legislative & Administrative

Budget Unit: 1210 County Counsel  
Fund: 1100 County General

Financing Uses Classification	2016-17 Actuals	2017-18 Actuals	2018-19 Estimate	2019-20 Request	2019-20 Proposed	2019-20 Adopted
(1)	(2)	(3)	(4)	(5)	(6)	(7)
<b>Revenues</b>						
823204 Misc Court Fine	-	-	-	-	-	-
826161 Legal Services	78,298.23	22,778.93	15,000.00	20,000.00	20,000.00	-
826163 Legal Svcs Reimb	5,830.43	4,127.00	3,000.00	3,000.00	3,000.00	-
826204 Appeal Abatement Fee	3,591.00	-	1,000.00	-	-	-
826230 Estate Fee - Pub Admin	-	876.00	1,000.00	-	-	-
826278 Interfund - Legal	263,700.00	263,700.00	413,000.00	400,000.00	400,000.00	-
826390 Other Charges	9,911.96	3,514.00	500.00	400.00	400.00	-
827600 Other Sales	106.29	104.56	300.00	-	-	-
827700 Other	-	-	-	-	-	-
<b>Total Revenues</b>	<b>361,437.91</b>	<b>295,100.49</b>	<b>433,800.00</b>	<b>423,400.00</b>	<b>423,400.00</b>	<b>-</b>
<b>Salaries &amp; Employee Benefits</b>						
861011 Regular Employees	891,466.56	1,014,931.09	1,098,881.00	1,073,525.00	1,185,766.00	-
861012 Extra Help	1,272.23	-	-	-	-	-
861013 Overtime Reg Emp	1,191.64	987.43	-	-	-	-
861021 Co Cont Retirement	229,906.13	290,759.83	307,943.00	312,547.00	312,547.00	-
861022 Co Cont OASDI	52,657.94	59,025.03	61,265.00	60,327.00	60,327.00	-
861023 Co Cont Medicare	12,554.62	14,067.45	14,755.00	14,287.00	14,287.00	-
861024 Co Cont Retire Incr	85,891.70	93,325.62	90,398.00	75,018.00	75,018.00	-
861030 Co Cont Health Ins	89,134.86	107,983.41	94,318.00	113,532.00	113,532.00	-
861031 Co Cont Unemp Ins	3,403.00	3,421.00	3,468.00	3,113.00	3,113.00	-
861035 Co Cont Workers Comp	1,159.00	1,395.00	1,801.00	2,008.00	2,008.00	-
<b>Total Salaries &amp; Employee Benefits</b>	<b>1,368,637.68</b>	<b>1,585,895.86</b>	<b>1,672,829.00</b>	<b>1,654,357.00</b>	<b>1,766,598.00</b>	<b>-</b>
<b>Services &amp; Supplies</b>						
862060 Communications	3,044.63	3,340.89	3,260.00	3,468.00	3,468.00	-
862101 Insurance - General	2,906.00	3,171.00	91,574.00	108,233.00	108,233.00	-
862120 Maint - Equip	-	171.26	870.00	870.00	870.00	-
862150 Memberships	9,030.00	9,319.00	9,331.00	9,790.00	9,790.00	-
862170 Office Expense	16,649.19	8,279.41	16,000.00	16,000.00	16,000.00	-
862183 Legal Fees	2,443.90	-	2,500.00	-	-	-
862187 Education & Training	8,167.29	1,141.25	8,750.00	2,500.00	2,500.00	-
862189 Prof/Spec Svcs - Other	35,290.11	226,058.15	200,000.00	195,000.00	195,000.00	-
862190 Publ/Legal Notice	-	75.00	500.00	500.00	500.00	-
862230 Info Tech Equip	1,999.08	386.45	2,000.00	2,000.00	2,000.00	-
862239 Spec Dept Expense	34,526.17	42,094.92	32,500.00	32,500.00	32,500.00	-
862250 Trans/Travel	2,818.01	1,557.05	3,300.00	3,300.00	3,300.00	-
862253 Travel Out of County	5,798.85	3,852.07	6,600.00	6,600.00	6,600.00	-
<b>Total Services &amp; Supplies</b>	<b>122,673.23</b>	<b>299,446.45</b>	<b>377,185.00</b>	<b>380,761.00</b>	<b>380,761.00</b>	<b>-</b>
<b>Fixed Assets</b>						
864370 Equipment	-	-	-	-	-	-
<b>Total Fixed Assets</b>	<b>-</b>	<b>-</b>	<b>-</b>	<b>-</b>	<b>-</b>	<b>-</b>
<b>Expend Transfer &amp; Reimb</b>						
865380 Intrafund Transfers	(537,499.24)	(1,001,006.42)	(987,230.00)	(976,533.00)	(976,533.00)	-
865802 Oper Transfer Out	-	-	-	-	-	-
<b>Total Expend Transfer &amp; Reimb</b>	<b>(537,499.24)</b>	<b>(1,001,006.42)</b>	<b>(987,230.00)</b>	<b>(976,533.00)</b>	<b>(976,533.00)</b>	<b>-</b>
<b>Total Net Appropriations</b>	<b>953,811.67</b>	<b>884,335.89</b>	<b>1,062,784.00</b>	<b>1,058,585.00</b>	<b>1,170,826.00</b>	<b>-</b>
<b>Total Net County Cost</b>	<b>592,373.76</b>	<b>589,235.40</b>	<b>628,984.00</b>	<b>635,185.00</b>	<b>747,426.00</b>	<b>-</b>

**6110 - LIBRARY**  
**Karen Horner, CSA Director**

State Controller  
County Budget Act  
2010

County of Mendocino  
State of California  
Budget Unit Financing Uses Detail  
CEO Proposed Budget for Fiscal Year 2019-20

County Budget Form  
Schedule 9

Classification:

Function: 6 Education

Activity: 602 Education - Library Services

Budget Unit: 6110 Mendocino County Library

Fund: 1205 County Library

Financing Uses Classification	2016-17 Actuals	2017-18 Actuals	2018-19 Estimate	2019-20 Request	2019-20 Proposed	2019-20 Adopted
(1)	(2)	(3)	(4)	(5)	(6)	(7)
<b>Revenues</b>						
821500 Sales & Use Tax	1,821,911.61	1,939,984.43	2,000,000.00	2,140,000.00	2,140,000.00	-
824100 Interest	15,730.65	28,661.79	30,000.00	31,800.00	31,800.00	-
824110 Endow Fund Interest	-	-	-	-	-	-
825490 State Other	-	-	-	-	-	-
825496 State Library Grant	-	-	-	-	-	-
826370 Library Services	55,142.65	60,294.86	50,000.00	50,000.00	50,000.00	-
827400 Prior Year Revenue	-	-	-	-	-	-
827600 Other Sales	8,638.79	8,266.90	10,000.00	8,000.00	8,000.00	-
827700 Other	100.56	-	-	-	-	-
827707 Donation	3,453.44	1,716.57	2,000.00	1,500.00	1,500.00	-
827801 Grant Revenue	1,000.00	-	-	-	-	-
827802 Oper Transfer In	1,255,598.00	1,300,241.00	1,326,243.00	1,352,771.00	1,352,771.00	-
<b>Total Revenues</b>	<b>3,161,575.70</b>	<b>3,339,165.55</b>	<b>3,418,243.00</b>	<b>3,584,071.00</b>	<b>3,584,071.00</b>	<b>-</b>
<b>Salaries &amp; Employee Benefits</b>						
861011 Regular Employees	1,065,543.49	1,272,752.15	1,579,244.00	1,455,879.00	1,455,879.00	-
861012 Extra Help	86,579.54	58,465.87	65,000.00	65,000.00	65,000.00	-
861013 Overtime Reg Emp	30,414.79	35,435.48	25,000.00	25,000.00	25,000.00	-
861021 Co Cont Retirement	250,373.04	314,044.51	404,834.00	397,369.00	397,369.00	-
861022 Co Cont OASDI	54,619.19	66,861.93	83,136.00	78,770.00	78,770.00	-
861023 Co Cont Medicare	16,582.26	19,236.92	22,242.00	20,176.00	20,176.00	-
861024 Co Cont Retire Incr	92,393.92	94,381.31	108,640.00	88,300.00	88,300.00	-
861030 Co Cont Health Ins	168,731.45	164,774.04	151,764.00	213,514.00	213,514.00	-
861031 Co Cont Unemp Ins	10,972.00	7,656.00	7,445.00	4,046.00	4,046.00	-
861035 Co Cont Workers Comp	45,447.00	51,164.00	48,864.00	50,728.00	50,728.00	-
<b>Total Salaries &amp; Employee Benefits</b>	<b>1,821,656.68</b>	<b>2,084,772.21</b>	<b>2,496,169.00</b>	<b>2,398,782.00</b>	<b>2,398,782.00</b>	<b>-</b>
<b>Services &amp; Supplies</b>						
862060 Communications	14,197.79	13,700.05	20,000.00	32,000.00	32,000.00	-
862090 Household Expense	70,228.22	102,620.37	63,204.00	90,000.00	90,000.00	-
862101 Insurance - General	20,521.00	20,779.00	23,876.00	28,866.00	28,866.00	-
862120 Maint - Equip	8,551.14	6,747.24	10,000.00	10,000.00	10,000.00	-
862130 Maint - Strc/Impr/Grnds	50,514.40	45,817.70	50,000.00	50,000.00	50,000.00	-
862150 Memberships	1,250.00	5,441.86	1,200.00	1,200.00	1,200.00	-
862170 Office Expense	39,042.82	33,482.53	40,000.00	45,000.00	45,000.00	-
862185 Medical/Dental Svcs	1,709.90	2,095.85	3,000.00	3,000.00	3,000.00	-
862187 Education & Training	1,541.24	3,293.05	10,000.00	5,000.00	5,000.00	-
862189 Prof/Spec Svcs - Other	170,510.28	183,453.52	201,000.00	240,000.00	240,000.00	-
862190 Publ/Legal Notice	157.00	1,916.35	75.00	2,000.00	2,000.00	-
862194 A-87 Costs	230,869.00	243,125.00	394,470.00	461,341.00	461,341.00	-
862210 Rents & Leases - Bldg Grnds	21,600.00	21,600.00	21,600.00	35,000.00	35,000.00	-
862230 Info Tech Equip	23,276.35	31,057.72	17,000.00	25,000.00	25,000.00	-
862239 Spec Dept Expense	480,181.97	537,233.27	500,000.00	400,000.00	400,000.00	-
862250 Trans/Travel	17,434.25	21,954.89	25,000.00	25,000.00	25,000.00	-
862253 Travel Out of County	2,728.80	3,481.68	10,000.00	5,000.00	5,000.00	-
862260 Utilities	67,439.40	65,284.61	70,000.00	77,000.00	77,000.00	-
<b>Total Services &amp; Supplies</b>	<b>1,221,753.56</b>	<b>1,343,084.69</b>	<b>1,460,425.00</b>	<b>1,535,407.00</b>	<b>1,535,407.00</b>	<b>-</b>

Fixed Assets						
864370 Structures & Imprmnts	-	-	-	-	-	-
864370 Equipment	46,282.99	-	-	38,000.00	38,000.00	-
Total Fixed Assets	46,282.99	-	-	38,000.00	38,000.00	-
Expend Transfer & Reimb						
865380 Intrafund Transfer	-	-	-	-	-	-
865802 Oper Transfer Out	36,985.42	87,103.15	187,500.00	203,248.00	203,248.00	-
Total Expend Transfer & Reimb	36,985.42	87,103.15	187,500.00	203,248.00	203,248.00	-
Total Net Appropriations	3,126,678.65	3,514,960.05	4,144,094.00	4,175,437.00	4,175,437.00	-
Total Fund Balance Contribution	(34,897.05)	175,794.50	725,851.00	591,366.00	591,366.00	-

**7110 - MUSEUM**  
**Karen Horner, CSA Director**

State Controller  
County Budget Act  
2010

County of Mendocino  
State of California  
Budget Unit Financing Uses Detail  
CEO Proposed Budget for Fiscal Year 2019-20

County Budget Form  
Schedule 9

Classification:

Function: 7 Recreation and Culture  
Activity: 702 Recreation and Culture - Culture

Budget Unit: 7110 Mendocino County Museum  
Fund: 1100 County General

Financing Uses Classification	2016-17 Actuals	2017-18 Actuals	2018-19 Estimate	2019-20 Request	2019-20 Proposed	2019-20 Adopted
(1)	(2)	(3)	(4)	(5)	(6)	(7)
<b>Revenues</b>						
824110 Endow Fund Interest	-	-	-	-	-	-
824200 Rent/Concession	8,646.00	7,860.00	9,400.00	9,400.00	9,400.00	-
826375 Parks & Rec Fee	-	-	-	21,000.00	21,000.00	-
826390 Other Charges	-	-	-	-	9,000.00	-
827700 Other	-	15,296.87	15,000.00	15,000.00	6,700.00	-
827707 Donation	-	2,808.39	4,000.00	4,000.00	5,300.00	-
<b>Total Revenues</b>	<b>8,646.00</b>	<b>25,965.26</b>	<b>28,400.00</b>	<b>49,400.00</b>	<b>51,400.00</b>	<b>-</b>
<b>Salaries &amp; Employee Benefits</b>						
861011 Regular Employees	173,973.12	139,028.61	195,967.00	273,777.00	271,976.00	-
861012 Extra Help	51,928.81	20,137.61	25,000.00	10,000.00	10,000.00	-
861013 Overtime Reg Emp	1,101.75	1,227.67	-	1,000.00	1,000.00	-
861021 Co Cont Retirement	50,011.45	34,920.21	87,038.00	83,488.00	86,776.00	-
861022 Co Cont OASDI	10,204.26	8,289.03	17,302.00	15,855.59	16,345.59	-
861023 Co Cont Medicare	3,139.51	2,230.52	4,046.00	3,708.00	3,823.00	-
861024 Co Cont Retire Incr	18,609.52	9,934.79	21,448.00	17,408.00	18,079.00	-
861030 Co Cont Health Ins	30,134.27	21,184.53	47,237.00	54,781.00	60,357.00	-
861031 Co Cont Unemp Ins	2,560.00	1,330.00	1,270.00	1,323.00	1,323.00	-
861035 Co Cont Workers Comp	255.00	396.00	380.00	567.00	567.00	-
<b>Total Salaries &amp; Employee Benefits</b>	<b>341,917.69</b>	<b>238,678.97</b>	<b>399,688.00</b>	<b>461,907.59</b>	<b>470,246.59</b>	<b>-</b>
<b>Services &amp; Supplies</b>						
862060 Communications	3,034.97	2,392.92	2,200.00	3,480.00	3,480.00	-
862090 Household Expense	6,797.17	8,453.03	20,000.00	5,000.00	2,500.00	-
862101 Insurance - General	16,718.00	19,289.00	21,799.00	27,501.00	27,501.00	-
862130 Maint - Strc/Impr/Grnds	-	-	-	-	-	-
862150 Memberships	-	583.00	500.00	500.00	500.00	-
862160 Misc Expense	-	-	-	-	-	-
862170 Office Expense	12,446.29	2,900.77	7,000.00	8,000.00	4,500.00	-
862187 Education & Training	-	382.00	2,500.00	2,500.00	1,000.00	-
862189 Prof/Spec Svcs - Other	55,327.53	87,158.78	5,000.00	26,000.00	10,000.00	-
862200 Rent/Lease - Equip	-	-	-	-	-	-
862230 Info Tech Equip	-	-	-	2,700.00	2,700.00	-
862239 Spec Dept Expense	4,118.93	23,370.87	88,085.00	25,636.00	42,844.00	-
862250 Trans/Travel	1,893.85	451.94	2,000.00	2,000.00	2,000.00	-
862253 Travel Out of County	2,731.11	78.11	2,000.00	3,000.00	3,000.00	-
862260 Utilities	33,988.21	33,307.42	35,000.00	38,547.00	38,500.00	-
<b>Total Services &amp; Supplies</b>	<b>137,056.06</b>	<b>178,367.84</b>	<b>186,084.00</b>	<b>144,864.00</b>	<b>138,525.00</b>	<b>-</b>
<b>Fixed Assets</b>						
864360 Structure/Improvement	-	-	-	-	-	-
<b>Total Fixed Assets</b>	<b>-</b>	<b>-</b>	<b>-</b>	<b>-</b>	<b>-</b>	<b>-</b>
<b>Expend Transfer &amp; Reimb</b>						
865802 Oper Transfer Out	-	-	-	-	-	-
<b>Total Expend Transfer &amp; Reimb</b>	<b>-</b>	<b>-</b>	<b>-</b>	<b>-</b>	<b>-</b>	<b>-</b>
<b>Total Net Appropriations</b>	<b>478,973.75</b>	<b>417,046.81</b>	<b>585,772.00</b>	<b>606,771.59</b>	<b>608,771.59</b>	<b>-</b>
<b>Total Net County Cost</b>	<b>470,327.75</b>	<b>391,081.55</b>	<b>557,372.00</b>	<b>557,371.59</b>	<b>557,371.59</b>	<b>-</b>

**2070 - DISTRICT ATTORNEY**  
**C. David Eyster, District Attorney**

State Controller  
County Budget Act  
2010

County of Mendocino  
State of California  
Budget Unit Financing Uses Detail  
CEO Proposed Budget for Fiscal Year 2019-20

County Budget Form  
Schedule 9

Classification:

Function: 2 Public Protection  
Activity: 201 Public Protection - Judicial

Budget Unit: 2070 District Attorney  
Fund: 1100 County General

Financing Uses Classification	2016-17 Actuals	2017-18 Actuals	2018-19 Estimate	2019-20 Request	2019-20 Proposed	2019-20 Adopted
(1)	(2)	(3)	(4)	(5)	(6)	(7)
<b>Revenues</b>						
821510 Sales Tax - Public Safety	696,925.74	755,151.98	755,053.00	792,000.00	792,000.00	-
823204 Misc Court Fine	14,304.88	25,694.85	10,000.00	18,000.00	18,000.00	-
823310 Asset Forfeiture	39,144.46	-	-	-	-	-
825150 Motor Vehicle in Lieu	106,895.21	104,175.67	100,000.00	100,000.00	100,000.00	-
825344 2011 Realign Pub Safety	110,846.00	106,884.00	113,000.00	197,194.00	197,194.00	-
825398 SB90 Reimb	-	-	-	-	-	-
825463 Homicide Trial/Indigent	-	-	-	-	-	-
825490 State Other	33,662.78	34,667.01	40,000.00	40,000.00	40,000.00	-
825670 Federal Other	-	-	-	-	-	-
825810 Other Govt Aid	-	-	-	-	-	-
826390 Other Charges	-	-	-	-	-	-
827600 Other Sales	17,258.55	28,872.00	16,000.00	18,000.00	18,000.00	-
827700 Other	3,640.82	2,266.12	1,000.00	-	-	-
827801 Grant Revenue	37,344.08	13,246.80	33,000.00	-	-	-
<b>Total Revenues</b>	<b>1,060,022.52</b>	<b>1,070,958.43</b>	<b>1,068,053.00</b>	<b>1,165,194.00</b>	<b>1,165,194.00</b>	<b>-</b>
<b>Salaries &amp; Employee Benefits</b>						
861011 Regular Employees	2,480,230.02	2,509,099.01	2,722,231.00	2,950,666.00	2,692,645.00	-
861012 Extra Help	21,559.13	21,185.75	20,000.00	-	-	-
861013 Overtime Reg Emp	19,313.81	39,466.36	25,000.00	-	-	-
861021 Co Cont Retirement	761,372.59	794,017.78	969,811.00	984,035.00	984,035.00	-
861022 Co Cont OASDI	145,036.39	150,243.28	180,374.00	173,331.00	173,331.00	-
861023 Co Cont Medicare	34,606.00	35,698.41	42,528.00	40,883.96	40,883.96	-
861024 Co Cont Retire Incr	347,985.48	327,315.34	351,992.00	304,081.85	304,081.85	-
861030 Co Cont Health Ins	392,560.92	324,528.46	317,695.00	436,486.61	436,486.61	-
861031 Co Cont Unemp Ins	7,600.00	7,034.00	5,685.00	3,936.00	3,936.00	-
861035 Co Cont Workers Comp	62,393.00	63,659.00	71,871.00	63,615.00	63,615.00	-
<b>Total Salaries &amp; Employee Benefits</b>	<b>4,272,657.34</b>	<b>4,272,247.39</b>	<b>4,707,187.00</b>	<b>4,957,035.42</b>	<b>4,699,014.42</b>	<b>-</b>
<b>Services &amp; Supplies</b>						
862060 Communications	22,238.74	26,527.52	30,000.00	30,000.00	30,000.00	-
862101 Insurance - General	136,753.00	90,596.00	98,276.00	136,058.00	136,058.00	-
862110 Jury & Witness Expense	10,255.78	34,888.57	14,000.00	32,042.00	32,042.00	-
862120 Maint - Equip	430.00	478.53	1,000.00	1,000.00	1,000.00	-
862130 Maint - Strc/Imp/Grnds	1,985.06	3,281.51	400.00	2,000.00	2,000.00	-
862150 Memberships	10,399.54	10,187.79	20,000.00	20,000.00	20,000.00	-
862170 Office Expense	158,840.46	184,698.24	140,000.00	147,544.00	147,544.00	-
862181 Auditing/Fiscal Svcs	-	-	-	-	-	-
862183 Legal Fees	-	2,500.50	500.00	500.00	500.00	-
862185 Medical/Dental Svcs	-	-	1,000.00	1,000.00	1,000.00	-
862187 Education & Training	34,024.94	29,200.73	40,000.00	40,000.00	40,000.00	-
862189 Prof/Spec Svcs - Other	53,533.15	101,330.34	50,485.00	50,485.00	50,485.00	-
862190 Pub/Legal Notice	-	7,554.27	500.00	3,500.00	3,500.00	-
862230 Info Tech Equip	5,934.52	5,432.70	25,000.00	35,000.00	35,000.00	-
862239 Spec Dept Expense	161,895.14	303,543.19	339,971.00	390,017.00	390,017.00	-
862240 Spec Dept Fund	-	1,148.90	2,500.00	5,000.00	5,000.00	-
862250 Trans/Travel	57,490.30	63,384.91	40,000.00	40,000.00	40,000.00	-
862253 Travel Out of County	8,404.09	13,953.16	12,000.00	12,000.00	12,000.00	-
862260 Utilities	1,436.22	1,329.75	500.00	1,000.00	1,000.00	-
<b>Total Services &amp; Supplies</b>	<b>663,620.94</b>	<b>880,036.61</b>	<b>816,132.00</b>	<b>947,146.00</b>	<b>947,146.00</b>	<b>-</b>

Fixed Assets						
864360 Structure/Improvement	-	-	-	-	-	-
864370 Equipment	32,874.29	-	-	-	-	-
Total Fixed Assets	32,874.29	-	-	-	-	-
Expend Transfer & Reimb						
865380 Intrafund Transfer	(8,134.00)	(13,954.00)	(8,000.00)	(7,000.00)	(7,000.00)	-
865802 Oper Transfer Out	-	-	-	-	-	-
Total Expend Transfer & Reimb	(8,134.00)	(13,954.00)	(8,000.00)	(7,000.00)	(7,000.00)	-
Total Net Appropriations	4,961,018.57	5,138,330.00	5,515,319.00	5,897,181.42	5,639,160.42	-
Total Net County Cost	3,900,996.05	4,067,371.57	4,447,266.00	4,731,987.42	4,473,966.42	-

**1020 - EXECUTIVE OFFICE**  
**Carmel J. Angelo, Chief Executive Officer**

State Controller  
County Budget Act  
2010

County of Mendocino  
State of California  
Budget Unit Financing Uses Detail  
CEO Proposed Budget for Fiscal Year 2019-20

County Budget Form  
Schedule 9

Classification:

Function: 1 General Government  
Activity: 101 General - Legislative & Administrative

Budget Unit: 1020 Executive Office  
Fund: 1100 County General

Financing Uses Classification	2016-17 Actuals	2017-18 Actuals	2018-19 Estimate	2019-20 Request	2019-20 Proposed	2019-20 Adopted
(1)	(2)	(3)	(4)	(5)	(6)	(7)
<b>Revenues</b>						
825344 2011 Realign Pub Safety	-	-	-	-	-	-
825490 State Other	-	-	-	-	-	-
826390 Other Charges	15.00	45.30	-	-	-	-
827400 Prior Year Revenue	-	308.07	-	-	-	-
827700 Other	-	-	-	-	-	-
827707 Donation	-	20,000.00	-	-	-	-
827802 Oper Transfer In	-	-	-	-	-	-
<b>Total Revenues</b>	<b>15.00</b>	<b>20,353.37</b>	<b>-</b>	<b>-</b>	<b>-</b>	<b>-</b>
<b>Salaries &amp; Employee Benefits</b>						
861011 Regular Employees	558,919.45	496,862.84	526,117.00	567,100.00	567,100.00	-
861012 Extra Help	12,146.77	221.37	-	8,000.00	8,000.00	-
861013 Overtime Reg Emp	1,319.24	6,607.06	-	1,500.00	1,500.00	-
861021 Co Cont Retirement	160,394.75	142,454.01	174,973.00	163,893.00	163,893.00	-
861022 Co Cont OASDI	30,774.78	28,804.44	34,498.00	32,123.00	32,123.00	-
861023 Co Cont Medicare	8,085.83	7,156.32	8,367.00	7,861.00	7,861.00	-
861024 Co Cont Retire Incr	62,587.59	46,388.83	48,690.00	54,040.00	54,040.00	-
861030 Co Cont Health Ins	43,746.02	27,632.56	36,857.00	44,766.00	44,766.00	-
861031 Co Cont Unemp Ins	5,265.00	2,193.00	1,480.00	3,200.00	3,200.00	-
861035 Co Cont Workers Comp	4,245.00	4,610.00	4,280.00	5,275.00	5,275.00	-
<b>Total Salaries &amp; Employee Benefits</b>	<b>887,484.43</b>	<b>762,930.43</b>	<b>835,262.00</b>	<b>887,758.00</b>	<b>887,758.00</b>	<b>-</b>
<b>Services &amp; Supplies</b>						
862050 Clthg & Prsnal Items	-	276.49	-	-	-	-
862060 Communications	12,727.49	12,944.50	15,000.00	15,000.00	15,000.00	-
862101 Insurance - General	6,250.00	4,723.00	4,823.00	5,585.00	5,585.00	-
862120 Maint - Equip	-	-	-	-	-	-
862150 Memberships	1,870.29	1,486.56	2,500.00	2,500.00	2,500.00	-
862170 Office Expense	28,755.25	37,569.88	25,000.00	26,000.00	26,000.00	-
862187 Education & Training	5,023.00	6,196.11	10,000.00	26,000.00	26,000.00	-
862189 Prof/Spec Svcs - Other	39,673.50	81,819.98	85,000.00	150,000.00	150,000.00	-
862190 Publ/Legal Notice	2,079.25	3,683.02	2,500.00	2,500.00	2,500.00	-
862200 Rent/Lease Equip	3,080.64	513.44	1,100.00	2,802.00	2,802.00	-
862239 Spec Dept Expense	3,454.16	5,147.26	3,000.00	5,000.00	5,000.00	-
862250 Trans/Travel	4,910.40	1,651.73	4,000.00	5,000.00	5,000.00	-
862253 Travel Out of County	18,294.72	11,167.85	15,000.00	18,141.00	18,141.00	-
<b>Total Services &amp; Supplies</b>	<b>126,118.70</b>	<b>167,179.82</b>	<b>167,923.00</b>	<b>258,528.00</b>	<b>258,528.00</b>	<b>-</b>
<b>Fixed Assets</b>						
864370 Equipment	-	1,446.81	-	-	-	-
<b>Total Fixed Assets</b>	<b>-</b>	<b>1,446.81</b>	<b>-</b>	<b>-</b>	<b>-</b>	<b>-</b>
<b>Expend Transfer &amp; Reimb</b>						
865380 Intrafund Transfers	0.09	(32,586.17)	-	-	-	-
865802 Operating Transfer Out	-	-	-	-	-	-
<b>Total Expend Transfer &amp; Reimb</b>	<b>0.09</b>	<b>(32,586.17)</b>	<b>-</b>	<b>-</b>	<b>-</b>	<b>-</b>
<b>Total Net Appropriations</b>	<b>1,013,603.22</b>	<b>898,970.89</b>	<b>1,003,185.00</b>	<b>1,146,286.00</b>	<b>1,146,286.00</b>	<b>-</b>
<b>Total Net County Cost</b>	<b>1,013,588.22</b>	<b>878,617.52</b>	<b>1,003,185.00</b>	<b>1,146,286.00</b>	<b>1,146,286.00</b>	<b>-</b>



**1010 - CLERK OF THE BOARD**  
**Carmel J. Angelo, Clerk of the Board**

State Controller  
County Budget Act  
2010

County of Mendocino  
State of California  
Budget Unit Financing Uses Detail  
CEO Proposed Budget for Fiscal Year 2019-20

County Budget Form  
Schedule 9

Classification:

Function: 1 General Government  
Activity: 101 General - Legislative & Administrative

Budget Unit: 1010 Clerk of the Board  
Fund: 1100 County General

Financing Uses Classification	2016-17 Actuals	2017-18 Actuals	2018-19 Estimate	2019-20 Request	2019-20 Proposed	2019-20 Adopted
(1)	(2)	(3)	(4)	(5)	(6)	(7)
<b>Revenues</b>						
826390 Other Charges	9,731.35	4,670.30	7,000.00	7,000.00	7,000.00	-
827600 Other Sales	-	-	-	-	-	-
827700 Other	1,498.07	(300.00)	-	-	-	-
<b>Total Revenues</b>	<b>11,229.42</b>	<b>4,370.30</b>	<b>7,000.00</b>	<b>7,000.00</b>	<b>7,000.00</b>	<b>-</b>
<b>Salaries &amp; Employee Benefits</b>						
861011 Regular Employees	204,905.47	255,457.51	250,822.00	231,135.00	297,054.00	-
861012 Extra Help	-	-	-	-	-	-
861013 Overtime Reg Emp	5,671.36	11,242.81	13,000.00	15,000.00	15,000.00	-
861021 Co Cont Retirement	59,385.92	73,148.02	76,389.00	21,097.00	21,097.00	-
861022 Co Cont OASDI	11,043.73	15,114.28	15,376.00	16,343.00	16,343.00	-
861023 Co Cont Medicare	2,919.77	3,820.83	5,004.00	4,116.00	4,116.00	-
861024 Co Cont Retire Incr	23,134.11	22,838.86	22,097.00	90,594.00	90,594.00	-
861030 Co Cont Health Ins	31,652.47	19,624.60	22,370.00	39,832.00	39,832.00	-
861031 Co Cont Unemp Ins	212.00	166.00	159.00	109.00	109.00	-
861035 Co Cont Workers Comp	277.00	338.00	45.00	58.00	58.00	-
<b>Total Salaries &amp; Employee Benefits</b>	<b>339,201.83</b>	<b>401,750.91</b>	<b>405,262.00</b>	<b>418,284.00</b>	<b>484,203.00</b>	<b>-</b>
<b>Services &amp; Supplies</b>						
862060 Communications	3,375.08	2,681.05	3,300.00	3,300.00	3,300.00	-
862101 Insurance - General	3,252.00	2,348.00	1,869.00	370.00	370.00	-
862120 Maint - Equip	31,795.12	26,822.76	35,550.00	24,026.00	24,026.00	-
862150 Memberships	1,200.00	1,000.00	1,000.00	1,000.00	1,000.00	-
862170 Office Expense	11,785.16	14,419.91	10,000.00	10,000.00	10,000.00	-
862187 Education & Training	697.10	839.00	3,000.00	3,000.00	3,000.00	-
862189 Prof/Spec Svcs - Other	9,334.07	18,254.70	25,000.00	25,000.00	25,000.00	-
862190 Pub/Legal Notice	6,610.27	6,726.79	8,500.00	8,500.00	8,500.00	-
862200 Rents & Leases - Equipment	1,883.53	320.36	-	2,000.00	2,000.00	-
862230 Info Tech Equip	34.05	2,672.67	10,000.00	10,000.00	10,000.00	-
862239 Spec Dept Expense	7,292.57	20,317.96	35,000.00	35,000.00	35,000.00	-
862250 Trans/Travel	47.39	115.06	600.00	600.00	600.00	-
862253 Travel Out of County	211.30	483.51	1,500.00	1,500.00	1,500.00	-
<b>Total Services &amp; Supplies</b>	<b>77,517.64</b>	<b>97,001.77</b>	<b>135,319.00</b>	<b>124,296.00</b>	<b>124,296.00</b>	<b>-</b>
<b>Fixed Assets</b>						
864370 Equipment	-	-	-	-	-	-
<b>Total Fixed Assets</b>	<b>-</b>	<b>-</b>	<b>-</b>	<b>-</b>	<b>-</b>	<b>-</b>
<b>Total Net Appropriations</b>	<b>416,719.47</b>	<b>498,752.68</b>	<b>540,581.00</b>	<b>542,580.00</b>	<b>608,499.00</b>	<b>-</b>
<b>Total Net County Cost</b>	<b>405,490.05</b>	<b>494,382.38</b>	<b>533,581.00</b>	<b>535,580.00</b>	<b>601,499.00</b>	<b>-</b>

**1160 - CENTRAL SERVICES**  
**Carmel J. Angelo, Chief Executive Officer**

State Controller  
County Budget Act  
2010

County of Mendocino  
State of California  
Budget Unit Financing Uses Detail  
CEO Proposed Budget for Fiscal Year 2019-20

County Budget Form  
Schedule 9

Classification:

Function: 1 General Government  
Activity: 101 General - Legislative & Administrative

Budget Unit: 1160 Central Services  
Fund: 1100 County General

Financing Uses Classification	2016-17 Actuals	2017-18 Actuals	2018-19 Estimate	2019-20 Request	2019-20 Proposed	2019-20 Adopted
(1)	(2)	(3)	(4)	(5)	(6)	(7)
<b>Revenues</b>						
826190 Purchasing Fee	-	-	-	-	-	-
826274 Interfund - Printing	7,142.14	9,745.37	5,580.00	4,250.00	4,250.00	-
826275 Interfund - Xerox	21,502.86	7,128.89	8,528.00	14,842.00	14,842.00	-
826390 Other Charges	6,793.41	5,849.14	10,000.00	10,000.00	10,000.00	-
827400 Prior Year Revenue	-	-	-	-	-	-
827500 Sale of Fixed Assets	650.00	-	-	-	-	-
827600 Other Sales	25,845.71	19,378.36	18,095.00	23,350.00	23,350.00	-
827700 Other	-	-	-	-	-	-
827713 Vending Machine	3,445.27	569.11	6,000.00	6,000.00	6,000.00	-
<b>Total Revenues</b>	<b>65,379.39</b>	<b>42,670.87</b>	<b>48,203.00</b>	<b>58,442.00</b>	<b>58,442.00</b>	<b>-</b>
<b>Salaries &amp; Employee Benefits</b>						
861011 Regular Employees	167,389.71	179,801.25	185,541.00	256,535.00	272,663.00	-
861012 Extra Help	-	-	-	-	-	-
861013 Overtime Reg Emp	-	737.45	-	-	-	-
861021 Co Cont Retirement	48,638.36	53,552.77	56,346.00	83,408.00	83,408.00	-
861022 Co Cont OASDI	9,671.69	10,767.31	11,249.00	16,460.00	16,460.00	-
861023 Co Cont Medicare	2,261.86	2,484.08	2,631.00	3,849.00	3,849.00	-
861024 Co Cont Retire Incr	19,544.27	18,134.04	17,221.00	22,462.00	22,462.00	-
861030 Co Cont Health Ins	37,928.52	23,604.62	20,138.00	30,722.00	30,722.00	-
861031 Co Cont Unemp Ins	2,225.00	1,597.00	1,229.00	1,514.00	1,514.00	-
861035 Co Cont Workers Comp	1,298.00	1,053.00	765.00	734.00	734.00	-
<b>Total Salaries &amp; Employee Benefits</b>	<b>288,957.41</b>	<b>291,731.52</b>	<b>295,120.00</b>	<b>415,684.00</b>	<b>431,812.00</b>	<b>-</b>
<b>Services &amp; Supplies</b>						
862060 Communications	2,255.12	2,764.78	3,000.00	4,000.00	4,000.00	-
862090 Household Expense	-	-	-	-	-	-
862101 Insurance - General	6,909.00	6,619.00	7,509.00	8,816.00	8,816.00	-
862120 Maint - Equip	-	221.94	2,500.00	2,500.00	2,500.00	-
862150 Memberships	630.00	520.00	460.00	750.00	750.00	-
862170 Office Expense	10,401.07	10,242.31	10,000.00	15,000.00	15,000.00	-
862187 Education & Training	258.00	-	5,000.00	6,000.00	6,000.00	-
862188 Printing	93,817.16	99,574.34	77,000.00	85,000.00	85,000.00	-
862189 Prof/Spec Svcs - Other	-	-	-	-	-	-
862190 Publ/Legal Notice	-	-	500.00	500.00	500.00	-
862200 Rent/Lease Equip	38,150.82	13,440.63	11,540.00	41,154.00	41,154.00	-
862201 Rent/Lease - Copiers	417,506.59	155,707.70	130,000.00	480,000.00	480,000.00	-
862230 Info Tech Equip	25.80	878.60	2,000.00	3,000.00	3,000.00	-
862239 Spec Dept Expense	2,532.25	2,717.69	8,000.00	8,000.00	8,000.00	-
862250 Trans/Travel	4,323.49	4,820.19	5,089.00	5,089.00	5,089.00	-
862253 Travel Out of County	242.09	-	1,000.00	1,000.00	1,000.00	-
<b>Total Services &amp; Supplies</b>	<b>577,051.39</b>	<b>297,507.18</b>	<b>263,598.00</b>	<b>660,809.00</b>	<b>660,809.00</b>	<b>-</b>
<b>Fixed Assets</b>						
864360 Structure/Improvement	-	-	-	-	-	-
864370 Equipment	-	-	-	-	-	-
<b>Total Fixed Assets</b>	<b>-</b>	<b>-</b>	<b>-</b>	<b>-</b>	<b>-</b>	<b>-</b>
<b>Expend Transfer &amp; Reimb</b>						
865380 Intrafund Transfers	(539,051.00)	(310,354.68)	(288,259.00)	(616,095.00)	(616,095.00)	-
<b>Total Expend Transfer &amp; Reimb</b>	<b>(539,051.00)</b>	<b>(310,354.68)</b>	<b>(288,259.00)</b>	<b>(616,095.00)</b>	<b>(616,095.00)</b>	<b>-</b>
<b>Total Net Appropriations</b>	<b>326,957.80</b>	<b>278,884.02</b>	<b>270,459.00</b>	<b>460,398.00</b>	<b>476,526.00</b>	<b>-</b>
<b>Total Net County Cost</b>	<b>261,578.41</b>	<b>236,213.15</b>	<b>222,256.00</b>	<b>401,956.00</b>	<b>418,084.00</b>	<b>-</b>

**1610 - FACILITIES**  
**Carmel J. Angelo, Chief Executive Officer**

State Controller  
County Budget Act  
2010

County of Mendocino  
State of California  
Budget Unit Financing Uses Detail  
CEO Proposed Budget for Fiscal Year 2019-20

County Budget Form  
Schedule 9

Classification:

Function: 1 General Government

Budget Unit: 1610 Facilities

Activity: 101 General - Legislative & Administrative

Fund: 1100 County General

Financing Uses Classification	2016-17 Actuals	2017-18 Actuals	2018-19 Estimate	2019-20 Request	2019-20 Proposed	2019-20 Adopted
(1)	(2)	(3)	(4)	(5)	(6)	(7)
<b>Revenues</b>						
824200 Rent/Concession	2,706.00	3,713.00	5,000.00	5,000.00	5,000.00	-
825490 State Other	25,305.14	26,275.57	24,549.00	25,000.00	25,000.00	-
826277 Interfund - Janitor	103,403.95	141,305.27	126,351.00	125,000.00	125,000.00	-
826375 Parks & Rec Fee	19,897.15	19,192.70	21,000.00	21,000.00	-	-
826390 Other Charges	-	-	-	-	-	-
827600 Other Sales	2,000.00	-	-	-	-	-
827700 Other	16,031.61	17,932.42	18,000.00	19,000.00	19,000.00	-
827713 Vend Machine	-	75.50	-	-	-	-
<b>Total Revenues</b>	<b>169,343.85</b>	<b>208,494.46</b>	<b>194,900.00</b>	<b>195,000.00</b>	<b>174,000.00</b>	<b>-</b>
<b>Salaries &amp; Employee Benefits</b>						
861011 Regular Employees	1,064,180.91	1,287,174.81	1,348,632.00	1,340,019.07	1,340,019.07	-
861012 Extra Help	23,360.14	5,761.98	2,000.00	-	-	-
861013 Overtime Reg Emp	23,389.68	54,617.84	50,000.00	55,000.00	55,000.00	-
861021 Co Cont Retirement	297,153.23	373,281.14	410,470.00	403,481.22	403,481.22	-
861022 Co Cont OASDI	63,758.76	79,728.00	82,814.00	79,319.24	79,319.24	-
861023 Co Cont Medicare	15,249.97	18,764.13	19,368.00	18,550.72	18,550.72	-
861024 Co Cont Retire Incr	112,235.98	115,667.84	115,427.00	97,311.68	97,311.68	-
861030 Co Cont Health Ins	214,794.62	201,736.21	169,913.00	262,050.90	262,050.90	-
861031 Co Cont Unemp Ins	5,148.00	2,620.00	3,856.00	4,929.00	4,929.00	-
861035 Co Cont Workers Comp	130,659.00	124,796.00	123,088.00	111,541.00	111,541.00	-
<b>Total Salaries &amp; Employee Benefits</b>	<b>1,949,930.29</b>	<b>2,264,147.95</b>	<b>2,325,568.00</b>	<b>2,372,202.83</b>	<b>2,372,202.83</b>	<b>-</b>
<b>Services &amp; Supplies</b>						
862050 Clothing/Pers Items	2,785.93	2,182.14	8,000.00	8,000.00	8,000.00	-
862060 Communications	16,194.21	16,441.61	19,000.00	19,000.00	19,000.00	-
862090 Household Expense	190,423.08	201,912.50	182,000.00	180,000.00	180,000.00	-
862101 Insurance - General	65,839.00	59,463.00	145,933.00	160,582.00	160,582.00	-
862120 Maint - Equip	5,220.40	2,752.23	5,000.00	5,000.00	5,000.00	-
862130 Maint - Strc/Impr/Grnds	475,258.59	377,740.63	357,593.00	390,000.00	390,000.00	-
862140 Medical/Dental & Lab Supplies	(1.50)	250.69	-	-	-	-
862150 Memberships	356.30	351.30	600.00	600.00	600.00	-
862170 Office Expense	9,085.06	10,254.96	8,000.00	10,000.00	10,000.00	-
862185 Medical/Dental Svcs	2,028.53	1,189.68	2,000.00	1,000.00	1,000.00	-
862187 Education & Training	3,301.73	20,602.00	20,000.00	5,769.00	5,769.00	-
862189 Prof/Spec Svcs - Other	44,433.96	61,647.81	65,000.00	75,950.00	75,950.00	-
862190 Publ/Legal Notice	1,937.63	10,174.11	8,000.00	4,500.00	4,500.00	-
862200 Rent/Lease Equip	11,321.93	27,958.95	15,000.00	15,500.00	15,500.00	-
862210 Rent/Lease - Bldg Grnds	-	-	-	-	-	-
862220 Small Tool/Instrument	8,516.07	18,305.04	12,000.00	12,000.00	12,000.00	-
862230 Info Tech Equip	4,171.58	4,900.82	22,000.00	20,350.00	20,350.00	-
862239 Spec Dept Expense	54,086.66	17,699.91	22,360.00	19,000.00	19,000.00	-
862250 Trans/Travel	46,020.98	52,135.86	56,000.00	35,000.00	35,000.00	-
862253 Travel Out of County	1,073.75	8,854.05	11,000.00	2,000.00	2,000.00	-
862260 Utilities	1,101,409.78	1,208,342.07	1,296,000.00	1,300,000.00	1,300,000.00	-
<b>Total Services &amp; Supplies</b>	<b>2,043,463.67</b>	<b>2,103,159.36</b>	<b>2,255,486.00</b>	<b>2,264,251.00</b>	<b>2,264,251.00</b>	<b>-</b>

Other Charges						
863113 Pmt Other Gov Agency	329,951.73	180,421.10	300,000.00	250,000.00	250,000.00	-
Total Other Charges	329,951.73	180,421.10	300,000.00	250,000.00	250,000.00	-
Fixed Assets						
864360 Structure/Improvement	-	-	-	-	-	-
864370 Equipment	-	27,733.83	-	-	-	-
Total Fixed Assets	-	27,733.83	-	-	-	-
Expend Transfer & Reimb						
865380 Intrafund Transfers	(602,715.07)	(769,253.07)	(833,000.00)	(833,000.00)	(833,000.00)	-
865802 Oper Transfer Out	-	-	-	-	-	-
Total Expend Transfer & Reimb	(602,715.07)	(769,253.07)	(833,000.00)	(833,000.00)	(833,000.00)	-
Total Net Appropriations	3,720,630.62	3,806,209.17	4,048,054.00	4,053,453.83	4,053,453.83	-
Total Net County Cost	3,551,286.77	3,597,714.71	3,853,154.00	3,858,453.83	3,879,453.83	-

**1620 - FLEET MANAGEMENT**  
**Carmel J. Angelo, Chief Executive Officer**

State Controller  
County Budget Act  
2010

County of Mendocino  
State of California  
Budget Unit Financing Uses Detail  
CEO Proposed Budget for Fiscal Year 2019-20

County Budget Form  
Schedule 9

Classification:

Function: 1 General Government  
Activity: 101 General - Legislative & Administrative

Budget Unit: 1620 Fleet Management  
Fund: 1100 County General

Financing Uses Classification	2016-17 Actuals	2017-18 Actuals	2018-19 Estimate	2019-20 Request	2019-20 Proposed	2019-20 Adopted
(1)	(2)	(3)	(4)	(5)	(6)	(7)
<b>Revenues</b>						
826276 Interfund - Garage	15,137.58	51,504.48	20,000.00	20,000.00	20,000.00	-
827600 Other Sales	1,514.62	750.25	-	2,000.00	2,000.00	-
827700 Other	2,078.53	-	-	-	-	-
<b>Total Revenues</b>	<b>18,730.73</b>	<b>52,254.73</b>	<b>20,000.00</b>	<b>22,000.00</b>	<b>22,000.00</b>	<b>-</b>
<b>Salaries &amp; Employee Benefits</b>						
861011 Regular Employees	200,655.34	207,974.06	206,174.00	257,296.36	257,296.36	-
861012 Extra Help	-	-	-	-	-	-
861013 Overtime Reg Emp	85.29	353.17	-	-	-	-
861021 Co Cont Retirement	55,676.62	59,919.57	69,185.00	77,789.55	77,789.55	-
861022 Co Cont OASDI	11,862.32	12,544.50	13,968.00	15,331.35	15,331.35	-
861023 Co Cont Medicare	2,774.22	2,933.49	3,267.00	3,585.81	3,585.81	-
861024 Co Cont Retire Incr	20,258.14	18,560.52	19,411.00	18,829.19	18,829.19	-
861030 Co Cont Health Ins	31,711.37	20,784.01	18,990.00	26,575.53	26,575.53	-
861031 Co Cont Unemp Ins	1,805.00	898.00	789.00	694.00	694.00	-
861035 Co Cont Workers Comp	16,201.00	8,325.00	3,883.00	1,449.00	1,449.00	-
<b>Total Salaries &amp; Employee Benefits</b>	<b>341,029.30</b>	<b>332,292.32</b>	<b>335,667.00</b>	<b>401,550.79</b>	<b>401,550.79</b>	<b>-</b>
<b>Services &amp; Supplies</b>						
862050 Clthg & Prsnal Items	-	15.70	-	-	-	-
862060 Communications	-	146.10	375.00	375.00	375.00	-
862090 Household Expense	4,505.18	3,746.16	4,600.00	4,600.00	4,600.00	-
862101 Insurance - General	8,566.00	2,457.00	4,704.00	4,022.00	4,022.00	-
862120 Maint - Equip	70.00	1,853.88	2,500.00	3,392.22	3,392.22	-
862150 Memberships	1,071.00	4,068.08	4,500.00	4,500.00	4,500.00	-
862170 Office Expense	6,114.16	2,144.25	2,500.00	3,275.00	3,275.00	-
862176 Fuel Expense	435,738.27	533,919.35	555,664.00	658,259.92	658,259.92	-
862185 Medical & Dental Svcs	-	-	-	-	-	-
862187 Education & Training	-	504.00	900.00	900.00	900.00	-
862220 Small Tool/Instrument	5,107.47	9,943.85	4,500.00	4,500.00	4,500.00	-
862230 Info Tech Equip	-	56.51	1,600.00	2,500.00	2,500.00	-
862233 Vehicle Collision Rep.	-	-	310,000.00	320,000.00	320,000.00	-
862239 Spec Dept Expense	286,429.76	345,609.58	-	-	-	-
862250 Trans/Travel	381.60	746.08	500.00	500.00	500.00	-
862253 Travel Out of County	-	407.35	1,000.00	250.00	250.00	-
<b>Total Services &amp; Supplies</b>	<b>747,983.44</b>	<b>905,617.89</b>	<b>893,343.00</b>	<b>1,007,074.14</b>	<b>1,007,074.14</b>	<b>-</b>
<b>Fixed Assets</b>						
864370 Equipment	41,802.13	36,061.52	35,000.00	33,025.00	33,025.00	-
<b>Total Fixed Assets</b>	<b>41,802.13</b>	<b>36,061.52</b>	<b>35,000.00</b>	<b>33,025.00</b>	<b>33,025.00</b>	<b>-</b>
<b>Expend Transfer &amp; Reimb</b>						
865380 Intrafund Transfers	(1,208,318.98)	(1,457,623.13)	(1,282,500.00)	(1,434,649.93)	(1,434,649.93)	-
<b>Total Expend Transfer &amp; Reimb</b>	<b>(1,208,318.98)</b>	<b>(1,457,623.13)</b>	<b>(1,282,500.00)</b>	<b>(1,434,649.93)</b>	<b>(1,434,649.93)</b>	<b>-</b>
<b>Total Net Appropriations</b>	<b>(77,504.11)</b>	<b>(183,651.40)</b>	<b>(18,490.00)</b>	<b>7,000.00</b>	<b>7,000.00</b>	<b>-</b>
<b>Total Net County Cost</b>	<b>(96,234.84)</b>	<b>(235,906.13)</b>	<b>(38,490.00)</b>	<b>(15,000.00)</b>	<b>(15,000.00)</b>	<b>-</b>

**1710 - CAPITAL IMPROVEMENTS**  
**Carmel J. Angelo, Chief Executive Officer**

State Controller  
County Budget Act  
2010

County of Mendocino  
State of California  
Budget Unit Financing Uses Detail  
CEO Proposed Budget for Fiscal Year 2019-20

County Budget Form  
Schedule 9

Classification:

Function: 1 General Government  
Activity: 101 General - Legislative & Administrative

Budget Unit: 1710 Capital Improvements  
Fund: 1201 Accum Capital Outlay

Financing Uses Classification	2016-17 Actuals	2017-18 Actuals	2018-19 Estimate	2019-20 Request	2019-20 Proposed	2019-20 Adopted
(1)	(2)	(3)	(4)	(5)	(6)	(7)
<b>Revenues</b>						
823310 Asset Forfeiture	-	-	-	-	-	-
824100 Interest	21,027.47	22,195.24	-	-	-	-
824110 Endow Fund Interest	-	-	-	-	-	-
825490 State Other	83,503.00	-	154,000.00	12,000.00	-	-
825810 Other Govt Agency Aid	439,667.99	-	-	-	-	-
826390 Other Charges	623,737.26	1,054,081.80	-	-	-	-
827600 Other Sales	-	-	-	-	-	-
827700 Other	-	-	-	-	-	-
827802 Oper Transfer In	3,172,796.66	3,243,557.17	1,335,320.00	1,167,248.00	1,179,248.00	-
<b>Total Revenues</b>	<b>4,340,732.38</b>	<b>4,319,834.21</b>	<b>1,489,320.00</b>	<b>1,179,248.00</b>	<b>1,179,248.00</b>	<b>-</b>
<b>Services &amp; Supplies</b>						
862130 Maint - Strc/Impr/Grnds	28,070.50	-	30,000.00	30,000.00	30,000.00	-
862170 Office Expense	103.67	16.04	-	-	-	-
862189 Prof/Spec Svcs - Other	197.60	-	-	-	-	-
862239 Spec Dept Expense	-	-	-	-	-	-
<b>Total Services &amp; Supplies</b>	<b>28,371.77</b>	<b>16.04</b>	<b>30,000.00</b>	<b>30,000.00</b>	<b>30,000.00</b>	<b>-</b>
<b>Fixed Assets</b>						
864360 Structure/Improvement	3,631,418.81	4,875,917.67	4,259,029.00	5,446,404.00	5,446,404.00	-
864370 Equipment	-	-	-	-	-	-
<b>Total Fixed Assets</b>	<b>3,631,418.81</b>	<b>4,875,917.67</b>	<b>4,259,029.00</b>	<b>5,446,404.00</b>	<b>5,446,404.00</b>	<b>-</b>
<b>Expend Transfer &amp; Reimb</b>						
865802 Oper Transfer Out	-	-	-	-	-	-
<b>Total Expend Transfer &amp; Reimb</b>	<b>-</b>	<b>-</b>	<b>-</b>	<b>-</b>	<b>-</b>	<b>-</b>
<b>Total Net Appropriations</b>	<b>3,659,790.58</b>	<b>4,875,933.71</b>	<b>4,289,029.00</b>	<b>5,476,404.00</b>	<b>5,476,404.00</b>	<b>-</b>
<b>Total Fund Balance Contribution</b>	<b>(680,941.80)</b>	<b>556,099.50</b>	<b>2,799,709.00</b>	<b>4,297,156.00</b>	<b>4,297,156.00</b>	<b>-</b>

**1712 - CAPITAL PROJECTS**  
**Carmel J. Angelo, Chief Executive Officer**

State Controller  
County Budget Act  
2010

County of Mendocino  
State of California  
Budget Unit Financing Uses Detail  
CEO Proposed Budget for Fiscal Year 2019-20

County Budget Form  
Schedule 9

Classification:

Function: 1 General Government  
Activity: 101 General - Legislative & Administrative

Budget Unit: 1712 Capital Projects  
Fund: 1300 Capital Projects

Financing Uses Classification	2016-17 Actuals	2017-18 Actuals	2018-19 Estimate	2019-20 Request	2019-20 Proposed	2019-20 Adopted
(1)	(2)	(3)	(4)	(5)	(6)	(7)
<b>Revenues</b>						
824100 Interest	5,418.89	11,731.36	-	-	-	-
825490 State Other	-	-	552,000.00	-	-	-
825670 Federal Other	-	-	-	-	-	-
827600 Other Sales	-	-	-	-	-	-
827802 Operating Transfer In	630,740.00	-	-	-	-	-
<b>Total Revenues</b>	<b>636,158.89</b>	<b>11,731.36</b>	<b>552,000.00</b>	<b>-</b>	<b>-</b>	<b>-</b>
<b>Services &amp; Supplies</b>						
862170 Office Expense	-	-	-	-	-	-
862189 Prof/Spec Svcs - Other	-	-	-	-	-	-
<b>Total Services &amp; Supplies</b>	<b>-</b>	<b>-</b>	<b>-</b>	<b>-</b>	<b>-</b>	<b>-</b>
<b>Fixed Assets</b>						
864360 Structure/Improvement	-	-	-	-	-	-
864365 Constr in Progress	46,740.00	421,487.62	1,164,000.00	959,808.00	959,808.00	-
<b>Total Fixed Assets</b>	<b>46,740.00</b>	<b>421,487.62</b>	<b>1,164,000.00</b>	<b>959,808.00</b>	<b>959,808.00</b>	<b>-</b>
<b>Expend Transfer &amp; Reimb</b>						
865802 Oper Transfer Out	-	-	-	-	-	-
<b>Total Expend Transfer &amp; Reimb</b>	<b>-</b>	<b>-</b>	<b>-</b>	<b>-</b>	<b>-</b>	<b>-</b>
<b>Total Net Appropriations</b>	<b>46,740.00</b>	<b>421,487.62</b>	<b>1,164,000.00</b>	<b>959,808.00</b>	<b>959,808.00</b>	<b>-</b>
<b>Total Fund Balance Contribution</b>	<b>(589,418.89)</b>	<b>409,756.26</b>	<b>612,000.00</b>	<b>959,808.00</b>	<b>959,808.00</b>	<b>-</b>

**1960 - INFORMATION SERVICES**  
**Carmel J. Angelo, Chief Executive Officer**

State Controller  
County Budget Act  
2010

County of Mendocino  
State of California  
Budget Unit Financing Uses Detail  
CEO Proposed Budget for Fiscal Year 2019-20

County Budget Form  
Schedule 9

Classification:

Function: 1 General Government  
Activity: 101 General - Legislative & Administrative

Budget Unit: 1960 Information Services  
Fund: 1100 County General

Financing Uses Classification	2016-17 Actuals	2017-18 Actuals	2018-19 Estimate	2019-20 Request	2019-20 Proposed	2019-20 Adopted
(1)	(2)	(3)	(4)	(5)	(6)	(7)
<b>Revenues</b>						
823110 Crim Just Const Fund	14,200.00	15,200.00	14,200.00	14,200.00	14,200.00	-
826390 Other Charges	293.90	-	-	-	-	-
826392 Data Processing Svc	152,007.08	203,588.96	181,834.00	216,886.00	216,886.00	-
827600 Other Sales	-	-	-	-	-	-
<b>Total Revenues</b>	<b>166,500.98</b>	<b>218,788.96</b>	<b>196,034.00</b>	<b>231,086.00</b>	<b>231,086.00</b>	<b>-</b>
<b>Salaries &amp; Employee Benefits</b>						
861011 Regular Employees	1,226,426.60	1,322,744.44	1,478,575.00	1,687,305.00	1,687,305.00	-
861012 Extra Help	5,088.09	-	-	-	-	-
861013 Overtime Reg Emp	40,669.62	60,964.06	54,453.00	65,232.00	65,232.00	-
861021 Co Cont Retirement	349,787.43	397,901.90	479,015.00	530,212.00	530,212.00	-
861022 Co Cont OASDI	74,579.86	82,364.08	96,429.00	104,107.00	104,107.00	-
861023 Co Cont Medicare	17,577.71	19,262.65	22,552.00	24,348.00	24,348.00	-
861024 Co Cont Retire Incr	137,141.91	131,953.13	142,625.00	133,053.00	133,053.00	-
861030 Co Cont Health Ins	177,460.44	164,744.54	166,594.00	221,727.00	221,727.00	-
861031 Co Cont Unemp Ins	5,524.00	5,157.00	5,198.00	3,931.00	3,931.00	-
861035 Co Cont Workers Comp	50,900.00	53,466.00	56,223.00	64,711.00	64,711.00	-
<b>Total Salaries &amp; Employee Benefits</b>	<b>2,085,155.66</b>	<b>2,238,557.80</b>	<b>2,501,664.00</b>	<b>2,834,626.00</b>	<b>2,834,626.00</b>	<b>-</b>
<b>Services &amp; Supplies</b>						
862060 Communications	6,826.64	9,413.30	10,200.00	11,500.00	11,500.00	-
862061 Comm Lease	252,121.78	257,086.17	262,283.00	267,335.00	267,335.00	-
862062 Comm Microwave	2,205.30	2,381.84	2,000.00	2,000.00	2,000.00	-
862101 Insurance - General	6,133.00	13,193.00	13,805.00	15,832.00	15,832.00	-
862120 Maint - Equip	365,255.76	331,702.91	490,450.00	128,187.00	427,338.00	-
862170 Office Expense	11,804.51	9,337.86	9,500.00	37,185.00	37,185.00	-
862187 Education & Training	9,690.60	11,720.44	35,000.00	35,000.00	35,000.00	-
862189 Prof/Spec Svcs - Other	52,924.75	113,450.43	59,000.00	69,000.00	69,000.00	-
862220 Small Tool/Instrument	5,018.43	2,162.84	10,000.00	10,000.00	10,000.00	-
862230 Info Tech Equip	27,540.71	25,865.02	25,000.00	30,000.00	30,000.00	-
862239 Spec Dept Expense	24,715.51	104,219.67	50,000.00	50,000.00	50,000.00	-
862250 Trans/Travel	11,032.21	17,873.47	10,000.00	20,000.00	20,000.00	-
862253 Travel Out of County	410.21	1,431.60	2,500.00	2,500.00	2,500.00	-
<b>Total Services &amp; Supplies</b>	<b>775,679.41</b>	<b>899,838.55</b>	<b>979,738.00</b>	<b>678,539.00</b>	<b>977,690.00</b>	<b>-</b>
<b>Fixed Assets</b>						
864370 Equipment	61,133.47	14,157.98	95,000.00	80,000.00	80,000.00	-
<b>Total Fixed Assets</b>	<b>61,133.47</b>	<b>14,157.98</b>	<b>95,000.00</b>	<b>80,000.00</b>	<b>80,000.00</b>	<b>-</b>
<b>Expend Transfer &amp; Reimb</b>						
865380 Intrafund Transfers	(222,042.37)	(192,696.93)	(229,849.00)	(208,870.00)	(208,870.00)	-
<b>Total Expend Transfer &amp; Reimb</b>	<b>(222,042.37)</b>	<b>(192,696.93)</b>	<b>(229,849.00)</b>	<b>(208,870.00)</b>	<b>(208,870.00)</b>	<b>-</b>
<b>Total Net Appropriations</b>	<b>2,699,926.17</b>	<b>2,959,857.40</b>	<b>3,346,553.00</b>	<b>3,384,295.00</b>	<b>3,683,446.00</b>	<b>-</b>
<b>Total Net County Cost</b>	<b>2,533,425.19</b>	<b>2,741,068.44</b>	<b>3,150,519.00</b>	<b>3,153,209.00</b>	<b>3,452,360.00</b>	<b>-</b>



**2086 - CONFLICT DEFENDER**  
**Carmel J. Angelo, Chief Executive Officer**

State Controller  
County Budget Act  
2010

County of Mendocino  
State of California  
Budget Unit Financing Uses Detail  
CEO Proposed Budget for Fiscal Year 2019-20

County Budget Form  
Schedule 9

Classification:

Function: 2 Public Protection  
Activity: 201 Public Protection - Judicial

Budget Unit: 2086 Conflict Defender  
Fund: 1100 County General

Financing Uses Classification	2016-17 Actuals	2017-18 Actuals	2018-19 Estimate	2019-20 Request	2019-20 Proposed	2019-20 Adopted
(1)	(2)	(3)	(4)	(5)	(6)	(7)
<b>Revenues</b>						
823110 Crim Just Const Fund	159,750.00	171,000.00	219,600.00	219,600.00	219,600.00	-
825463 Homicide Trial/Indigent	-	-	-	-	-	-
<b>Total Revenues</b>	<b>159,750.00</b>	<b>171,000.00</b>	<b>219,600.00</b>	<b>219,600.00</b>	<b>219,600.00</b>	<b>-</b>
<b>Services &amp; Supplies</b>						
862183 Legal Fees	378,219.04	471,094.61	350,000.00	350,000.00	350,000.00	-
862189 Prof/Spec Svcs - Other	-	-	-	-	-	-
<b>Total Services &amp; Supplies</b>	<b>378,219.04</b>	<b>471,094.61</b>	<b>350,000.00</b>	<b>350,000.00</b>	<b>350,000.00</b>	<b>-</b>
<b>Total Net Appropriations</b>	<b>378,219.04</b>	<b>471,094.61</b>	<b>350,000.00</b>	<b>350,000.00</b>	<b>350,000.00</b>	<b>-</b>
<b>Total Net County Cost</b>	<b>218,469.04</b>	<b>300,094.61</b>	<b>130,400.00</b>	<b>130,400.00</b>	<b>130,400.00</b>	<b>-</b>

**2830 - OFFICE OF EMERGENCY SERVICES**  
**Carmel J. Angelo, Chief Executive Officer**

State Controller  
County Budget Act  
2010

County of Mendocino  
State of California  
Budget Unit Financing Uses Detail  
CEO Proposed Budget for Fiscal Year 2019-20

County Budget Form  
Schedule 9

Classification:

Function: 2 Public Protection

Budget Unit: 2830 Emergency Svc CD Safety

Activity: 207 Public Protection - Other Protection

Fund: 1100 County General

Financing Uses Classification	2016-17 Actuals	2017-18 Actuals	2018-19 Estimate	2019-20 Request	2019-20 Proposed	2019-20 Adopted
(1)	(2)	(3)	(4)	(5)	(6)	(7)
<b>Revenues</b>						
823310 Asset Forfeiture	-	-	-	-	-	-
825490 State Other	-	-	-	-	-	-
825670 Federal Other	136,713.00	-	150,435.00	150,000.00	150,000.00	-
827700 Other	-	-	-	-	-	-
<b>Total Revenues</b>	<b>136,713.00</b>	<b>-</b>	<b>150,435.00</b>	<b>150,000.00</b>	<b>150,000.00</b>	<b>-</b>
<b>Salaries &amp; Employee Benefits</b>						
861011 Regular Employees	61,543.84	71,392.87	195,669.00	172,053.00	172,053.00	-
861012 Extra Help	14,188.34	15,653.82	-	-	-	-
861013 Overtime Reg Emp	718.42	3,439.41	-	-	-	-
861021 Co Cont Retirement	16,976.90	20,160.21	58,117.00	51,123.00	51,123.00	-
861022 Co Cont OASDI	3,747.25	4,353.01	11,859.00	10,350.00	10,350.00	-
861023 Co Cont Medicare	1,082.04	1,294.94	2,773.00	2,420.00	2,420.00	-
861024 Co Cont Retire Incr	5,656.10	5,548.42	14,321.00	11,581.00	11,581.00	-
861030 Co Cont Health Ins	5,954.19	4,562.60	13,346.00	12,604.00	12,604.00	-
861031 Co Cont Unemp Ins	141.00	55.00	53.00	54.00	54.00	-
861035 Co Cont Workers Comp	527.00	566.00	532.00	177.00	177.00	-
<b>Total Salaries &amp; Employee Benefits</b>	<b>110,535.08</b>	<b>127,026.28</b>	<b>296,670.00</b>	<b>260,362.00</b>	<b>260,362.00</b>	<b>-</b>
<b>Services &amp; Supplies</b>						
862050 Clthg & Prsnal Items	-	702.31	-	-	-	-
862060 Communications	3,983.54	5,513.04	11,000.00	12,000.00	12,000.00	-
862101 Insurance - General	490.00	521.00	575.00	2,976.00	2,976.00	-
862120 Maint - Equip	2,295.00	2,295.92	-	1,500.00	1,500.00	-
862150 Memberships	-	380.00	-	-	-	-
862170 Office Expense	11,320.49	6,604.35	10,000.00	10,000.00	10,000.00	-
862187 Education & Training	1,580.00	-	-	-	-	-
862189 Prof/Spec Svcs - Other	-	-	27,000.00	22,132.00	22,132.00	-
862200 Rents & Leases - Equip	3,477.96	3,477.96	-	2,500.00	2,500.00	-
862230 Info Tech Equip	9,276.45	4,231.00	-	-	-	-
862232 Law Enf Supply & Svcs	25,837.53	21,690.50	-	15,000.00	15,000.00	-
862239 Spec Dept Expense	35,866.94	81,419.31	-	15,000.00	15,000.00	-
862250 Trans/Travel	131.66	3,638.09	3,660.00	7,000.00	7,000.00	-
862253 Travel Out of County	3,938.90	354.00	-	-	-	-
<b>Total Services &amp; Supplies</b>	<b>98,198.47</b>	<b>130,827.48</b>	<b>52,235.00</b>	<b>88,108.00</b>	<b>88,108.00</b>	<b>-</b>
<b>Other Charges</b>						
863113 Pmt Other Gov Agency	-	-	-	-	-	-
<b>Total Other Charges</b>	<b>-</b>	<b>-</b>	<b>-</b>	<b>-</b>	<b>-</b>	<b>-</b>
<b>Fixed Assets</b>						
864370 Equipment	82,577.15	15,598.53	-	-	-	-
<b>Total Fixed Assets</b>	<b>82,577.15</b>	<b>15,598.53</b>	<b>-</b>	<b>-</b>	<b>-</b>	<b>-</b>
<b>Expend Transfer &amp; Reimb</b>						
865802 Oper Transfer Out	-	-	-	-	-	-
<b>Total Expend Transfer &amp; Reimb</b>	<b>-</b>	<b>-</b>	<b>-</b>	<b>-</b>	<b>-</b>	<b>-</b>
<b>Total Net Appropriations</b>	<b>291,310.70</b>	<b>273,452.29</b>	<b>348,905.00</b>	<b>348,470.00</b>	<b>348,470.00</b>	<b>-</b>
<b>Total Net County Cost</b>	<b>154,597.70</b>	<b>273,452.29</b>	<b>198,470.00</b>	<b>198,470.00</b>	<b>198,470.00</b>	<b>-</b>

**2910 - DISASTER RECOVERY**  
**Carmel J. Angelo, Chief Executive Officer**

State Controller  
County Budget Act  
2010

County of Mendocino  
State of California  
Budget Unit Financing Uses Detail  
CEO Proposed Budget for Fiscal Year 2019-20

County Budget Form  
Schedule 9

Classification:

Function: 2 Public Protection  
Activity: 207 Public Protection - Other Protection

Budget Unit: 2910 Disaster Recovery  
Fund: 1225 Disaster Recovery

Financing Uses Classification	2016-17 Actuals	2017-18 Actuals	2018-19 Estimate	2019-20 Request	2019-20 Proposed	2019-20 Adopted
<b>Revenues</b>						
824100 Interest	-	-	-	-	-	-
825460 State Aid for Disaster	-	22,043.00	-	396,937.00	112,500.00	-
825490 State Other	-	-	-	1,900,000.00	1,900,000.00	-
825470 Federal Other Revenue	-	723,349.00	-	14,599,296.00	3,774,089.00	-
825810 Other Govt Agency	-	-	-	35,493.00	35,493.00	-
826390 Other Charges	-	-	-	-	-	-
827801 Grant Revenue	-	404,854.00	397,722.00	5,805,332.00	1,401,383.00	-
827802 Oper Transfer In	-	376,080.00	702,120.00	-	-	-
<b>Total Revenues</b>	-	1,526,326.00	1,099,842.00	22,737,058.00	7,223,465.00	-
<b>Salaries &amp; Employee Benefits</b>						
861011 Regular Employees	-	-	418,805.00	226,803.00	408,483.00	-
861012 Extra Help	-	17,841.21	-	-	-	-
861013 Overtime Reg Emp	-	-	-	-	-	-
861021 Co Cont Retirement	-	-	-	-	-	-
861022 Co Cont OASDI	-	243.84	-	-	-	-
861023 Co Cont Medicare	-	-	-	-	-	-
861024 Co Cont Retire Incr	-	-	-	-	-	-
861030 Co Cont Health Ins	-	-	-	-	-	-
861031 Co Cont Unemp Ins	-	-	-	-	-	-
861035 Co Cont Workers Comp	-	-	360.00	360.00	360.00	-
<b>Total Salaries &amp; Employee Benefits</b>	-	18,085.05	419,165.00	227,163.00	408,843.00	-
<b>Services &amp; Supplies</b>						
862060 Communications	-	804.58	5,000.00	5,000.00	5,000.00	-
862101 Insurance - General	-	-	600.00	600.00	600.00	-
862120 Maintenance - Equip	-	-	-	-	-	-
862140 Med Dntl & Lab Supls	-	-	-	-	-	-
862170 Office Expense	-	1,531.46	6,500.00	6,500.00	6,500.00	-
862175 Office Support Cost Applied	-	181,419.29	-	-	-	-
862187 Education & Training	-	-	2,500.00	2,500.00	2,500.00	-
862189 Prof/Spec Svcs - Other	-	605,804.62	285,911.00	16,295,266.00	4,488,127.00	-
862190 Publ & Legal Notices	-	65.00	-	-	-	-
862194 A-87 Costs	-	-	-	-	-	-
862239 Spec Dept Expense	-	180.24	-	25,300.00	25,300.00	-
862250 Trans/Travel	-	328.10	1,000.00	1,000.00	1,000.00	-
862253 Travel Out of County	-	455.88	3,000.00	3,000.00	3,000.00	-
<b>Total Services &amp; Supplies</b>	-	790,589.17	304,511.00	16,339,166.00	4,532,027.00	-
<b>Other Charges</b>						
863280 Contr Other Agency	-	260,854.00	376,166.00	1,462,915.00	1,226,508.00	-
<b>Total Other Charges</b>	-	260,854.00	376,166.00	1,462,915.00	1,226,508.00	-
<b>Expend Transfer &amp; Reimb</b>						
865802 Oper Transfer Out	-	-	-	-	-	-
<b>Total Expend Transfer &amp; Reimb</b>	-	-	-	-	-	-
<b>Total Net Appropriations</b>	-	1,069,528.22	1,099,842.00	18,029,244.00	6,167,378.00	-
<b>Total Fund Balance Contribution</b>	-	(456,797.78)	-	(4,707,814.00)	(1,056,087.00)	-

**4510 - SOLID WASTE DIVISION**  
**Carmel J. Angelo, Chief Executive Officer**

State Controller  
County Budget Act  
2010

County of Mendocino  
State of California  
Budget Unit Financing Uses Detail  
CEO Proposed Budget for Fiscal Year 2019-20

County Budget Form  
Schedule 9

Classification:

Function: 4 Health & Sanitation

Activity: 404 Health and Sanitation - Sanitation

Budget Unit: 4510 Mendocino County Solid Waste

Fund: 1100 County General

Financing Uses Classification	2016-17 Actuals	2017-18 Actuals	2018-19 Estimate	2019-20 Request	2019-20 Proposed	2019-20 Adopted
(1)	(2)	(3)	(4)	(5)	(6)	(7)
<b>Revenues</b>						
826272 Interfund - DOT	25,700.00	27,640.00	27,916.00	28,302.00	28,302.00	-
826309 Caspar Refuse Disp	-	-	-	-	-	-
826310 Caspar/Ft Bragg Refuse	30,251.24	-	30,000.00	5,000.00	5,000.00	-
826390 Other Charges	371,061.77	421,452.96	285,000.00	325,000.00	325,000.00	-
827700 Other	-	-	-	-	-	-
<b>Total Revenues</b>	<b>427,013.01</b>	<b>449,092.96</b>	<b>342,916.00</b>	<b>358,302.00</b>	<b>358,302.00</b>	<b>-</b>
<b>Salaries &amp; Employee Benefits</b>						
861011 Regular Employees	16,977.10	17,467.30	17,919.00	17,828.00	17,828.00	-
861013 Overtime Reg Emp	-	-	-	-	-	-
861021 Co Cont Retirement	4,739.00	5,091.85	5,268.00	5,346.00	5,346.00	-
861022 Co Cont OASDI	887.36	901.35	1,010.00	1,046.00	1,046.00	-
861023 Co Cont Medicare	234.89	243.00	252.00	247.00	247.00	-
861024 Co Cont Retire Incr	1,955.11	1,802.66	1,739.00	1,532.00	1,532.00	-
861030 Co Cont Health Ins	2,312.98	2,130.27	1,728.00	2,304.00	2,304.00	-
861031 Co Cont Unemp Ins	4,461.00	748.00	-	-	-	-
861035 Co Cont Workers Comp	36,514.00	40,991.00	56,079.00	47,051.00	47,051.00	-
<b>Total Salaries &amp; Employee Benefits</b>	<b>68,081.44</b>	<b>69,375.43</b>	<b>83,995.00</b>	<b>75,354.00</b>	<b>75,354.00</b>	<b>-</b>
<b>Services &amp; Supplies</b>						
862050 Clothing/Pers Items	-	-	-	-	-	-
862060 Communications	-	-	-	-	-	-
862101 Insurance - General	-	17,774.00	17,480.00	20,624.00	20,624.00	-
862130 Maint - Strc Impr & Grnds	1,622.83	-	25,954.00	39,413.00	39,413.00	-
862170 Office Expense	0.75	-	100.00	100.00	100.00	-
862183 Legal Fees	82.44	71.84	5,000.00	5,000.00	5,000.00	-
862185 Medical/Dental Svcs	-	-	-	-	-	-
862189 Prof/Spec Svcs - Other	99,572.00	113,802.05	99,572.00	106,997.00	106,997.00	-
862250 Trans/Travel	-	-	-	-	-	-
862260 Utilities	-	-	-	-	-	-
<b>Total Services &amp; Supplies</b>	<b>101,278.02</b>	<b>131,647.89</b>	<b>148,106.00</b>	<b>172,134.00</b>	<b>172,134.00</b>	<b>-</b>
<b>Fixed Assets</b>						
864370 Equipment	-	-	-	-	-	-
<b>Total Fixed Assets</b>	<b>-</b>	<b>-</b>	<b>-</b>	<b>-</b>	<b>-</b>	<b>-</b>
<b>Expend Transfer &amp; Reimb</b>						
865380 Intrafund Transfers	-	-	-	-	-	-
<b>Total Expend Transfer &amp; Reimb</b>	<b>-</b>	<b>-</b>	<b>-</b>	<b>-</b>	<b>-</b>	<b>-</b>
<b>Total Net Appropriations</b>	<b>169,359.46</b>	<b>201,023.32</b>	<b>232,101.00</b>	<b>247,488.00</b>	<b>247,488.00</b>	<b>-</b>
<b>Total Net County Cost</b>	<b>(257,653.55)</b>	<b>(248,069.64)</b>	<b>(110,815.00)</b>	<b>(110,814.00)</b>	<b>(110,814.00)</b>	<b>-</b>

**0326 - WATER AGENCY**  
**Carmel J. Angelo, Chief Executive Officer**

State Controller  
County Budget Act  
2010

County of Mendocino  
State of California  
Budget Unit Financing Uses Detail  
CEO Proposed Budget for Fiscal Year 2019-20

County Budget Form  
Schedule 15

Classification:

Function: 0  
Activity: 0

Budget Unit: 0326 Mendo Co Water Agency  
Fund: 3260 Mendo Co Water Agency

Financing Uses Classification	2016-17 Actuals	2017-18 Actuals	2018-19 Estimate	2019-20 Request	2019-20 Proposed	2019-20 Adopted
(1)	(2)	(3)	(4)	(5)	(6)	(7)
<b>Revenues</b>						
821110 Curr Secured Prop Tax	137,298.54	143,222.69	140,000.00	146,000.00	146,000.00	-
821120 Curr Unsec Prop Tax	4,445.20	4,168.18	5,000.00	4,300.00	4,300.00	-
821130 Supplemental Roll Tax	1,498.24	1,898.38	1,200.00	2,000.00	2,000.00	-
821210 Prior Secured Prop Tax	(39.43)	5.80	100.00	15.29	15.29	-
821220 Prior Unsec Prop Tax	324.28	(121.53)	200.00	200.00	200.00	-
821600 Timber Yield Tax	1,185.69	2,283.88	1,400.00	2,100.00	2,100.00	-
821700 Highway Property Rental	-	-	-	-	-	-
824100 Interest	1,161.90	309.39	800.00	400.00	400.00	-
825481 Homeowner Exemption	1,235.92	1,218.47	1,400.00	1,100.00	1,100.00	-
825810 Other Govt Aid	-	-	-	-	-	-
826390 Other Charges	-	4,308.53	4,000.00	4,441.00	4,441.00	-
827700 Other	-	-	-	-	-	-
827801 Grant Revenue	130,376.13	220,001.01	200,000.00	206,100.00	206,100.00	-
827802 Oper Transfer In	-	-	40,000.00	-	-	-
<b>Total Revenues</b>	<b>277,486.47</b>	<b>377,294.80</b>	<b>394,100.00</b>	<b>366,656.29</b>	<b>366,656.29</b>	<b>-</b>
<b>Salaries &amp; Employee Benefits</b>						
861011 Regular Employees	40,087.17	51,335.39	54,205.00	51,669.71	51,669.71	-
861013 Overtime Reg Emp	-	-	-	-	-	-
861021 Co Cont Retirement	11,330.24	15,165.94	16,146.00	15,708.19	15,708.19	-
861022 Co Cont OASDI	1,867.89	2,653.09	2,880.00	2,912.46	2,912.46	-
861023 Co Cont Medicare	572.09	735.33	775.00	736.00	736.00	-
861024 Co Cont Retire Incr	4,673.52	5,369.24	5,329.00	4,501.03	4,501.03	-
861030 Co Cont Health Ins	2,843.97	2,281.20	2,269.00	2,749.19	2,749.19	-
861031 Co Cont Unemp Ins	-	-	-	-	-	-
861035 Co Cont Workers Comp	-	-	-	-	-	-
<b>Total Salaries &amp; Employee Benefits</b>	<b>61,374.88</b>	<b>77,540.19</b>	<b>81,604.00</b>	<b>78,276.58</b>	<b>78,276.58</b>	<b>-</b>
<b>Services &amp; Supplies</b>						
862060 Communications	242.48	192.50	150.00	250.00	250.00	-
862101 Insurance - General	134.00	162.00	12.00	15.00	15.00	-
862120 Maint - Equip	-	(394.00)	-	-	-	-
862150 Memberships	2,000.00	7,000.00	34,909.00	12,364.00	12,364.00	-
862170 Office Expense	898.98	723.49	900.00	1,000.00	1,000.00	-
862187 Education & Training	-	-	-	-	-	-
862189 Prof/Spec Svcs - Other	242,698.17	364,363.12	260,000.00	271,100.00	271,100.00	-
862200 Rent/Lease Equip	-	-	-	-	-	-
862220 Small Tool/Instrument	-	-	-	-	-	-
862239 Spec Dept Expense	4,722.20	2,510.73	3,000.00	3,500.00	3,500.00	-
862250 Trans/Travel	-	-	150.00	-	-	-
862253 Travel Out of County	-	-	150.00	150.65	150.65	-
<b>Total Services &amp; Supplies</b>	<b>250,695.83</b>	<b>374,557.84</b>	<b>299,271.00</b>	<b>288,379.65</b>	<b>288,379.65</b>	<b>-</b>

Other Charges						
863113 Pmt Other Gov Agency	25,000.00	25,000.00	27,200.00	-	-	-
Total Other Charges	25,000.00	25,000.00	27,200.00	-	-	-
Fixed Assets						
864370 Equipment	-	-	-	-	-	-
Total Fixed Assets	-	-	-	-	-	-
Expend Transfer & Reimb						
865802 Oper Transfer Out	-	-	-	-	-	-
Total Expend Transfer & Reimb	-	-	-	-	-	-
Total Net Appropriations	337,070.71	477,098.03	408,075.00	366,656.23	366,656.23	-
Total Fund Balance Contribution	59,584.24	99,803.23	13,975.00	(0.06)	(0.06)	-

**0711 - VEHICLE REPLACEMENT FUND**  
**Carmel J. Angelo, Chief Executive Officer**

State Controller  
County Budget Act  
2010

County of Mendocino  
State of California  
Budget Unit Financing Uses Detail  
CEO Proposed Budget for Fiscal Year 2019-20

County Budget Form  
Schedule 10

Classification:

Function: 0  
Activity: 0

Budget Unit: 0711 Vehicle Replacement  
Fund: 7110 Vehicle Replacement

Financing Uses Classification	2016-17 Actuals	2017-18 Actuals	2018-19 Estimate	2019-20 Request	2019-20 Proposed	2019-20 Adopted
(1)	(2)	(3)	(4)	(5)	(6)	(7)
<b>Operating Revenues</b>						
824100 Interest	749.31	1,707.37	-	-	-	-
826390 Other Charges	57,478.08	-	-	-	-	-
826401 I.S.F. Services	-	-	-	-	-	-
826410 DOT Vehicle Replacement	-	-	-	-	-	-
827700 Other	16,484.00	-	-	-	-	-
827802 Operating Transfer In	120,000.00	382,000.00	-	-	-	-
<b>Total Operating Revenues</b>	<b>194,711.39</b>	<b>383,707.37</b>	<b>-</b>	<b>-</b>	<b>-</b>	<b>-</b>
<b>Operating Expenses</b>						
<b>Services &amp; Supplies</b>						
862239 Spec Dept Expense	-	-	-	-	-	-
<b>Total Services &amp; Supplies</b>	<b>-</b>	<b>-</b>	<b>-</b>	<b>-</b>	<b>-</b>	<b>-</b>
<b>Fixed Assets</b>						
864370 Equipment	313,128.90	232,913.51	-	-	-	-
<b>Total Fixed Assets</b>	<b>313,128.90</b>	<b>232,913.51</b>	<b>-</b>	<b>-</b>	<b>-</b>	<b>-</b>
<b>Total Operating Expenses</b>	<b>313,128.90</b>	<b>232,913.51</b>	<b>-</b>	<b>-</b>	<b>-</b>	<b>-</b>
<b>Operating Income (Loss)</b>	<b>(118,417.51)</b>	<b>150,793.86</b>	<b>-</b>	<b>-</b>	<b>-</b>	<b>-</b>
<b>Change in Net Assets</b>	<b>(118,417.51)</b>	<b>150,793.86</b>	<b>-</b>	<b>-</b>	<b>-</b>	<b>-</b>
Net Assets - Beginning Balance	75,931.21	(42,486.30)	108,307.56		108,307.56	-
Net Assets - Ending Balance	(42,486.30)	108,307.56	108,307.56		108,307.56	-

# 0713 - GENERAL LIABILITY INSURANCE - RISK MANAGEMENT

Carmel J. Angelo, Chief Executive Officer

State Controller  
County Budget Act  
2010

County of Mendocino  
State of California  
Budget Unit Financing Uses Detail  
CEO Proposed Budget for Fiscal Year 2019-20

County Budget Form  
Schedule 10

Classification:

Function: 0

Activity: 0

Budget Unit: 0713 General Liability Insurance

Fund: 7130 General Liability Insurance

Financing Uses Classification	2016-17 Actuals	2017-18 Actuals	2018-19 Estimate	2019-20 Request	2019-20 Proposed	2019-20 Adopted
(1)	(2)	(3)	(4)	(5)	(6)	(7)
<b>Operating Revenues</b>						
824100 Interest	11,938.78	22,036.97	4,500.00	10,000.00	10,000.00	-
825810 Other Govt Aid	107.86	545,374.14	-	-	-	-
826401 I.S.F. Services	1,430,030.00	1,515,574.00	1,746,204.00	1,993,147.00	1,993,147.00	-
827700 Other	-	-	-	-	-	-
<b>Total Operating Revenues</b>	<b>1,442,076.64</b>	<b>2,082,985.11</b>	<b>1,750,704.00</b>	<b>2,003,147.00</b>	<b>2,003,147.00</b>	<b>-</b>
<b>Operating Expenses</b>						
<b>Salaries &amp; Employee Benefits</b>						
861011 Regular Employees	96,205.44	93,834.32	94,338.00	103,449.00	103,449.00	-
861012 Extra Help	-	-	-	-	-	-
861013 Overtime Reg Emp	-	-	-	-	-	-
861021 Co Cont Retirement	16,766.06	16,072.47	15,946.00	17,937.00	17,937.00	-
861022 Co Cont OASDI	5,331.19	5,385.54	5,486.00	5,998.00	5,998.00	-
861023 Co Cont Medicare	1,344.28	1,316.80	1,334.00	1,464.00	1,464.00	-
861024 Co Cont Retire Incr	6,916.81	5,690.23	5,270.00	5,140.00	5,140.00	-
861030 Co Cont Health Ins	14,125.12	11,946.18	9,645.00	14,614.00	14,614.00	-
861031 Co Cont Unemp Ins	251.00	226.00	300.00	300.00	300.00	-
861035 Co Cont Workers Comp	-	-	-	-	-	-
<b>Total Salaries &amp; Employee Benefits</b>	<b>140,939.90</b>	<b>134,471.54</b>	<b>132,319.00</b>	<b>148,902.00</b>	<b>148,902.00</b>	<b>-</b>
<b>Services &amp; Supplies</b>						
862060 Communications	1,079.52	1,036.46	1,200.00	1,100.00	1,100.00	-
862101 Insurance - General	575,175.00	688,635.00	803,900.00	1,085,860.00	1,085,860.00	-
862150 Memberships	385.00	535.00	265.00	265.00	265.00	-
862170 Office Expense	2,193.75	4,663.98	3,520.00	3,520.00	3,520.00	-
862183 Legal Fees	263,700.00	263,700.00	413,000.00	410,000.00	410,000.00	-
862187 Education & Training	2,500.00	2,029.98	2,500.00	1,500.00	1,500.00	-
862189 Prof/Spec Svcs - Other	15,566.04	8,503.75	10,000.00	-	-	-
862230 Info Tech Equip	-	-	-	-	-	-
862233 Veh Collision Repair	10,158.75	35,576.78	30,000.00	30,000.00	30,000.00	-
862250 Trans/Travel	2,839.16	3,166.28	2,000.00	1,000.00	1,000.00	-
862253 Travel Out of County	2,145.62	2,104.72	2,000.00	1,000.00	1,000.00	-
<b>Total Services &amp; Supplies</b>	<b>875,742.84</b>	<b>1,009,951.95</b>	<b>1,268,385.00</b>	<b>1,534,245.00</b>	<b>1,534,245.00</b>	<b>-</b>
<b>Other Charges</b>						
863320 Judgement/Damages	401,661.41	365,981.85	350,000.00	320,000.00	320,000.00	-
<b>Total Other Charges</b>	<b>401,661.41</b>	<b>365,981.85</b>	<b>350,000.00</b>	<b>320,000.00</b>	<b>320,000.00</b>	<b>-</b>
<b>Fixed Assets</b>						
864370 Equipment	-	-	-	-	-	-
<b>Total Fixed Assets</b>	<b>-</b>	<b>-</b>	<b>-</b>	<b>-</b>	<b>-</b>	<b>-</b>
<b>Expend Transfer &amp; Reimb</b>						
865802 Oper Transfer Out	96,297.74	582,274.91	-	-	-	-
<b>Total Expend Transfer &amp; Reimb</b>	<b>96,297.74</b>	<b>582,274.91</b>	<b>-</b>	<b>-</b>	<b>-</b>	<b>-</b>
<b>Total Operating Expenses</b>	<b>1,514,641.89</b>	<b>2,092,680.25</b>	<b>1,750,704.00</b>	<b>2,003,147.00</b>	<b>2,003,147.00</b>	<b>-</b>
<b>Operating Income (Loss)</b>	<b>(72,565.25)</b>	<b>(9,695.14)</b>	<b>-</b>	<b>-</b>	<b>-</b>	<b>-</b>
<b>Change in Net Assets</b>	<b>(72,565.25)</b>	<b>(9,695.14)</b>	<b>-</b>	<b>-</b>	<b>-</b>	<b>-</b>
Net Assets - Beginning Balance	(402,667.27)	532,523.48	684,593.34	-	684,593.34	-
Net Assets - Ending Balance	(475,232.52)	522,828.34	684,593.34	-	684,593.34	-



**0714 - WORKERS' COMPENSATION**  
**Carmel J. Angelo, Chief Executive Officer**

State Controller  
County Budget Act  
2010

County of Mendocino  
State of California  
Budget Unit Financing Uses Detail  
CEO Proposed Budget for Fiscal Year 2019-20

County Budget Form  
Schedule 10

Classification:

Function: 0  
Activity: 0

Budget Unit: 0714 Workers' Compensation  
Fund: 7140 Workers' Compensation

Financing Uses Classification	2016-17 Actuals	2017-18 Actuals	2018-19 Estimate	2019-20 Request	2019-20 Proposed	2019-20 Adopted
(1)	(2)	(3)	(4)	(5)	(6)	(7)
<b>Operating Revenues</b>						
824100 Interest	(338.73)	2,608.04	3,000.00	3,000.00	3,000.00	-
825810 Other Govt Aid	-	22,210.15	-	-	-	-
826401 I.S.F. Services	4,507,149.00	4,902,870.00	5,063,549.00	4,933,480.00	4,933,480.00	-
827700 Other	-	-	-	-	-	-
<b>Total Operating Revenues</b>	<b>4,506,810.27</b>	<b>4,927,688.19</b>	<b>5,066,549.00</b>	<b>4,936,480.00</b>	<b>4,936,480.00</b>	<b>-</b>
<b>Operating Expenses</b>						
<b>Salaries &amp; Employee Benefits</b>						
861011 Regular Employees	68,262.14	62,912.17	72,531.00	81,046.00	81,046.00	-
861012 Extra Help	-	-	-	-	-	-
861013 Overtime Reg Emp	-	5.03	-	-	-	-
861021 Co Cont Retirement	14,330.97	12,907.01	15,727.00	17,915.00	17,915.00	-
861022 Co Cont OASDI	4,013.97	3,812.69	4,204.00	4,639.00	4,639.00	-
861023 Co Cont Medicare	969.02	891.70	1,033.00	1,146.00	1,146.00	-
861024 Co Cont Retire Incr	5,827.41	4,470.98	5,071.00	4,981.00	4,981.00	-
861030 Co Cont Health Ins	8,801.55	7,958.90	6,273.00	9,448.00	9,448.00	-
861031 Co Cont Unemp Ins	-	-	250.00	250.00	250.00	-
861035 Co Cont Workers Comp	-	-	-	-	-	-
<b>Total Salaries &amp; Employee Benefits</b>	<b>102,205.06</b>	<b>92,958.48</b>	<b>105,089.00</b>	<b>119,425.00</b>	<b>119,425.00</b>	<b>-</b>
<b>Services &amp; Supplies</b>						
862060 Communications	600.73	928.78	940.00	940.00	940.00	-
862102 Workers Comp	4,084,338.00	4,526,400.00	4,939,000.00	4,794,595.00	4,794,595.00	-
862120 Maint - Equip	-	-	-	-	-	-
862150 Memberships	-	-	-	-	-	-
862170 Office Expense	5,010.60	1,356.36	3,520.00	3,520.00	3,520.00	-
862187 Education & Training	2,500.00	-	1,000.00	1,000.00	1,000.00	-
862189 Prof/Spec Svcs - Other	16,461.31	21,670.49	15,000.00	15,000.00	15,000.00	-
862239 Spec Dept Expense	419.47	751.44	-	-	-	-
862250 Trans/Travel	191.52	61.48	1,000.00	1,000.00	1,000.00	-
862253 Travel Out of County	-	-	1,000.00	1,000.00	1,000.00	-
<b>Total Services &amp; Supplies</b>	<b>4,109,521.63</b>	<b>4,551,168.55</b>	<b>4,961,460.00</b>	<b>4,817,055.00</b>	<b>4,817,055.00</b>	<b>-</b>
<b>Fixed Assets</b>						
864370 Equipment	-	-	-	-	-	-
<b>Total Fixed Assets</b>	<b>-</b>	<b>-</b>	<b>-</b>	<b>-</b>	<b>-</b>	<b>-</b>
<b>Expend Transfer &amp; Reimb</b>						
865802 Oper Transfer Out	-	-	-	-	-	-
<b>Total Expend Transfer &amp; Reimb</b>	<b>-</b>	<b>-</b>	<b>-</b>	<b>-</b>	<b>-</b>	<b>-</b>
<b>Total Operating Expenses</b>	<b>4,211,726.69</b>	<b>4,644,127.03</b>	<b>5,066,549.00</b>	<b>4,936,480.00</b>	<b>4,936,480.00</b>	<b>-</b>
<b>Operating Income (Loss)</b>	<b>295,083.58</b>	<b>283,561.16</b>	<b>-</b>	<b>-</b>	<b>-</b>	<b>-</b>
<b>Change in Net Assets</b>	<b>295,083.58</b>	<b>283,561.16</b>	<b>-</b>	<b>-</b>	<b>-</b>	<b>-</b>
Net Assets - Beginning Balance	257,581.41	558,423.99	841,985.15		841,985.15	-
Net Assets - Ending Balance	552,664.99	841,985.15	841,985.15		841,985.15	-

**6210 - FARM ADVISOR**  
**Glenn McGourty, Director**

State Controller  
County Budget Act  
2010

County of Mendocino  
State of California  
Budget Unit Financing Uses Detail  
CEO Proposed Budget for Fiscal Year 2019-20

County Budget Form  
Schedule 9

Classification:

Function: 6 Education

Budget Unit: 6210 Farm Advisor

Activity: 602 Education - Agricultural Education

Fund: 1100 County General

Financing Uses Classification	2016-17 Actuals	2017-18 Actuals	2018-19 Estimate	2019-20 Request	2019-20 Proposed	2019-20 Adopted
(1)	(2)	(3)	(4)	(5)	(6)	(7)
<b>Revenues</b>						
825490 State Other	-	-	-	-	-	-
827600 Other Sales	-	-	-	-	-	-
827700 Other	-	-	-	-	-	-
<b>Total Revenues</b>	<b>-</b>	<b>-</b>	<b>-</b>	<b>-</b>	<b>-</b>	<b>-</b>
<b>Salaries &amp; Employee Benefits</b>						
861011 Regular Employees	123,187.32	132,247.50	128,787.00	138,184.00	138,184.00	-
861012 Extra Help	-	-	-	-	-	-
861013 Overtime Reg Emp	93.87	-	-	-	-	-
861021 Co Cont Retirement	21,045.91	22,924.50	25,205.00	25,932.00	25,932.00	-
861022 Co Cont OASDI	7,210.05	7,827.01	8,283.00	8,159.00	8,159.00	-
861023 Co Cont Medicare	1,686.23	1,830.46	1,937.00	1,908.00	1,908.00	-
861024 Co Cont Retire Incr	7,011.89	6,309.22	6,211.00	5,294.00	5,294.00	-
861030 Co Cont Health Ins	20,034.88	16,422.74	14,968.00	19,957.00	19,957.00	-
861031 Co Cont Unemp Ins	2,300.00	2,342.00	1,741.00	460.00	460.00	-
861035 Co Cont Workers Comp	604.00	616.00	595.00	52.00	52.00	-
<b>Total Salaries &amp; Employee Benefits</b>	<b>183,174.15</b>	<b>190,519.43</b>	<b>187,727.00</b>	<b>199,946.00</b>	<b>199,946.00</b>	<b>-</b>
<b>Services &amp; Supplies</b>						
862060 Communications	7,344.20	7,161.73	7,100.00	7,526.00	7,526.00	-
862101 Insurance - General	1,428.00	1,520.00	1,808.00	1,992.00	1,992.00	-
862120 Maint - Equip	110.59	-	500.00	500.00	500.00	-
862150 Memberships	1,550.37	1,016.30	885.00	885.00	885.00	-
862170 Office Expense	4,445.12	4,723.00	6,984.00	5,495.00	5,495.00	-
862189 Prof/Spec Svcs - Other	14,501.00	14,501.00	14,501.00	-	-	-
862239 Spec Dept Expense	493.04	572.79	800.00	800.00	800.00	-
862250 Trans/Travel	10,315.87	8,338.00	10,650.00	1,710.00	11,906.00	-
862253 Travel Out of County	-	-	200.00	200.00	200.00	-
<b>Total Services &amp; Supplies</b>	<b>40,188.19</b>	<b>37,832.82</b>	<b>43,428.00</b>	<b>19,108.00</b>	<b>29,304.00</b>	<b>-</b>
<b>Fixed Assets</b>						
864370 Equipment	-	-	-	-	-	-
<b>Total Fixed Assets</b>	<b>-</b>	<b>-</b>	<b>-</b>	<b>-</b>	<b>-</b>	<b>-</b>
<b>Total Net Appropriations</b>	<b>223,362.34</b>	<b>228,352.25</b>	<b>231,155.00</b>	<b>219,054.00</b>	<b>229,250.00</b>	<b>-</b>
<b>Total Net County Cost</b>	<b>223,362.34</b>	<b>228,352.25</b>	<b>231,155.00</b>	<b>219,054.00</b>	<b>229,250.00</b>	<b>-</b>

**2060 - GRAND JURY**  
**Tim Prince, Foreperson**

State Controller  
County Budget Act  
2010

County of Mendocino  
State of California  
Budget Unit Financing Uses Detail  
CEO Proposed Budget for Fiscal Year 2019-20

County Budget Form  
Schedule 9

Classification:

Function: 2 Public Protection  
Activity: 201 Public Protection - Judicial

Budget Unit: 2060 Grand Jury  
Fund: 1100 County General

Financing Uses Classification	2016-17 Actuals	2017-18 Actuals	2018-19 Estimate	2019-20 Request	2019-20 Proposed	2019-20 Adopted
(1)	(2)	(3)	(4)	(5)	(6)	(7)
Services & Supplies						
862060 Communications	576.02	587.80	900.00	900.00	900.00	-
862101 Insurance - General	2,215.00	2,336.00	2,576.00	2,869.00	2,869.00	-
862110 Jury & Witness Expense	22,990.00	25,194.44	32,534.00	32,000.00	32,000.00	-
862170 Office Expense	2,575.43	5,290.65	3,500.00	3,000.00	3,000.00	-
862187 Education & Training	2,100.00	2,340.00	2,700.00	3,000.00	3,000.00	-
862189 Prof/Spec Svcs - Other	-	-	1,000.00	-	-	-
862190 Publications & Legal Notices	45.00	-	-	-	-	-
862239 Spec Dept Exp	-	-	3,000.00	3,000.00	3,000.00	-
862250 Trans/Travel	43,151.53	46,106.76	40,389.00	43,831.00	43,831.00	-
862253 Travel Out of County	361.00	-	1,000.00	1,000.00	1,000.00	-
Total Services & Supplies	74,013.98	81,855.65	87,599.00	89,600.00	89,600.00	-
Total Net Appropriations	74,013.98	81,855.65	87,599.00	89,600.00	89,600.00	-
Total Net County Cost	74,013.98	81,855.65	87,599.00	89,600.00	89,600.00	-

**5020 - HEALTH AND HUMAN SERVICES AGENCY ADMINISTRATION**  
**Tammy Moss Chandler, HHSA Director**

State Controller  
County Budget Act  
2010

County of Mendocino  
State of California  
Budget Unit Financing Uses Detail  
CEO Proposed Budget for Fiscal Year 2019-20

County Budget Form  
Schedule 9

Classification:

Function: 5 Public Assistance

Budget Unit: 5020 HHSA Administration

Activity: 501 Public Assistance - Administration

Fund: 1100 County General

Financing Uses Classification	2016-17 Actuals	2017-18 Actuals	2018-19 Estimate	2019-20 Request	2019-20 Proposed	2019-20 Adopted
(1)	(2)	(3)	(4)	(5)	(6)	(7)
<b>Revenues</b>						
825541 Federal AFDC	-	-	-	-	-	-
826390 Other Charges	188,313.58	369,287.89	-	-	-	-
<b>Total Revenues</b>	<b>188,313.58</b>	<b>369,287.89</b>	<b>-</b>	<b>-</b>	<b>-</b>	<b>-</b>
<b>Salaries &amp; Employee Benefits</b>						
861011 Regular Employees	1,171,254.31	953,288.23	713,172.00	1,178,921.00	1,178,921.00	-
861012 Extra Help	1,730.55	1,565.46	15,000.00	5,000.00	5,000.00	-
861013 Overtime Reg Emp	7,121.78	9,978.07	5,000.00	5,000.00	5,000.00	-
861021 Co Cont Retirement	322,871.53	271,717.93	252,301.00	355,926.00	355,926.00	-
861022 Co Cont OASDI	69,236.06	54,568.52	48,652.00	67,041.00	67,041.00	-
861023 Co Cont Medicare	16,217.79	13,344.15	11,888.00	16,352.00	16,352.00	-
861024 Co Cont to Ret Increment	118,936.72	84,062.83	63,873.00	91,381.00	91,381.00	-
861030 Co Cont Health Ins	201,874.04	138,938.78	100,483.00	259,221.00	259,221.00	-
861031 Co Cont Unemp Ins	1,341.00	1,109.00	796.00	3,142.00	3,142.00	-
861035 Co Cont Workers Comp	1,525.00	1,891.00	19,313.00	49,732.00	49,732.00	-
<b>Total Salaries &amp; Employee Benefits</b>	<b>1,912,108.78</b>	<b>1,530,463.97</b>	<b>1,230,478.00</b>	<b>2,031,716.00</b>	<b>2,031,716.00</b>	<b>-</b>
<b>Services &amp; Supplies</b>						
862060 Communications	7,277.74	9,148.80	12,500.00	12,500.00	12,500.00	-
862090 Household Expense	996.09	2,614.03	500.00	3,000.00	3,000.00	-
862101 Insurance - General	1,684.00	2,719.00	2,402.00	3,140.00	3,140.00	-
862120 Maintenance - Equip	611.26	7.33	-	-	-	-
862130 Maint Strc/Impr/Grnds	354.81	-	-	-	-	-
862150 Memberships	350.00	225.00	3,000.00	3,000.00	3,000.00	-
862170 Office Expense	11,470.57	17,721.32	20,000.00	20,000.00	20,000.00	-
862171 Paper Supplies	609.10	288.80	2,000.00	2,000.00	2,000.00	-
862172 Office Exp - Fedex/UPS	45.15	-	-	-	-	-
862181 Auditing/Fiscal Svc	-	-	500.00	500.00	500.00	-
862182 Data Processing Svcs	291.20	245.39	3,000.00	3,000.00	3,000.00	-
862183 Legal Fees	-	-	1,000.00	1,000.00	1,000.00	-
862187 Education & Training	16,335.31	59,496.85	35,000.00	65,000.00	65,000.00	-
862188 Printing	-	-	2,500.00	2,500.00	2,500.00	-
862189 Prof/Spec Svcs - Other	22,381.78	277,224.92	65,000.00	50,000.00	50,000.00	-
862190 Publ/Legal Notice	896.29	848.62	2,000.00	2,000.00	2,000.00	-
862200 Rent/Lease - Equip	-	-	-	-	-	-
862210 Rent/Lease - Bldg Grnds	5,785.00	3,360.00	4,000.00	4,000.00	4,000.00	-
862230 Info Tech Equip	2,117.24	1,611.28	15,000.00	15,000.00	15,000.00	-
862239 Spec Dept Expense	395,010.08	1,206,710.10	997,280.00	1,231,780.00	1,231,780.00	-
862250 Trans/Travel	1,646.62	750.21	2,500.00	2,500.00	2,500.00	-
862253 Travel Out of County	9,231.81	6,035.19	20,000.00	15,000.00	15,000.00	-
862260 Utilities	626.45	1,930.14	6,000.00	6,000.00	6,000.00	-
<b>Total Services &amp; Supplies</b>	<b>477,720.50</b>	<b>1,590,936.98</b>	<b>1,194,182.00</b>	<b>1,441,920.00</b>	<b>1,441,920.00</b>	<b>-</b>
<b>Fixed Assets</b>						
864360 Structure/Improvement	-	2,881.37	5,000.00	1,000.00	1,000.00	-
864370 Equipment	-	-	5,000.00	1,000.00	1,000.00	-
<b>Total Fixed Assets</b>	<b>-</b>	<b>2,881.37</b>	<b>10,000.00</b>	<b>2,000.00</b>	<b>2,000.00</b>	<b>-</b>
<b>Expend Transfer &amp; Reimb</b>						
865380 Intrafund Transfer	(2,201,515.70)	(2,754,994.43)	(2,566,594.00)	(3,475,636.00)	(3,475,636.00)	-
865802 Oper Transfer Out	-	-	-	-	-	-
<b>Total Expend Transfer &amp; Reimb</b>	<b>(2,201,515.70)</b>	<b>(2,754,994.43)</b>	<b>(2,566,594.00)</b>	<b>(3,475,636.00)</b>	<b>(3,475,636.00)</b>	<b>-</b>
<b>Total Net Appropriations</b>	<b>188,313.58</b>	<b>369,287.89</b>	<b>(131,934.00)</b>	<b>-</b>	<b>-</b>	<b>-</b>
<b>Total Net County Cost</b>	<b>-</b>	<b>-</b>	<b>(131,934.00)</b>	<b>-</b>	<b>-</b>	<b>-</b>

**4010 - PUBLIC HEALTH ADMINISTRATION**  
**Tammy Moss Chandler, HHS Director**

State Controller  
County Budget Act  
2010

County of Mendocino  
State of California  
Budget Unit Financing Uses Detail  
CEO Proposed Budget for Fiscal Year 2019-20

County Budget Form  
Schedule 9

Classification:

Function: 4 Health & Sanitation

Activity: 401 Health and Sanitation - Health

Budget Unit: 4010 Public Health Administration

Fund: 1100 County General

Financing Uses Classification	2016-17 Actuals	2017-18 Actuals	2018-19 Estimate	2019-20 Request	2019-20 Proposed	2019-20 Adopted
(1)	(2)	(3)	(4)	(5)	(6)	(7)
<b>Revenues</b>						
823204 Misc Court Fine	979.22	698.30	1,000.00	1,000.00	1,000.00	-
825150 Motor Vehicle in Lieu	-	-	-	-	-	-
825341 Realignment Hlth Svcs	878,569.70	1,129,023.07	1,276,148.00	1,196,451.00	1,196,451.00	-
825490 State Other	-	-	-	-	-	-
825670 Federal Other	327,396.03	269,243.53	251,557.00	157,472.00	157,472.00	-
825810 Other Govt Agency Aid	45,181.41	63,278.88	25,353.00	2,200.00	2,200.00	-
826263 Health - Vital Stats	47,166.70	43,719.40	46,000.00	46,000.00	46,000.00	-
826390 Other Charges	205,926.50	519,619.32	449,957.00	757,594.00	757,594.00	-
827400 Prior Year Revenue	-	-	-	-	-	-
827600 Other Sales	2,947.34	2,955.50	3,000.00	3,000.00	3,000.00	-
827700 Other	1,215.00	11,125.00	1,125.00	38,125.00	38,125.00	-
827801 Grant Revenue	60,000.00	185,402.08	425,534.00	703,424.00	703,424.00	-
827802 Operating Transfer In	-	1,501.56	-	-	-	-
<b>Total Revenues</b>	<b>1,569,381.90</b>	<b>2,226,566.64</b>	<b>2,479,674.00</b>	<b>2,905,266.00</b>	<b>2,905,266.00</b>	<b>-</b>
<b>Salaries &amp; Employee Benefits</b>						
861011 Regular Employees	895,058.68	995,797.66	1,452,053.00	1,540,763.00	1,540,763.00	-
861012 Extra Help	-	13,841.40	-	-	-	-
861013 Overtime Reg Emp	2,201.80	1,234.26	7,500.00	7,500.00	7,500.00	-
861021 Co Cont Retirement	253,370.67	298,332.18	464,176.00	471,350.00	471,350.00	-
861022 Co Cont OASDI	52,828.60	60,056.16	93,723.00	91,459.00	91,459.00	-
861023 Co Cont Medicare	12,372.88	14,045.27	21,920.00	21,391.00	21,391.00	-
861024 Co Cont Retire Incr	99,313.17	98,885.03	142,543.00	115,775.00	115,775.00	-
861030 Co Cont Health Ins	128,509.33	104,832.19	157,977.00	225,914.00	225,914.00	-
861031 Co Cont Unemp Ins	1,393.00	1,622.00	1,113.00	1,183.00	1,183.00	-
861035 Co Cont Workers Comp	42,570.00	51,162.00	49,268.00	36,806.00	36,806.00	-
<b>Total Salaries &amp; Employee Benefits</b>	<b>1,487,618.13</b>	<b>1,639,808.15</b>	<b>2,390,273.00</b>	<b>2,512,141.00</b>	<b>2,512,141.00</b>	<b>-</b>
<b>Services &amp; Supplies</b>						
862060 Communications	11,377.10	14,313.16	11,975.00	11,150.00	11,150.00	-
862101 Insurance - General	17,348.00	114,922.00	114,072.00	26,844.00	26,844.00	-
862109 Insurance - Other	9,315.00	9,578.00	9,500.00	8,897.00	8,897.00	-
862120 Maint - Equip	-	8.97	750.00	750.00	750.00	-
862130 Maint - Strc Impr & Grnds	-	-	1,200.00	1,200.00	1,200.00	-
862150 Memberships	9,799.93	11,264.43	7,300.00	7,300.00	7,300.00	-
862170 Office Expense	25,459.22	29,159.41	29,624.00	26,065.00	26,065.00	-
862185 Medical & Dental Svcs	-	46.00	-	-	-	-
862187 Education & Training	2,128.46	4,730.00	8,700.00	8,700.00	8,700.00	-
862189 Prof/Spec Svcs - Other	284,842.75	426,162.36	509,342.00	613,430.00	613,430.00	-
862190 Pub/Legal Notice	1,104.94	2,128.64	1,000.00	2,500.00	2,500.00	-
862210 Rent/Lease - Bldg Grnds	350.00	900.00	3,440.00	5,040.00	5,040.00	-
862230 Info Tech Equip	913.15	8,578.05	6,000.00	23,000.00	23,000.00	-
862239 Spec Dept Expense	598,004.17	905,616.43	932,634.00	1,292,239.00	1,292,239.00	-
862250 Trans/Travel	7,346.41	6,548.04	15,705.00	12,852.00	12,852.00	-
862253 Travel Out of County	8,533.39	13,611.40	30,014.00	24,265.00	24,265.00	-
862260 Utilities	11,528.86	11,294.65	11,500.00	11,800.00	11,800.00	-
<b>Total Services &amp; Supplies</b>	<b>988,051.38</b>	<b>1,558,861.54</b>	<b>1,692,756.00</b>	<b>2,076,032.00</b>	<b>2,076,032.00</b>	<b>-</b>

Other Charges						
863113 Pymts Other Gov Agnc	-	-	-	-	-	-
863280 Contr Other Agency	-	-	-	-	-	-
Total Other Charges	-	-	-	-	-	-
Fixed Assets						
864370 Equipment	-	-	-	-	-	-
Total Fixed Assets	-	-	-	-	-	-
Expend Transfer & Reimb						
865380 Intrafund Transfer	(885,697.61)	(881,899.12)	(1,690,998.00)	(1,361,658.00)	(1,361,658.00)	-
865802 Oper Transfer Out	-	1,083,066.07	123,500.00	-	-	-
Total Expend Transfer & Reimb	(885,697.61)	201,166.95	(1,567,498.00)	(1,361,658.00)	(1,361,658.00)	-
Total Net Appropriations	1,589,971.90	3,399,836.64	2,515,531.00	3,226,515.00	3,226,515.00	-
Total Net County Cost	20,590.00	1,173,270.00	35,857.00	321,249.00	321,249.00	-

**4011 - ENVIRONMENTAL HEALTH**  
**Tammy Moss Chandler, HHSA Director**

State Controller  
County Budget Act  
2010

County of Mendocino  
State of California  
Budget Unit Financing Uses Detail  
CEO Proposed Budget for Fiscal Year 2019-20

County Budget Form  
Schedule 9

Classification:

Function: 4 Health & Sanitation  
Activity: 401 Health and Sanitation - Health

Budget Unit: 4011 Environmental Health  
Fund: 1100 County General

Financing Uses Classification	2016-17 Actuals	2017-18 Actuals	2018-19 Estimate	2019-20 Request	2019-20 Proposed	2019-20 Adopted
(1)	(2)	(3)	(4)	(5)	(6)	(7)
<b>Revenues</b>						
822606 Land Use Fee	331,767.10	455,302.48	556,926.00	549,565.00	549,565.00	-
825150 Motor Vehicle in Lieu	-	-	-	-	-	-
825341 Realignment Hlth Svcs	390,175.92	232,612.02	493,124.00	335,826.00	335,826.00	-
825490 State Other	17,271.27	20,940.55	-	-	-	-
825670 Federal Other	45,118.33	13,032.42	30,000.00	30,000.00	30,000.00	-
826283 Consumer Protect Prog	440,271.84	438,225.17	559,000.00	554,355.00	554,355.00	-
826315 Solid Waste Fee	77,516.00	87,604.00	75,000.00	115,000.00	115,000.00	-
826390 Other Charges	520,395.70	497,091.63	753,921.00	933,304.00	933,304.00	-
827400 Prior Year Revenue	-	-	-	-	-	-
827700 Other	309.90	417.06	-	-	-	-
827802 Oper Transfer In	-	137,774.03	-	-	-	-
<b>Total Revenues</b>	<b>1,822,826.06</b>	<b>1,882,999.36</b>	<b>2,467,971.00</b>	<b>2,518,050.00</b>	<b>2,518,050.00</b>	<b>-</b>
<b>Salaries &amp; Employee Benefits</b>						
861011 Regular Employees	875,145.70	999,911.69	1,252,306.00	1,205,414.00	1,205,414.00	-
861012 Extra Help	20,226.61	32,784.10	49,312.00	41,519.00	41,519.00	-
861013 Overtime Reg Emp	34,365.83	46,799.59	17,436.00	23,463.00	23,463.00	-
861021 Co Cont Retirement	243,567.66	288,569.03	401,193.00	371,846.00	371,846.00	-
861022 Co Cont OASDI	51,785.98	60,480.71	80,536.00	71,944.00	71,944.00	-
861023 Co Cont Medicare	12,914.66	15,172.95	20,120.00	17,970.00	17,970.00	-
861024 Co Cont Retire Incr	96,483.08	93,962.49	119,025.00	93,602.00	93,602.00	-
861030 Co Cont Health Ins	137,639.34	106,643.32	123,343.00	164,802.00	164,802.00	-
861031 Co Cont Unemp Ins	3,286.00	832.00	1,846.00	2,203.00	2,203.00	-
861035 Co Cont Workers Comp	10,877.00	6,331.00	28,645.00	62,762.00	62,762.00	-
<b>Total Salaries &amp; Employee Benefits</b>	<b>1,486,291.86</b>	<b>1,651,486.88</b>	<b>2,093,762.00</b>	<b>2,055,525.00</b>	<b>2,055,525.00</b>	<b>-</b>
<b>Services &amp; Supplies</b>						
862050 Clothing/Pers Items	-	-	-	-	-	-
862060 Communications	4,503.42	4,408.07	6,600.00	6,100.00	6,100.00	-
862101 Insurance - General	7,253.00	7,129.00	15,043.00	17,329.00	17,329.00	-
862120 Maint - Equip	157.63	548.23	3,000.00	3,000.00	3,000.00	-
862130 Maint Strc/Impr/Grnds	324.60	-	-	-	-	-
862150 Memberships	1,553.93	1,781.00	2,950.00	2,950.00	2,950.00	-
862170 Office Expense	32,443.18	35,634.42	35,750.00	30,750.00	30,750.00	-
862185 Medical/Dental Svcs	170.55	2,181.51	950.00	950.00	950.00	-
862187 Education & Training	9,211.00	10,110.72	25,000.00	30,000.00	30,000.00	-
862189 Prof/Spec Svcs - Other	14,709.00	64,591.09	139,169.00	137,169.00	137,169.00	-
862190 Publ/Legal Notice	1,904.89	938.94	1,000.00	1,500.00	1,500.00	-
862210 Rent/Lease - Bldg & Grnds	-	-	500.00	-	-	-
862220 Small Tools & Instrmnt	-	639.72	5,500.00	4,000.00	4,000.00	-
862230 Info Tech Equip	7,032.25	4,456.30	48,204.00	95,204.00	95,204.00	-
862239 Spec Dept Expense	193,112.84	202,319.30	175,245.00	320,727.00	320,727.00	-
862250 Trans/Travel	37,212.31	41,125.40	46,750.00	36,750.00	36,750.00	-
862253 Travel Out of County	14,814.10	12,620.22	29,000.00	36,500.00	36,500.00	-
<b>Total Services &amp; Supplies</b>	<b>324,402.70</b>	<b>388,483.92</b>	<b>534,661.00</b>	<b>722,929.00</b>	<b>722,929.00</b>	<b>-</b>

Fixed Assets						
864360 Structure/Improvement	-	-	-	-	-	-
864370 Equipment	187,862.85	59,600.00	51,650.00	-	-	-
Total Fixed Assets	187,862.85	59,600.00	51,650.00	-	-	-
Expend Transfer & Reimb						
865380 Intrafund Transfer	(9,168.75)	(548.46)	-	(90,220.00)	(90,220.00)	-
865802 Oper Transfer Out	701.40	6,343.70	-	-	-	-
Total Expend Transfer & Reimb	(8,467.35)	5,795.24	-	(90,220.00)	(90,220.00)	-
Total Net Appropriations	1,990,090.06	2,105,366.04	2,680,073.00	2,688,234.00	2,688,234.00	-
Total Net County Cost	167,264.00	222,366.68	212,102.00	170,184.00	170,184.00	-



**4012 - ALCOHOL AND OTHER DRUG PROGRAM**  
**Tammy Moss Chandler, HHS Director**

State Controller  
County Budget Act  
2010

County of Mendocino  
State of California  
Budget Unit Financing Uses Detail  
CEO Proposed Budget for Fiscal Year 2019-20

County Budget Form  
Schedule 9

Classification:

Function: 4 Health & Sanitation  
Activity: 401 Health and Sanitation - Health

Budget Unit: 4012 Alcohol/Other Drug Program  
Fund: 1100 County General

Financing Uses Classification	2016-17 Actuals	2017-18 Actuals	2018-19 Estimate	2019-20 Request	2019-20 Proposed	2019-20 Adopted
(1)	(2)	(3)	(4)	(5)	(6)	(7)
<b>Revenues</b>						
823205 Drug/Alcohol Fine	11,482.99	15,258.20	107,781.00	-	-	-
823206 Co Alcohol Educ	8,898.55	12,123.30	87,630.00	21,669.00	21,669.00	-
823207 Drug Abuse Educ	8,313.00	8,177.20	-	-	-	-
825341 Realignment Hlth Svcs	-	-	-	-	-	-
825342 Realignment Mental Health	432,286.03	375,557.12	586,779.00	592,182.00	592,182.00	-
825344 2011 Realign Pub Safety	53,565.31	37,774.27	49,174.00	55,738.00	55,738.00	-
825393 State Aid - Drug & Alc	1,340,700.54	1,074,731.12	1,274,472.00	1,101,794.00	1,101,794.00	-
825490 State Other	-	-	-	-	-	-
825670 Federal Other	-	100.00	-	-	-	-
826265 Drug Diversion Svc	13,788.56	11,545.23	20,000.00	20,000.00	20,000.00	-
826348 Driving Under Infl	18,481.89	17,093.73	17,890.00	17,890.00	17,890.00	-
826390 Other Charges	-	102,839.98	27,774.00	599,221.00	599,221.00	-
827700 Other	33,360.06	14.05	-	-	-	-
827800 Other	-	-	70,000.00	70,000.00	70,000.00	-
827801 Grant Revenue	-	-	-	-	-	-
827802 Operating Transfer In	66,762.81	71,548.88	329,600.00	104,500.00	104,600.00	-
827805 Medi-Cal	23,620.07	44,570.00	20,000.00	50,000.00	50,000.00	-
<b>Total Revenues</b>	<b>2,011,259.81</b>	<b>1,771,333.08</b>	<b>2,591,100.00</b>	<b>2,632,994.00</b>	<b>2,633,094.00</b>	<b>-</b>
<b>Salaries &amp; Employee Benefits</b>						
861011 Regular Employees	1,061,623.76	1,091,535.39	1,374,452.00	1,584,787.00	1,584,787.00	-
861012 Extra Help	11,675.35	9,221.80	-	24,166.00	24,166.00	-
861013 Overtime Reg Emp	3,645.30	7,714.63	-	-	-	-
861021 Co Cont Retirement	299,611.68	319,271.53	456,670.00	482,351.00	482,351.00	-
861022 Co Cont OASDI	62,265.27	64,574.80	91,193.00	94,419.00	94,419.00	-
861023 Co Cont Medicare	14,731.41	15,235.72	21,328.00	22,434.00	22,434.00	-
861024 Co Cont Retire Incr	114,107.53	102,447.52	130,468.00	123,592.00	123,592.00	-
861030 Co Cont Health Ins	194,838.66	164,933.92	203,896.00	267,530.00	267,530.00	-
861031 Co Cont Unemp Ins	7,493.00	7,359.00	7,941.00	8,741.00	8,741.00	-
861035 Co Cont Workers Comp	173,041.00	278,623.00	261,961.00	247,869.00	247,869.00	-
<b>Total Salaries &amp; Employee Benefits</b>	<b>1,943,032.96</b>	<b>2,060,917.31</b>	<b>2,547,909.00</b>	<b>2,855,889.00</b>	<b>2,855,889.00</b>	<b>-</b>
<b>Services &amp; Supplies</b>						
862060 Communications	8,190.66	6,965.41	5,072.00	5,650.00	5,650.00	-
862090 Household Expense	3,709.09	414.96	2,500.00	500.00	500.00	-
862101 Insurance - General	5,855.00	6,180.00	8,055.00	9,215.00	9,215.00	-
862109 Insurance Other	25,510.00	22,957.00	-	25,000.00	25,000.00	-
862120 Maintenance-Equipment	-	37.12	-	250.00	250.00	-
862130 Maint Strc/Impr/Grnds	2,481.39	6,883.13	1,700.00	-	-	-
862140 Med Dntl & Lab Supls	16,172.86	-	1,500.00	-	-	-
862150 Memberships	6,978.00	14,574.00	11,500.00	11,500.00	11,500.00	-
862170 Office Expense	18,205.19	11,110.65	13,420.00	14,388.00	14,388.00	-
862185 Medical/Dental Svcs	876.10	311.90	2,200.00	500.00	500.00	-
862187 Education & Training	1,369.76	1,201.50	1,250.00	1,600.00	1,600.00	-
862189 Prof/Spec Svcs - Other	53,998.26	79,469.27	224,907.00	177,925.00	177,925.00	-
862190 Publ/Legal Notice	203.41	2,944.23	3,000.00	3,000.00	3,000.00	-
862230 Info Tech Equip	-	227.06	2,000.00	29,000.00	29,000.00	-
862239 Spec Dept Expense	481,129.52	393,006.37	246,172.00	481,129.00	481,129.00	-
862250 Trans/Travel	9,639.00	8,492.44	10,850.00	3,800.00	3,800.00	-
862253 Travel Out of County	5,164.18	2,727.07	7,950.00	3,700.00	3,700.00	-
862260 Utilities	18,459.55	20,198.73	15,444.00	12,975.00	12,975.00	-
<b>Total Services &amp; Supplies</b>	<b>657,941.97</b>	<b>577,700.84</b>	<b>557,520.00</b>	<b>780,132.00</b>	<b>780,132.00</b>	<b>-</b>

Other Charges						
863280 Contr Other Agency	-	-	70,000.00	70,000.00	70,000.00	-
Total Other Charges	-	-	70,000.00	70,000.00	70,000.00	-
Fixed Assets						
864370 Equipment	31,951.74	-	-	-	-	-
Total Fixed Assets	31,951.74	-	-	-	-	-
Expend Transfer & Reimb						
865380 Intrafund Transfer	(569,119.09)	(729,042.86)	(717,824.00)	(814,850.00)	(814,850.00)	-
865802 Oper Transfer Out	-	116,076.44	112,967.00	-	-	-
Total Expend Transfer & Reimb	(569,119.09)	(612,966.42)	(604,857.00)	(814,850.00)	(814,850.00)	-
Total Net Appropriations	<u>2,063,807.58</u>	<u>2,025,651.73</u>	<u>2,570,572.00</u>	<u>2,891,171.00</u>	<u>2,891,171.00</u>	<u>-</u>
Total Net County Cost	<u>52,547.77</u>	<u>254,318.65</u>	<u>(20,528.00)</u>	<u>258,177.00</u>	<u>258,077.00</u>	<u>-</u>

**4013 - PUBLIC HEALTH NURSING**  
**Tammy Moss Chandler, HHSA Director**

State Controller  
County Budget Act  
2010

County of Mendocino  
State of California  
Budget Unit Financing Uses Detail  
CEO Proposed Budget for Fiscal Year 2019-20

County Budget Form  
Schedule 9

Classification:

Function: 4 Health & Sanitation

Activity: 401 Health and Sanitation - Health

Budget Unit: 4013 Public Health Nursing

Fund: 1100 County General

Financing Uses Classification	2016-17 Actuals	2017-18 Actuals	2018-19 Estimate	2019-20 Request	2019-20 Proposed	2019-20 Adopted
(1)	(2)	(3)	(4)	(5)	(6)	(7)
<b>Revenues</b>						
824200 Rent/Concession	3,000.00	2,000.00	-	-	-	-
825150 Motor Vehicle in Lieu	-	-	-	-	-	-
825341 Realignment Hlth Svcs	1,069,444.15	172,264.27	1,000,000.00	246,881.00	246,881.00	-
825490 State Other	298,876.99	366,142.01	356,431.00	624,519.00	624,519.00	-
825810 Other Govt Aid	-	-	-	-	-	-
826300 Nursing Fee	10,898.90	11,576.48	11,500.00	11,000.00	11,000.00	-
826390 Other Charges	4,535.22	14,041.85	24,871.00	27,005.00	27,005.00	-
827600 Other Sales	-	-	-	-	-	-
827700 Other	7,964.62	54.01	-	-	-	-
827707 Donation	2,155.00	802.00	1,000.00	500.00	500.00	-
827801 Grant Revenue	-	-	-	-	-	-
827802 Oper Transfer In	-	-	-	-	-	-
<b>Total Revenues</b>	<b>1,396,874.88</b>	<b>566,880.62</b>	<b>1,393,802.00</b>	<b>909,905.00</b>	<b>909,905.00</b>	<b>-</b>
<b>Salaries &amp; Employee Benefits</b>						
861011 Regular Employees	614,360.44	809,011.92	1,144,257.00	998,348.00	998,348.00	-
861012 Extra Help	2,436.19	38,121.85	61,872.00	31,762.00	31,762.00	-
861013 Overtime Reg Emp	24,524.15	24,150.77	23,456.00	25,168.00	25,168.00	-
861021 Co Cont Retirement	180,815.17	248,141.22	373,788.00	313,011.00	313,011.00	-
861022 Co Cont OASDI	37,831.89	49,466.58	75,128.00	61,498.00	61,498.00	-
861023 Co Cont Medicare	8,821.20	12,135.34	18,466.00	14,843.00	14,843.00	-
861024 Co Cont Retire Incr	70,987.62	81,560.38	105,745.00	70,042.00	70,042.00	-
861030 Co Cont Health Ins	90,975.53	83,841.96	114,542.00	139,952.00	139,952.00	-
861031 Co Cont Unemp Ins	3,069.00	1,180.00	1,183.00	1,914.00	1,914.00	-
861035 Co Cont Workers Comp	133,054.00	90,087.00	133,113.00	158,389.00	158,389.00	-
<b>Total Salaries &amp; Employee Benefits</b>	<b>1,166,875.19</b>	<b>1,437,697.02</b>	<b>2,051,550.00</b>	<b>1,814,927.00</b>	<b>1,814,927.00</b>	<b>-</b>
<b>Services &amp; Supplies</b>						
862060 Communications	9,627.92	9,559.97	15,255.00	15,255.00	15,255.00	-
862090 Household Expense	7,390.03	8,544.87	13,500.00	13,500.00	13,500.00	-
862101 Insurance - General	3,305.00	3,609.00	3,615.00	5,480.00	5,480.00	-
862109 Insurance Other	22,358.00	22,604.00	22,388.00	18,425.00	18,425.00	-
862120 Maint - Equip	-	385.75	-	-	-	-
862130 Maint Strc/Impr/Grnds	1,997.07	4,848.47	2,000.00	2,000.00	2,000.00	-
862140 Med Dntl & Lab Supls	6,711.80	7,889.12	21,500.00	21,500.00	21,500.00	-
862150 Memberships	1,550.00	1,100.00	1,600.00	1,600.00	1,600.00	-
862170 Office Expense	8,059.11	22,285.65	10,400.00	13,000.00	13,000.00	-
862185 Medical/Dental Svcs	479.86	1,662.00	1,750.00	1,750.00	1,750.00	-
862187 Education & Training	2,395.00	8,356.00	18,100.00	19,100.00	19,100.00	-
862189 Prof/Spec Svcs - Other	45,324.26	31,953.41	53,400.00	197,026.00	197,026.00	-
862190 Publ/Legal Notice	1,428.58	731.78	2,000.00	2,000.00	2,000.00	-
862230 Info Tech Equip	227.07	356.90	25,000.00	25,000.00	25,000.00	-
862239 Spec Dept Expense	163,113.17	241,004.28	671,510.00	473,060.00	473,060.00	-
862250 Trans/Travel	8,029.13	6,657.86	12,000.00	13,500.00	13,500.00	-
862253 Travel Out of County	4,573.77	14,004.35	29,100.00	29,100.00	29,100.00	-
862260 Utilities	11,725.38	15,139.82	14,040.00	15,444.00	15,444.00	-
<b>Total Services &amp; Supplies</b>	<b>298,295.15</b>	<b>400,693.23</b>	<b>917,158.00</b>	<b>866,740.00</b>	<b>866,740.00</b>	<b>-</b>

Other Charges						
863113 Pmt Other Gov Agency	113,850.00	117,834.00	121,959.00	126,228.00	126,228.00	-
863280 Contr Other Agency	-	-	-	-	-	-
Total Other Charges	113,850.00	117,834.00	121,959.00	126,228.00	126,228.00	-
Fixed Assets						
864360 Structures & Imprvments	-	-	-	-	-	-
864370 Equipment	93,714.12	114,791.85	18,000.00	85,000.00	85,000.00	-
Total Fixed Assets	93,714.12	114,791.85	18,000.00	85,000.00	85,000.00	-
Expend Transfer & Reimb						
865380 Intrafund Transfer	(51,919.58)	(125,143.82)	(30,000.00)	(368,778.00)	(368,778.00)	-
865802 Oper Transfer Out	-	67,416.34	-	72,300.00	-	-
Total Expend Transfer & Reimb	(51,919.58)	(57,727.48)	(30,000.00)	(296,478.00)	(368,778.00)	-
Total Net Appropriations	1,620,814.88	2,013,288.62	3,078,667.00	2,596,417.00	2,524,117.00	-
Total Net County Cost	223,940.00	1,446,408.00	1,684,865.00	1,686,512.00	1,614,212.00	-

**4016 - EMERGENCY MEDICAL SERVICES**  
**Tammy Moss Chandler, HHS Director**

State Controller  
County Budget Act  
2010

County of Mendocino  
State of California  
Budget Unit Financing Uses Detail  
CEO Proposed Budget for Fiscal Year 2019-20

County Budget Form  
Schedule 9

Classification:

Function: 4 Health & Sanitation  
Activity: 401 Health and Sanitation - Health

Budget Unit: 4016 Emergency Medical Services  
Fund: 1100 County General

Financing Uses Classification	2016-17 Actuals	2017-18 Actuals	2018-19 Estimate	2019-20 Request	2019-20 Proposed	2019-20 Adopted
(1)	(2)	(3)	(4)	(5)	(6)	(7)
<b>Revenues</b>						
821110 Curr Secured Prop Tax	182,965.09	190,888.25	175,000.00	178,685.00	178,685.00	-
821120 Curr Unsec Prop Tax	5,950.50	5,589.24	5,900.00	5,900.00	5,900.00	-
821130 Supplemental Roll Tax	2,004.27	2,542.21	2,000.00	4,000.00	4,000.00	-
821210 Prior Sec Prop Tax	(52.76)	-	(500.00)	-	-	-
821220 Prior Unsec Prop Tax	434.09	(163.08)	200.00	200.00	200.00	-
821510 Sales Tax - Public Safety	570,016.43	-	-	-	-	-
821700 Hwy Prop Rental	-	-	10.00	-	-	-
823204 Misc Court Fine	-	96,679.94	112,394.00	115,450.00	115,450.00	-
825341 Realignment Hlth Svcs	40,496.84	-	-	-	-	-
825472 County Hospital	43,773.43	-	40,000.00	40,000.00	40,000.00	-
825481 Homeowner Exemption	1,654.44	1,633.90	1,500.00	1,600.00	1,600.00	-
825490 State Other	-	-	-	-	-	-
826360 Educational Services	-	-	-	-	-	-
826361 EMS Per Call Fee	20,123.06	11,616.38	22,000.00	15,000.00	15,000.00	-
826390 Other Charges	89,976.97	73,461.39	80,000.00	81,025.00	81,025.00	-
827700 Other	84.80	169.60	500.00	300.00	300.00	-
827801 Grant Revenue	-	-	-	-	-	-
<b>Total Revenues</b>	<b>957,427.16</b>	<b>382,417.83</b>	<b>439,004.00</b>	<b>442,160.00</b>	<b>442,160.00</b>	<b>-</b>
<b>Salaries &amp; Employee Benefits</b>						
861011 Regular Employees	-	-	-	-	-	-
861013 Overtime Reg Emp	-	-	-	-	-	-
861021 Co Cont Retirement	-	-	-	-	-	-
861022 Co Cont OASDI	-	-	-	-	-	-
861023 Co Cont Medicare	-	-	-	-	-	-
861024 Co Cont Retire Incr	-	-	-	-	-	-
861030 Co Cont Health Ins	-	-	-	-	-	-
861031 Co Cont Unemp Ins	71.00	-	-	-	-	-
861035 Co Cont Workers Comp	25.00	-	-	-	-	-
<b>Total Salaries &amp; Employee Benefits</b>	<b>96.00</b>	<b>-</b>	<b>-</b>	<b>-</b>	<b>-</b>	<b>-</b>
<b>Services &amp; Supplies</b>						
862060 Communications	1,451.41	1,449.43	1,650.00	1,650.00	1,650.00	-
862101 Insurance - General	335.00	351.00	394.00	400.00	400.00	-
862120 Maint Equip	103.47	-	2,000.00	2,000.00	2,000.00	-
862140 Med Dntl & Lab Supls	6,846.00	5,258.58	6,025.00	6,025.00	6,025.00	-
862170 Office Expense	5.47	57.32	50.00	50.00	50.00	-
862185 Medical & Dental Svcs	-	-	-	-	-	-
862187 Education & Training	-	-	-	-	-	-
862189 Prof/Spec Svcs - Other	40.00	26,611.64	-	-	282,250.00	-
862230 Info Tech Equip	-	-	-	3,000.00	3,000.00	-
862239 Spec Dept Expense	3,975.31	4,476.90	2,100.00	2,150.00	2,150.00	-
862250 Trans/Travel	-	-	100.00	100.00	100.00	-
862253 Travel Out of County	-	-	100.00	100.00	100.00	-
862260 Utilities	450.19	297.11	500.00	500.00	500.00	-
<b>Total Services &amp; Supplies</b>	<b>13,206.85</b>	<b>38,501.98</b>	<b>12,919.00</b>	<b>15,975.00</b>	<b>298,225.00</b>	<b>-</b>

Other Charges						
863113 Pmt Other Gov Agency	1,053,772.69	592,149.85	832,569.00	832,669.00	832,669.00	-
863119 Supp/Care - Other	40,638.62	-	40,000.00	40,000.00	40,000.00	-
863280 Contr Other Agency	107,500.00	107,500.00	107,500.00	107,500.00	107,500.00	-
<hr/>						
Total Other Charges	1,201,911.31	699,649.85	980,069.00	980,169.00	980,169.00	-
Expend Transfer & Reimb						
865380 Intrafund Transfer	-	-	-	-	-	-
<hr/>						
Total Expend Transfer & Reimb	-	-	-	-	-	-
Total Net Appropriations	1,215,214.16	738,151.83	992,988.00	996,144.00	1,278,394.00	-
<hr/>						
Total Net County Cost	257,787.00	355,734.00	553,984.00	553,984.00	836,234.00	-
<hr/>						

**4050 - MENTAL HEALTH SERVICES**  
**Tammy Moss Chandler, HHS Director**

State Controller  
County Budget Act  
2010

County of Mendocino  
State of California  
Budget Unit Financing Uses Detail  
CEO Proposed Budget for Fiscal Year 2019-20

County Budget Form  
Schedule 9

Classification:

Function: 4 Health & Sanitation  
Activity: 406 Health and Sanitation - Mental Health

Budget Unit: 4050 Mental Health Service  
Fund: 1221 Mental Health Service

Financing Uses Classification	2016-17 Actuals	2017-18 Actuals	2018-19 Estimate	2019-20 Request	2019-20 Proposed	2019-20 Adopted
(1)	(2)	(3)	(4)	(5)	(6)	(7)
<b>Revenues</b>						
824100 Interest	(46,911.28)	(47,822.63)	(21,000.00)	(21,000.00)	(21,000.00)	-
825150 Motor Vehicle in Lieu	-	-	-	-	-	-
825330 State Aid Mental Hlth	6,234,903.74	7,189,584.85	5,998,965.00	6,178,965.00	6,178,965.00	-
825331 Medi-Cal Mental Hlth	7,326,130.74	8,801,449.58	8,125,307.00	10,300,498.00	10,300,498.00	-
825342 Realignment Mental Hlth	4,151,453.85	3,973,055.57	4,180,046.00	4,180,046.00	4,180,046.00	-
825344 2011 Realign Pub Safety	145,238.47	129,339.73	117,940.00	135,268.00	135,268.00	-
825370 Managed Care - State	-	-	-	-	-	-
825490 State Other	-	109,782.87	-	2,243,938.00	2,243,938.00	-
825810 Other Govt Aid	-	-	-	-	-	-
826290 Mental Health Svc	412.38	44,293.14	-	-	-	-
826390 Other Charges	498,590.49	1,652,678.47	378,442.00	742,156.00	742,156.00	-
827600 Other Sales	143.00	449.90	500.00	500.00	500.00	-
827700 Other	35,508.86	93,474.56	12,000.00	150,000.00	150,000.00	-
827802 Oper Transfer In	3,995,085.18	4,634,826.57	4,508,203.00	503,460.00	503,460.00	-
<b>Total Revenues</b>	<b>22,340,555.43</b>	<b>26,581,112.61</b>	<b>23,300,403.00</b>	<b>24,413,831.00</b>	<b>24,413,831.00</b>	<b>-</b>
<b>Salaries &amp; Employee Benefits</b>						
861011 Regular Employees	1,600,566.93	1,649,604.11	2,448,018.00	2,061,450.00	2,061,450.00	-
861012 Extra Help	39,994.13	48,964.19	29,962.00	16,510.00	16,510.00	-
861013 Overtime Reg Emp	17,391.94	12,635.13	-	-	-	-
861021 Co Cont Retirement	453,216.64	491,986.95	824,371.00	634,920.00	634,920.00	-
861022 Co Cont OASDI	95,601.52	98,435.66	164,544.00	123,868.00	123,868.00	-
861023 Co Cont Medicare	22,866.73	23,764.33	39,156.00	29,208.00	29,208.00	-
861024 Co Cont Retire Incr	176,112.21	160,835.24	235,309.00	160,006.00	160,006.00	-
861030 Co Cont Health Ins	276,609.36	246,513.70	343,172.00	311,987.00	311,987.00	-
861031 Co Cont Unemp Ins	19,674.00	9,340.00	8,793.00	5,803.00	5,803.00	-
861035 Co Cont Workers Comp	124,594.00	138,928.00	128,041.00	84,706.00	84,706.00	-
<b>Total Salaries &amp; Employee Benefits</b>	<b>2,826,627.46</b>	<b>2,881,007.31</b>	<b>4,221,366.00</b>	<b>3,428,458.00</b>	<b>3,428,458.00</b>	<b>-</b>
<b>Services &amp; Supplies</b>						
862060 Communications	29,146.30	26,592.95	34,900.00	26,800.00	26,800.00	-
862080 Food	1,558.67	1,451.06	2,800.00	3,000.00	3,000.00	-
862090 Household Expense	959.10	1,479.73	1,100.00	1,200.00	1,200.00	-
862101 Insurance - General	34,591.00	25,363.00	23,789.00	23,789.00	23,789.00	-
862109 Insurance Other	1,863.00	21,072.00	21,072.00	24,264.00	24,264.00	-
862120 Maint - Equip	-	94.95	-	-	-	-
862130 Maint Strc Impr & Grnds	62,679.77	69,133.54	65,000.00	78,616.00	78,616.00	-
862140 Med Dntl & Lab Supls	4,697.09	-	-	-	-	-
862150 Memberships	5,841.00	5,906.00	6,150.00	6,150.00	6,150.00	-
862170 Office Expense	46,833.11	32,044.71	45,550.00	36,850.00	36,850.00	-
862182 Data Processing Svcs	19,362.10	14,708.05	25,300.00	25,300.00	25,300.00	-
862185 Medical/Dental Svcs	407,465.45	239,205.10	59,000.00	31,250.00	31,250.00	-
862187 Education & Training	3,978.19	4,386.50	7,500.00	7,000.00	7,000.00	-
862189 Prof/Spec Svcs - Other	323,321.98	254,450.39	1,144,972.00	371,400.00	371,400.00	-
862190 Publ/Legal Notice	14,960.20	3,677.02	13,250.00	12,750.00	12,750.00	-
862194 A-87 Costs	246,789.00	299,814.00	364,246.00	364,246.00	364,246.00	-
862200 Rent/Lease - Equip	-	-	-	-	-	-
862210 Rent/Lease - Bldg Grnds	30.00	-	30.00	30.00	30.00	-
862230 Info Tech Equip	69,726.78	78,048.36	130,000.00	130,300.00	130,300.00	-
862239 Spec Dept Expense	447,404.68	341,133.66	375,757.00	391,724.00	391,724.00	-
862250 Trans/Travel	29,892.95	42,475.54	21,900.00	17,800.00	17,800.00	-
862253 Travel Out of County	16,413.71	14,081.44	17,870.00	17,520.00	17,520.00	-
862260 Utilities	35,681.16	37,979.23	44,240.00	44,200.00	44,200.00	-
<b>Total Services &amp; Supplies</b>	<b>1,803,195.24</b>	<b>1,513,097.23</b>	<b>2,404,426.00</b>	<b>1,614,189.00</b>	<b>1,614,189.00</b>	<b>-</b>

Other Charges						
863113 Pmt Other Gov Agency	355,427.96	608,487.34	14,898,874.00	980,141.00	980,141.00	-
863115 Svc Connected Exp	-	-	-	-	-	-
863119 Supp/Care - Other	-	-	-	-	-	-
863160 Accute Hospitalization	28,272.00	-	-	-	-	-
863161 Non-Accute Hospitalization	-	-	-	-	-	-
863162 Residential Care	2,162,739.24	2,209,183.07	2,247,900.00	2,247,900.00	2,247,900.00	-
863163 Individual Providers	-	-	-	-	-	-
863164 Organizational Providers	-	-	-	-	-	-
863280 Contr to Other Agncs	14,957,858.83	19,809,229.52	-	15,415,316.00	15,415,316.00	-
863310 Interest	-	-	-	-	-	-
<hr/>						
Total Other Charges	17,504,298.03	22,626,899.93	17,146,774.00	18,643,357.00	18,643,357.00	-
Fixed Assets						
864370 Equipment	-	30,507.64	-	-	-	-
<hr/>						
Total Fixed Assets	-	30,507.64	-	-	-	-
Expend Transfer & Reimb						
865380 Intrafund Transfer	-	-	-	(12,954.00)	(12,954.00)	-
865802 Oper Transfer Out	74,320.13	89,609.50	56,150.00	1,245,000.00	52,999.00	-
<hr/>						
Total Expend Transfer & Reimb	74,320.13	89,609.50	56,150.00	1,232,046.00	40,045.00	-
Total Net Appropriations	22,208,440.86	27,141,121.61	23,828,716.00	24,918,050.00	23,726,049.00	-
<hr/>						
Total Fund Balance Contribution	(132,114.57)	560,009.00	528,313.00	504,219.00	(687,782.00)	-
<hr/>						



**4051 - MENTAL HEALTH SERVICES ACT**  
**Tammy Moss Chandler, HHS Director**

State Controller  
County Budget Act  
2010

County of Mendocino  
State of California  
Budget Unit Financing Uses Detail  
CEO Proposed Budget for Fiscal Year 2019-20

County Budget Form  
Schedule 9

Function: 4 Health & Sanitation  
Activity: 406 Health and Sanitation - Mental Health

Budget Unit: 4051 Mental Health Services Act  
Fund: 1223 Mental Health Service

Financing Uses Classification	2016-17 Actuals	2017-18 Actuals	2018-19 Estimate	2019-20 Request	2019-20 Proposed	2019-20 Adopted
(1)	(2)	(3)	(4)	(5)	(6)	(7)
<b>Revenues</b>						
824100 Interest	50,851.33	113,758.67	20,858.00	-	-	-
825330 State Aid Mental Hlth	4,487,955.62	4,893,070.04	4,661,529.00	4,836,832.00	4,836,832.00	-
825342 Realignment Mental Hlth	-	-	-	-	-	-
827802 Oper Transfer In	-	-	-	-	-	-
<b>Total Revenues</b>	<b>4,538,806.95</b>	<b>5,006,828.71</b>	<b>4,682,387.00</b>	<b>4,836,832.00</b>	<b>4,836,832.00</b>	<b>-</b>
<b>Salaries &amp; Employee Benefits</b>						
861011 Regular Employees	61,433.74	-	-	213,519.00	213,519.00	-
861012 Extra Help	-	-	-	-	-	-
861013 Overtime Reg Emp	10.15	-	-	-	-	-
861021 Co Cont Retirement	15,758.71	-	-	66,292.00	66,292.00	-
861022 Co Cont OASDI	3,252.02	-	-	13,038.00	13,038.00	-
861023 Co Cont Medicare	833.47	-	-	3,050.00	3,050.00	-
861024 Co Cont Retire Incr	6,452.90	-	-	17,808.00	17,808.00	-
861030 Co Cont Health Ins	11,981.37	-	-	24,023.00	24,023.00	-
861031 Co Cont Unemp Ins	2,707.00	(16,672.93)	-	-	-	-
861035 Co Cont Workers Comp	-	1,916.00	-	-	-	-
<b>Total Salaries &amp; Employee Benefits</b>	<b>102,429.36</b>	<b>(14,756.93)</b>	<b>-</b>	<b>337,730.00</b>	<b>337,730.00</b>	<b>-</b>
<b>Services &amp; Supplies</b>						
862060 Communications	-	2.68	250.00	250.00	250.00	-
862080 Food	372.94	158.95	2,250.00	1,750.00	1,750.00	-
862090 Household Expense	114.38	18.00	-	-	-	-
862101 Insurance - General	1,141.00	529.00	267.00	-	-	-
862120 Maint - Equip	-	-	-	-	-	-
862130 Maint Strc/Impr/Grnds	-	-	-	-	-	-
862150 Memberships	1,497.00	1,497.00	1,500.00	1,500.00	1,500.00	-
862170 Office Expense	5,978.16	20,832.97	2,000.00	7,000.00	7,000.00	-
862182 Data Processing Svcs	3,956.92	5,257.68	-	-	-	-
862185 Medical/Dental Svcs	-	-	-	-	-	-
862187 Education & Training	71,689.98	22,360.00	52,145.00	32,145.00	32,145.00	-
862189 Prof/Spec Svcs - Other	93,864.99	1,123,258.83	1,942,990.00	2,634,139.00	2,634,139.00	-
862190 Publ/Legal Notice	-	-	-	-	-	-
862194 A-87 Costs	12,943.00	(6,117.00)	7,000.00	7,000.00	7,000.00	-
862210 Rent/Lease - Bldg Grnds	-	300.00	-	-	-	-
862230 Info Tech Equip	77,095.05	28,552.32	-	134,875.00	134,875.00	-
862239 Spec Dept Expense	140,021.21	1,336,663.29	1,003,683.00	1,053,850.00	661,770.00	-
862250 Trans/Travel	870.23	645.25	5,000.00	1,000.00	1,000.00	-
862253 Travel Out of County	5,725.91	9,879.97	10,000.00	500.00	500.00	-
862260 Utilities	-	-	-	-	-	-
<b>Total Services &amp; Supplies</b>	<b>415,270.77</b>	<b>2,543,838.94</b>	<b>3,027,085.00</b>	<b>3,874,009.00</b>	<b>3,481,929.00</b>	<b>-</b>

Other Charges						
863113 Paymts to Other Govts	70.00	-	-	1,500.00	1,500.00	-
863124 GR-SSI-SSP Applicants	-	-	-	-	-	-
863280 Contr to Other Agncs	-	-	-	3,527,457.00	3,527,457.00	-
<hr/>						
Total Other Charges	70.00	-	-	3,528,957.00	3,528,957.00	-
Fixed Assets						
864360 Structure/Improvement	-	-	-	-	-	-
864370 Equipment	-	29,350.00	-	137,000.00	137,000.00	-
<hr/>						
Total Fixed Assets	-	29,350.00	-	137,000.00	137,000.00	-
Expend Transfer & Reimb						
865380 Intrafund Transfer	-	-	-	-	-	-
865802 Oper Transfer Out	2,923,774.81	3,641,391.54	3,961,161.00	-	392,080.00	-
<hr/>						
Total Expend Transfer & Reimb	2,923,774.81	3,641,391.54	3,961,161.00	-	392,080.00	-
Total Net Appropriations	<u>3,441,544.94</u>	<u>6,199,823.55</u>	<u>6,988,246.00</u>	<u>7,877,696.00</u>	<u>7,877,696.00</u>	<u>-</u>
<hr/>						
Total Fund Balance Contribution	<u>(1,097,262.01)</u>	<u>1,192,994.84</u>	<u>2,305,859.00</u>	<u>3,040,864.00</u>	<u>3,040,864.00</u>	<u>-</u>

**4070 - COUNTY MEDICAL SERVICES PROGRAM**  
**Tammy Moss Chandler, HHSA Director**

State Controller  
County Budget Act  
2010

County of Mendocino  
State of California  
Budget Unit Financing Uses Detail  
CEO Proposed Budget for Fiscal Year 2019-20

County Budget Form  
Schedule 9

Classification:

Function: 4 Health & Sanitation  
Activity: 402 Health and Sanitation - Hospital

Budget Unit: 4070 Hsptl & Mdcl Services  
Fund: 1100 County General

Financing Uses Classification	2016-17 Actuals	2017-18 Actuals	2018-19 Estimate	2019-20 Request	2019-20 Proposed	2019-20 Adopted
(1)	(2)	(3)	(4)	(5)	(6)	(7)
<b>Revenues</b>						
825150 Motor Vehicle in Lieu	-	-	-	-	-	-
825341 Realignment Hlth Svcs	1,321,688.22	3,608,601.36	-	-	-	-
825473 Non-County Hosp	51,200.31	104,877.12	76,000.00	76,000.00	76,000.00	-
825475 EMS - Physician Svcs	106,716.02	99,682.48	300,000.00	300,000.00	300,000.00	-
825490 State Other	-	-	-	-	-	-
825670 Federal Other	2,114,777.84	6,702,129.89	-	-	-	-
827802 Operating Transfer In	-	149,285.10	-	-	-	-
<b>Total Revenues</b>	<b>3,594,382.39</b>	<b>10,664,575.95</b>	<b>376,000.00</b>	<b>376,000.00</b>	<b>376,000.00</b>	<b>-</b>
<b>Services &amp; Supplies</b>						
862060 Communications	-	65.55	-	-	-	-
862101 Insurance - General	-	-	-	-	-	-
862170 Office Expense	-	41.18	-	-	-	-
862189 Prof/Spec Svcs - Other	424,078.88	976,266.00	-	-	-	-
862239 Spec Dept Expense	1,326,581.13	4,192,275.12	-	-	-	-
862253 Travel & Trsp Out of Co	-	685.51	-	-	-	-
<b>Total Services &amp; Supplies</b>	<b>1,750,660.01</b>	<b>5,169,333.36</b>	<b>-</b>	<b>-</b>	<b>-</b>	<b>-</b>
<b>Other Charges</b>						
863113 Pmt Other Gov Agency	-	-	-	247,572.00	-	-
863152 Non-Co Contract Hosp	46,307.18	91,463.67	76,000.00	76,000.00	76,000.00	-
863154 Physician Svcs - EMS	106,716.02	99,634.35	300,000.00	300,000.00	300,000.00	-
<b>Total Other Charges</b>	<b>153,023.20</b>	<b>191,098.02</b>	<b>376,000.00</b>	<b>623,572.00</b>	<b>376,000.00</b>	<b>-</b>
<b>Transfer</b>						
865380 Intrafund Transfer	-	-	-	-	-	-
865802 Oper Transfer Out	433,073.18	711,984.57	-	-	-	-
<b>Total Expend Transfer &amp; Reimb</b>	<b>433,073.18</b>	<b>711,984.57</b>	<b>-</b>	<b>-</b>	<b>-</b>	<b>-</b>
<b>Total Net Appropriations</b>	<b>2,336,756.39</b>	<b>6,072,415.95</b>	<b>376,000.00</b>	<b>623,572.00</b>	<b>376,000.00</b>	<b>-</b>
<b>Total Net County Cost</b>	<b>(1,257,626.00)</b>	<b>(4,592,160.00)</b>	<b>-</b>	<b>247,572.00</b>	<b>-</b>	<b>-</b>

**4071 - INTERGOV TRANSFER ("IGT")**  
**Tammy Moss Chandler, HHS Director**

State Controller  
County Budget Act  
2010

County of Mendocino  
State of California  
Budget Unit Financing Uses Detail  
CEO Proposed Budget for Fiscal Year 2019-20

County Budget Form  
Schedule 9

Function: 4 Health & Sanitation  
Activity: 402 Health and Sanitation - Hospital

Budget Unit: 4071 Intergov Transfer ("IGT")  
Fund: 1226 Intergov Transfer ("IGT")

Financing Uses Classification	2016-17 Actuals	2017-18 Actuals	2018-19 Estimate	2019-20 Request	2019-20 Proposed	2019-20 Adopted
(1)	(2)	(3)	(4)	(5)	(6)	(7)
<b>Revenues</b>						
824100 Interest	-	-	-	-	-	-
825341 Realignment Health Services	-	-	2,640,000.00	2,200,000.00	2,200,000.00	-
825670 Federal Other	-	-	3,520,000.00	3,520,000.00	3,520,000.00	-
827802 Oper Transfer In	-	-	-	-	-	-
<b>Total Revenues</b>	-	-	6,160,000.00	5,720,000.00	5,720,000.00	-
<b>Salaries &amp; Employee Benefits</b>						
861011 Regular Employees	-	-	-	-	-	-
861012 Extra Help	-	-	-	-	-	-
861013 Overtime Reg Emp	-	-	-	-	-	-
861021 Co Cont Retirement	-	-	-	-	-	-
861022 Co Cont OASDI	-	-	-	-	-	-
861023 Co Cont Medicare	-	-	-	-	-	-
861024 Co Cont Retire Incr	-	-	-	-	-	-
861030 Co Cont Health Ins	-	-	-	-	-	-
861031 Co Cont Unemp Ins	-	-	-	-	-	-
861035 Co Cont Workers Comp	-	-	-	-	-	-
<b>Total Salaries &amp; Employee Benefits</b>	-	-	-	-	-	-
<b>Services &amp; Supplies</b>						
862060 Communications	-	-	-	-	-	-
862080 Food	-	-	-	-	-	-
862090 Household Expense	-	-	-	-	-	-
862101 Insurance - General	-	-	-	-	-	-
862120 Maint - Equip	-	-	-	-	-	-
862130 Maint Strc/Impr/Grnds	-	-	-	-	-	-
862150 Memberships	-	-	-	-	-	-
862170 Office Expense	-	-	-	-	-	-
862182 Data Processing Svcs	-	-	-	-	-	-
862185 Medical/Dental Svcs	-	-	-	-	-	-
862187 Education & Training	-	-	-	-	-	-
862189 Prof/Spec Svcs - Other	-	-	150,000.00	150,000.00	150,000.00	-
862190 Publ/Legal Notice	-	-	-	-	-	-
862194 A-87 Costs	-	-	-	-	-	-
862210 Rent/Lease - Bldg Grnds	-	-	-	-	-	-
862230 Info Tech Equip	-	-	-	-	-	-
862239 Spec Dept Expense	-	-	2,640,000.00	2,200,000.00	2,200,000.00	-
862250 Trans/Travel	-	-	-	-	-	-
862253 Travel Out of County	-	-	-	-	-	-
862260 Utilities	-	-	-	-	-	-
<b>Total Services &amp; Supplies</b>	-	-	2,790,000.00	2,350,000.00	2,350,000.00	-

Other Charges						
863124 GR-SSI-SSP Applicants	-	-	-	-	-	-
863280 Contr to Other Agncs	-	-	-	-	-	-
Total Other Charges	-	-	-	-	-	-
Fixed Assets						
864360 Structure/Improvement	-	-	-	-	-	-
864370 Equipment	-	-	-	-	-	-
Total Fixed Assets	-	-	-	-	-	-
Expend Transfer & Reimb						
865380 Intrafund Transfer	-	-	-	-	-	-
865802 Oper Transfer Out	-	-	250,000.00	300,000.00	300,000.00	-
Total Expend Transfer & Reimb	-	-	250,000.00	300,000.00	300,000.00	-
Total Net Appropriations	-	-	3,040,000.00	2,650,000.00	2,650,000.00	-
Total Fund Balance Contribution	-	-	(3,120,000.00)	(3,070,000.00)	(3,070,000.00)	-

**4072 - WHOLE PERSON CARE ("WPC")**  
**Tammy Moss Chandler, HHSA Director**

State Controller  
County Budget Act  
2010

County of Mendocino  
State of California  
Budget Unit Financing Uses Detail  
CEO Proposed Budget for Fiscal Year 2019-20

County Budget Form  
Schedule 9

Function: 4 Health & Sanitation  
Activity: 402 Health and Sanitation - Hospital

Budget Unit: 4072 Whole Person Care ("WPC")  
Fund: 1227 Whole Person Care ("WPC")

Financing Uses Classification	2016-17 Actuals	2017-18 Actuals	2018-19 Estimate	2019-20 Request	2019-20 Proposed	2019-20 Adopted
(1)	(2)	(3)	(4)	(5)	(6)	(7)
<b>Revenues</b>						
824100 Interest	-	-	-	-	-	-
825341 Realignment Health Services	-	-	979,665.00	1,219,510.00	1,219,510.00	-
825670 Federal Other	-	-	2,701,180.00	3,223,180.00	3,223,180.00	-
827802 Oper Transfer In	-	-	416,857.00	392,080.00	392,080.00	-
<b>Total Revenues</b>	-	-	4,097,702.00	4,834,770.00	4,834,770.00	-
<b>Salaries &amp; Employee Benefits</b>						
861011 Regular Employees	-	-	209,338.00	118,587.00	118,587.00	-
861012 Extra Help	-	-	-	-	-	-
861013 Overtime Reg Emp	-	-	-	-	-	-
861021 Co Cont Retirement	-	-	62,836.00	36,575.00	36,575.00	-
861022 Co Cont OASDI	-	-	12,888.00	7,136.00	7,136.00	-
861023 Co Cont Medicare	-	-	3,014.00	1,669.00	1,669.00	-
861024 Co Cont Retire Incr	-	-	19,094.00	8,790.00	8,790.00	-
861030 Co Cont Health Ins	-	-	12,376.00	21,139.00	21,139.00	-
861031 Co Cont Unemp Ins	-	-	-	-	-	-
861035 Co Cont Workers Comp	-	-	-	-	-	-
<b>Total Salaries &amp; Employee Benefits</b>	-	-	319,546.00	193,896.00	193,896.00	-
<b>Services &amp; Supplies</b>						
862060 Communications	-	-	-	1,000.00	1,000.00	-
862080 Food	-	-	-	-	-	-
862090 Household Expense	-	-	-	-	-	-
862101 Insurance - General	-	-	-	-	-	-
862120 Maint - Equip	-	-	-	-	-	-
862130 Maint Strc/Impr/Grnds	-	-	-	-	-	-
862150 Memberships	-	-	-	-	-	-
862170 Office Expense	-	-	-	1,000.00	1,000.00	-
862182 Data Processing Svcs	-	-	-	30,000.00	30,000.00	-
862185 Medical/Dental Svcs	-	-	-	-	-	-
862187 Education & Training	-	-	-	7,500.00	7,500.00	-
862189 Prof/Spec Svcs - Other	-	-	1,977,641.00	2,500,000.00	2,500,000.00	-
862190 Publ/Legal Notice	-	-	-	-	-	-
862194 A-87 Costs	-	-	-	-	-	-
862210 Rent/Lease - Bldg Grnds	-	-	-	-	-	-
862230 Info Tech Equip	-	-	-	20,000.00	20,000.00	-
862239 Spec Dept Expense	-	-	1,390,915.00	1,662,165.00	1,662,165.00	-
862250 Trans/Travel	-	-	-	500.00	500.00	-
862253 Travel Out of County	-	-	-	10,000.00	10,000.00	-
862260 Utilities	-	-	-	-	-	-
<b>Total Services &amp; Supplies</b>	-	-	3,368,556.00	4,232,165.00	4,232,165.00	-

Other Charges						
863124 GR-SSI-SSP Applicants	-	-	-	-	-	-
863280 Contr to Other Agncs	-	-	-	-	-	-
Total Other Charges	-	-	-	-	-	-
Fixed Assets						
864360 Structure/Improvement	-	-	-	-	-	-
864370 Equipment	-	-	5,000.00	-	-	-
Total Fixed Assets	-	-	5,000.00	-	-	-
Expend Transfer & Reimb						
865380 Intrafund Transfer	-	-	-	(51,375.00)	(51,375.00)	-
865802 Oper Transfer Out	-	-	904,600.00	308,060.00	308,060.00	-
Total Expend Transfer & Reimb	-	-	904,600.00	256,685.00	256,685.00	-
Total Net Appropriations	-	-	4,597,702.00	4,682,746.00	4,682,746.00	-
Total Fund Balance Contribution	-	-	500,000.00	(152,024.00)	(152,024.00)	-

**4080 - CALIFORNIA CHILDREN'S SERVICES**  
**Tammy Moss Chandler, HHSA Director**

State Controller  
County Budget Act  
2010

County of Mendocino  
State of California  
Budget Unit Financing Uses Detail  
CEO Proposed Budget for Fiscal Year 2019-20

County Budget Form  
Schedule 9

Classification:

Function: 4 Health & Sanitation  
Activity: 403 Health and Sanitation - CCS

Budget Unit: 4080 Public Health - CCS  
Fund: 1100 County General

Financing Uses Classification	2016-17 Actuals	2017-18 Actuals	2018-19 Estimate	2019-20 Request	2019-20 Proposed	2019-20 Adopted
(1)	(2)	(3)	(4)	(5)	(6)	(7)
<b>Revenues</b>						
825250 State Aid CCS	442,695.00	597,740.00	571,929.00	571,929.00	571,929.00	-
825341 Realignment Hlth Svcs	79,637.77	-	53,000.00	84,994.00	84,994.00	-
825490 State Other	179,438.00	178,204.00	391,341.00	531,907.00	531,907.00	-
826330 CA Children's Svcs	780.00	860.00	600.00	600.00	600.00	-
826390 Other Charges	8,526.83	9,313.48	47,116.00	8,317.00	8,317.00	-
827707 Donation	-	-	-	-	-	-
<b>Total Revenues</b>	<b>711,077.60</b>	<b>786,117.48</b>	<b>1,063,986.00</b>	<b>1,197,747.00</b>	<b>1,197,747.00</b>	<b>-</b>
<b>Salaries &amp; Employee Benefits</b>						
861011 Regular Employees	326,270.48	321,110.05	372,503.00	499,596.00	499,596.00	-
861012 Extra Help	11,334.64	-	-	-	-	-
861013 Overtime Reg Emp	-	396.12	-	-	-	-
861021 Co Cont Retirement	80,595.71	94,691.99	117,197.00	143,749.00	143,749.00	-
861022 Co Cont OASDI	18,787.19	18,948.25	23,116.00	29,607.00	29,607.00	-
861023 Co Cont Medicare	4,616.77	4,431.34	5,406.00	6,925.00	6,925.00	-
861024 Co Cont Retire Incr	32,511.34	31,974.53	34,910.00	35,754.00	35,754.00	-
861030 Co Cont Health Ins	58,551.63	53,933.71	45,560.00	65,663.00	65,663.00	-
861031 Co Cont Unemp Ins	564.00	1,031.00	1,031.00	1,031.00	1,031.00	-
861035 Co Cont Workers Comp	74,394.00	55,099.00	23,000.00	14,753.00	14,753.00	-
<b>Total Salaries &amp; Employee Benefits</b>	<b>607,625.76</b>	<b>581,615.99</b>	<b>622,723.00</b>	<b>797,078.00</b>	<b>797,078.00</b>	<b>-</b>
<b>Services &amp; Supplies</b>						
862060 Communications	2,112.31	2,541.61	3,350.00	3,250.00	3,250.00	-
862101 Insurance - General	3,130.00	3,309.00	3,464.00	3,339.00	3,339.00	-
862109 Insurance Other	932.00	-	1,140.00	4,454.00	4,454.00	-
862120 Maintenance-Equipment	-	8.01	150.00	150.00	150.00	-
862150 Memberships	-	-	500.00	500.00	500.00	-
862170 Office Expense	6,168.17	5,765.22	9,180.00	9,180.00	9,180.00	-
862185 Medical/Dental Svcs	-	-	5,000.00	5,000.00	5,000.00	-
862187 Education & Training	874.00	-	3,000.00	3,000.00	3,000.00	-
862189 Prof/Spec Svcs - Other	1,201.10	833.00	65,743.00	23,750.00	23,750.00	-
862190 Publ/Legal Notice	152.90	268.26	500.00	500.00	500.00	-
862230 Info Tech Equip	558.26	51.24	500.00	9,500.00	9,500.00	-
862239 Spec Dept Expense	78,885.38	99,920.85	176,216.00	357,801.00	357,801.00	-
862250 Trans/Travel	542.21	102.41	2,223.00	1,950.00	1,950.00	-
862253 Travel Out of County	19,866.75	16,121.77	32,750.00	7,750.00	7,750.00	-
862260 Utilities	2,913.38	2,350.67	3,250.00	3,500.00	3,500.00	-
<b>Total Services &amp; Supplies</b>	<b>117,336.46</b>	<b>131,272.04</b>	<b>306,966.00</b>	<b>433,624.00</b>	<b>433,624.00</b>	<b>-</b>
<b>Other Charges</b>						
863113 Pmt Other Gov Agency	80,654.00	17,914.00	212,773.00	212,773.00	212,773.00	-
863119 Supp/Care - Other	-	-	-	-	-	-
<b>Total Other Charges</b>	<b>80,654.00</b>	<b>17,914.00</b>	<b>212,773.00</b>	<b>212,773.00</b>	<b>212,773.00</b>	<b>-</b>
<b>Expend Transfer &amp; Reimb</b>						
865380 Intrafund Transfer	(4,214.62)	(19,213.30)	(25,589.00)	(214,885.00)	(214,885.00)	-
865802 Operating Transfer Out	-	10,857.31	-	-	-	-
<b>Total Expend Transfer &amp; Reimb</b>	<b>(4,214.62)</b>	<b>(8,355.99)</b>	<b>(25,589.00)</b>	<b>(214,885.00)</b>	<b>(214,885.00)</b>	<b>-</b>
<b>Total Net Appropriations</b>	<b>801,401.60</b>	<b>722,446.04</b>	<b>1,116,873.00</b>	<b>1,228,590.00</b>	<b>1,228,590.00</b>	<b>-</b>
<b>Total Net County Cost</b>	<b>90,324.00</b>	<b>(63,671.44)</b>	<b>52,887.00</b>	<b>30,843.00</b>	<b>30,843.00</b>	<b>-</b>



**5010 - SOCIAL SERVICES ADMINISTRATION**  
**Tammy Moss Chandler, HHSA Director**

State Controller  
County Budget Act  
2010

County of Mendocino  
State of California  
Budget Unit Financing Uses Detail  
CEO Proposed Budget for Fiscal Year 2019-20

County Budget Form  
Schedule 9

Classification:

Function: 5 Public Assistance

Budget Unit: 5010 Social Services Administration

Activity: 501 Public Assistance - Administration

Fund: 1100 County General

Financing Uses Classification	2016-17 Actuals	2017-18 Actuals	2018-19 Estimate	2019-20 Request	2019-20 Proposed	2019-20 Adopted
(1)	(2)	(3)	(4)	(5)	(6)	(7)
<b>Revenues</b>						
823300 Forfeiture & Penalty	-	-	7,000.00	7,000.00	7,000.00	-
824200 Rent/Concession	23,566.65	65,912.29	-	-	-	-
825150 Motor Vehicle in Lieu	297,863.40	527,376.38	569,225.00	779,077.00	779,077.00	-
825210 State Welfare Admin	5,307,954.66	4,539,203.27	5,704,552.00	6,305,743.00	6,305,743.00	-
825341 Realignment Hlth Svcs	6,880,336.10	6,971,208.75	6,914,579.00	7,071,819.00	7,071,819.00	-
825343 Realignment Pub Assist	4,909,658.55	5,042,430.32	4,470,412.00	5,827,023.00	5,827,023.00	-
825470 State Aid Veterans	84,680.00	97,468.00	108,000.00	108,000.00	108,000.00	-
825490 State Other	40,987.99	40,525.29	-	-	-	-
825510 Federal Welfare Admin	11,433,182.62	16,382,295.58	16,713,301.00	18,391,751.00	18,391,751.00	-
825520 Health Related Funds	9,711,997.50	8,469,189.50	11,884,485.00	13,136,965.00	13,136,965.00	-
826230 Estate Fee - Pub Admin	19,649.00	55,088.00	60,000.00	60,000.00	60,000.00	-
826380 Collection Fee	46,153.95	28,905.63	55,000.00	55,000.00	55,000.00	-
826390 Other Charges	156,031.56	44,427.72	60,000.00	60,000.00	60,000.00	-
826391 Conservator Svc Fee	34,247.00	39,429.00	72,000.00	72,000.00	72,000.00	-
827400 Prior Year Revenue	-	-	-	-	-	-
827700 Other	37,901.70	9,430.56	-	-	-	-
827801 Grant Revenue	-	-	-	-	-	-
827802 Oper Transfer In	-	99,221.75	-	-	-	-
<b>Total Revenues</b>	<b>38,984,210.68</b>	<b>42,412,112.04</b>	<b>46,618,554.00</b>	<b>51,874,378.00</b>	<b>51,874,378.00</b>	<b>-</b>
<b>Salaries &amp; Employee Benefits</b>						
861011 Regular Employees	14,531,700.05	15,757,452.83	18,931,486.00	20,974,183.00	20,974,183.00	-
861012 Extra Help	154,029.51	160,403.02	160,000.00	160,000.00	160,000.00	-
861013 Overtime Reg Emp	880,990.40	1,007,231.98	850,000.00	850,000.00	850,000.00	-
861021 Co Cont Retirement	4,135,398.97	4,729,667.06	5,694,017.00	6,470,911.00	6,470,911.00	-
861022 Co Cont OASDI	904,073.16	994,882.61	1,126,118.00	1,253,580.00	1,253,580.00	-
861023 Co Cont Medicare	213,715.64	235,000.60	263,453.00	293,176.00	293,176.00	-
861024 Co Cont Retire Incr	1,634,688.56	1,570,178.39	1,727,309.00	1,689,071.00	1,689,071.00	-
861030 Co Cont Health Ins	2,548,117.00	2,233,782.24	2,122,916.00	2,993,782.00	2,993,782.00	-
861031 Co Cont Unemp Ins	59,618.00	54,344.00	53,018.00	61,144.00	61,144.00	-
861035 Co Cont Workers Comp	1,048,436.00	1,069,035.00	1,122,686.00	1,069,289.00	1,069,289.00	-
<b>Total Salaries &amp; Employee Benefits</b>	<b>26,110,767.29</b>	<b>27,811,977.73</b>	<b>32,051,003.00</b>	<b>35,815,136.00</b>	<b>35,815,136.00</b>	<b>-</b>
<b>Services &amp; Supplies</b>						
862060 Communications	177,264.09	178,126.27	214,800.00	224,800.00	224,800.00	-
862090 Household Expense	418,743.04	488,521.62	518,000.00	533,000.00	533,000.00	-
862101 Insurance - General	313,427.00	242,079.00	263,268.00	263,268.00	263,268.00	-
862109 Insurance - Other	-	4,789.00	-	-	-	-
862110 Jury/Witness Expense	(45.00)	(15.00)	1,000.00	1,000.00	1,000.00	-
862120 Maint - Equip	69,585.85	83,785.55	125,000.00	125,000.00	125,000.00	-
862130 Maint Strc/Impr/Grnds	93,703.81	190,002.43	197,400.00	197,400.00	197,400.00	-
862150 Memberships	35,766.00	37,505.00	52,000.00	70,000.00	70,000.00	-
862170 Office Expense	373,333.49	342,117.63	400,800.00	420,800.00	420,800.00	-
862171 Paper Supplies	37,156.98	24,967.55	47,000.00	47,000.00	47,000.00	-
862172 Office Exp - Fedex/UPS	13,393.04	15,234.45	18,000.00	18,000.00	18,000.00	-
862181 Auditing/Fiscal Svc	16,260.00	16,260.00	20,000.00	20,000.00	20,000.00	-
862182 Data Processing Svcs	454,007.54	483,532.74	548,600.00	581,621.00	581,621.00	-
862183 Legal Fees	5.50	-	5,000.00	5,000.00	5,000.00	-
862185 Medical/Dental Svcs	11,233.00	6,865.71	15,500.00	15,500.00	15,500.00	-
862187 Education & Training	22,300.29	123,256.92	84,625.00	158,625.00	158,625.00	-
862188 Printing	147,673.54	73,523.13	155,000.00	180,000.00	180,000.00	-
862189 Prof/Spec Svcs - Other	167,795.08	314,493.98	170,693.00	170,693.00	170,693.00	-
862190 Pub/Legal Notice	22,691.25	28,912.55	41,000.00	41,000.00	41,000.00	-

862194 A-87 Costs	-	1,000,000.00	-	1,000,000.00	1,000,000.00	-
862200 Rent/Lease - Equip	4,802.07	4,612.43	6,000.00	6,000.00	6,000.00	-
862210 Rent/Lease - Bldg Grnds	229,623.55	309,638.47	331,320.00	347,728.00	347,728.00	-
862230 Info Tech Equip	124,753.31	495,188.19	463,800.00	463,800.00	463,800.00	-
862239 Spec Dept Expense	2,032,947.05	2,317,238.19	2,843,656.00	2,989,625.00	2,989,625.00	-
862250 Trans/Travel	238,574.01	253,574.91	240,000.00	251,000.00	251,000.00	-
862253 Travel Out of County	278,068.60	297,117.36	240,000.00	251,000.00	251,000.00	-
862260 Utilities	231,565.48	264,009.70	307,500.00	314,000.00	314,000.00	-
<hr/>						
Total Services & Supplies	5,514,628.57	7,595,337.78	7,309,962.00	8,695,860.00	8,695,860.00	-
<hr/>						
Other Charges						
863112 Pmt to Private Inst	430.00	610.24	2,001,826.00	1,647,558.00	1,647,558.00	-
863115 Svc Connected Exp	298,441.12	187,833.27	364,330.00	369,855.00	369,855.00	-
863116 Child Care Svcs - MOE	371,689.68	271,245.45	405,327.00	405,327.00	405,327.00	-
863118 Family Svcs	3,221,975.92	3,844,930.67	4,120,240.00	4,310,448.00	4,310,448.00	-
863121 Independent Living	56,280.61	70,421.70	65,000.00	65,000.00	65,000.00	-
863126 Cal-Learn Prog Svcs	1,292.00	956.19	10,000.00	10,000.00	10,000.00	-
863131 Family Preservation	155,818.00	177,608.53	260,433.00	260,433.00	260,433.00	-
863132 Family Track	608,417.65	1,030,655.59	1,007,800.00	1,054,000.00	1,054,000.00	-
863133 Office of Educ Contract	1,706,401.11	1,004,045.82	732,720.00	682,100.00	682,100.00	-
863135 Job Alliance Prog Svc	496,036.46	302,092.33	795,000.00	894,850.00	894,850.00	-
863138 Welfare to Work 15%	501,730.22	468,693.97	814,000.00	850,613.00	850,613.00	-
863140 IHSS - PA	1,750.02	1,531.31	59,000.00	59,000.00	59,000.00	-
<hr/>						
Total Other Charges	7,420,262.79	7,360,625.07	10,635,676.00	10,609,184.00	10,609,184.00	-
<hr/>						
Fixed Assets						
864360 Structure/Improvement	-	792,837.35	-	-	-	-
864370 Equipment	349,836.63	207,437.47	289,000.00	147,405.00	147,405.00	-
<hr/>						
Total Fixed Assets	349,836.63	1,000,274.82	289,000.00	147,405.00	147,405.00	-
<hr/>						
Expend Transfer & Reimb						
865380 Intrafund Transfer	(1,226,270.44)	(1,605,637.37)	(3,430,826.00)	(3,262,558.00)	(3,262,558.00)	-
865802 Oper Transfer Out	1,648,023.63	1,199,771.53	766,200.00	871,812.00	871,812.00	-
<hr/>						
Total Expend Transfer & Reimb	421,753.19	(405,865.84)	(2,664,626.00)	(2,390,746.00)	(2,390,746.00)	-
<hr/>						
Total Net Appropriations	39,817,248.47	43,362,349.56	47,621,015.00	52,876,839.00	52,876,839.00	-
<hr/>						
Total Net County Cost	833,037.79	950,237.52	1,002,461.00	1,002,461.00	1,002,461.00	-

**5130 - CAL WORKS/FOSTER CARE**  
**Tammy Moss Chandler, HHSA Director**

State Controller  
County Budget Act  
2010

County of Mendocino  
State of California  
Budget Unit Financing Uses Detail  
CEO Proposed Budget for Fiscal Year 2019-20

County Budget Form  
Schedule 9

Classification:

Function: 5 Public Assistance

Budget Unit: 5130 CalWorks/Foster Care

Activity: 502 Public Assistance - Aid Programs

Fund: 1100 County General

Financing Uses Classification	2016-17 Actuals	2017-18 Actuals	2018-19 Estimate	2019-20 Request	2019-20 Proposed	2019-20 Adopted
(1)	(2)	(3)	(4)	(5)	(6)	(7)
<b>Revenues</b>						
825241 State AFDC	5,383,656.13	5,092,996.36	4,121,398.00	4,374,562.00	4,374,562.00	-
825341 Realignment Hlth Svcs	-	5,063,630.00	5,699,216.00	5,983,459.00	5,983,459.00	-
825343 Realignment Pub Assist	8,915,770.28	3,732,750.32	4,155,145.00	4,012,303.00	4,012,303.00	-
825541 Federal AFDC	7,169,922.27	7,486,065.71	8,849,894.00	9,906,490.00	9,906,490.00	-
<b>Total Revenues</b>	<b>21,469,348.68</b>	<b>21,375,442.39</b>	<b>22,825,653.00</b>	<b>24,276,814.00</b>	<b>24,276,814.00</b>	<b>-</b>
<b>Other Charges</b>						
863111 Pub Assistance Pmt	6,323,059.47	6,031,766.37	6,526,080.00	6,823,260.00	6,823,260.00	-
863115 Svc Connected Exp	145,114.00	231,767.35	-	-	-	-
863122 Aid Adopted Children	5,508,237.50	5,155,746.10	5,053,200.00	5,752,080.00	5,752,080.00	-
863125 Sev Emotionally Disturbed	248,589.08	-	-	-	-	-
863127 Foster Care Payment	11,129,688.27	11,882,745.57	12,987,660.00	13,442,760.00	13,442,760.00	-
<b>Total Other Charges</b>	<b>23,354,688.32</b>	<b>23,302,025.39</b>	<b>24,566,940.00</b>	<b>26,018,100.00</b>	<b>26,018,100.00</b>	<b>-</b>
<b>Total Net Appropriations</b>	<b>23,354,688.32</b>	<b>23,302,025.39</b>	<b>24,566,940.00</b>	<b>26,018,100.00</b>	<b>26,018,100.00</b>	<b>-</b>
<b>Total Net County Cost</b>	<b>1,885,339.64</b>	<b>1,926,583.00</b>	<b>1,741,287.00</b>	<b>1,741,286.00</b>	<b>1,741,286.00</b>	<b>-</b>

**5170 - IN HOME SUPPORTIVE SERVICES**  
**Tammy Moss Chandler, HHSA Director**

State Controller  
County Budget Act  
2010

County of Mendocino  
State of California  
Budget Unit Financing Uses Detail  
CEO Proposed Budget for Fiscal Year 2019-20

County Budget Form  
Schedule 9

Classification:

Function: 5 Public Assistance

Budget Unit: 5170 In Home Supportive Services

Activity: 502 Public Assistance - Aid Programs

Fund: 1100 County General

Financing Uses Classification	2016-17 Actuals	2017-18 Actuals	2018-19 Estimate	2019-20 Request	2019-20 Proposed	2019-20 Adopted
(1)	(2)	(3)	(4)	(5)	(6)	(7)
<b>Revenues</b>						
825210 State Welfare Admin	113,897.17	36,787.74	182,500.00	40,603.00	40,603.00	-
825343 Realignment Pub Assist	2,652,000.00	2,731,746.90	3,034,601.00	2,760,435.00	2,760,435.00	-
825510 Federal Welfare Admin	111,609.47	137,749.67	182,500.00	182,500.00	182,500.00	-
<b>Total Revenues</b>	<b>2,877,506.64</b>	<b>2,906,284.31</b>	<b>3,399,601.00</b>	<b>2,983,538.00</b>	<b>2,983,538.00</b>	<b>-</b>
<b>Services &amp; Supplies</b>						
862189 Prof/Spec Svcs - Other	225,435.44	286,232.00	365,000.00	365,000.00	365,000.00	-
862239 Spec Dept Exp	-	-	-	-	-	-
<b>Total Services &amp; Supplies</b>	<b>225,435.44</b>	<b>286,232.00</b>	<b>365,000.00</b>	<b>365,000.00</b>	<b>365,000.00</b>	<b>-</b>
<b>Other Charges</b>						
863139 In Home Supp Svcs	4,123,427.02	4,254,088.31	4,652,684.00	4,236,621.00	4,236,621.00	-
<b>Total Other Charges</b>	<b>4,123,427.02</b>	<b>4,254,088.31</b>	<b>4,652,684.00</b>	<b>4,236,621.00</b>	<b>4,236,621.00</b>	<b>-</b>
<b>Total Net Appropriations</b>	<b>4,348,862.46</b>	<b>4,540,320.31</b>	<b>5,017,684.00</b>	<b>4,601,621.00</b>	<b>4,601,621.00</b>	<b>-</b>
<b>Total Net County Cost</b>	<b>1,471,355.82</b>	<b>1,634,036.00</b>	<b>1,618,083.00</b>	<b>1,618,083.00</b>	<b>1,618,083.00</b>	<b>-</b>

**5190 - GENERAL RELIEF**  
**Tammy Moss Chandler, HHSA Director**

State Controller  
County Budget Act  
2010

County of Mendocino  
State of California  
Budget Unit Financing Uses Detail  
CEO Proposed Budget for Fiscal Year 2019-20

County Budget Form  
Schedule 9

Classification:

Function: 5 Public Assistance

Activity: 503 Public Assistance - General Relief

Budget Unit: 5190 General Relief

Fund: 1100 County General

Financing Uses Classification	2016-17 Actuals	2017-18 Actuals	2018-19 Estimate	2019-20 Request	2019-20 Proposed	2019-20 Adopted
(1)	(2)	(3)	(4)	(5)	(6)	(7)
<b>Revenues</b>						
822600 Other Permit	1,766.00	1,830.00	-	-	-	-
825810 Other Govt Aid	-	-	-	-	-	-
827700 Other	-	-	-	-	-	-
827704 General Relief Refund	49,993.85	53,040.61	54,416.00	50,964.00	50,964.00	-
<b>Total Revenues</b>	<b>51,759.85</b>	<b>54,870.61</b>	<b>54,416.00</b>	<b>50,964.00</b>	<b>50,964.00</b>	<b>-</b>
<b>Services &amp; Supplies</b>						
862186 Indigent Burial	52,863.46	48,440.19	59,000.00	59,000.00	59,000.00	-
862189 Prof/Spec Svcs - Other	1,826.00	3,000.00	-	-	-	-
862239 Spec Dept Expense	1,485.00	-	-	-	-	-
<b>Total Services &amp; Supplies</b>	<b>56,174.46</b>	<b>51,440.19</b>	<b>59,000.00</b>	<b>59,000.00</b>	<b>59,000.00</b>	<b>-</b>
<b>Other Charges</b>						
863112 Pmt to Private Inst	369,287.47	318,490.40	360,786.00	378,934.00	378,934.00	-
863115 Service Connected Expense	-	-	-	-	-	-
863119 Supp/Care - Other	77,547.79	60,638.19	81,000.00	70,200.00	70,200.00	-
863124 GR-SSI-SSP Applicants	71,151.01	76,418.63	81,000.00	70,200.00	70,200.00	-
<b>Total Other Charges</b>	<b>517,986.27</b>	<b>455,547.22</b>	<b>522,786.00</b>	<b>519,334.00</b>	<b>519,334.00</b>	<b>-</b>
<b>Total Net Appropriations</b>	<b>574,160.73</b>	<b>506,987.41</b>	<b>581,786.00</b>	<b>578,334.00</b>	<b>578,334.00</b>	<b>-</b>
<b>Total Net County Cost</b>	<b>522,400.88</b>	<b>452,116.80</b>	<b>527,370.00</b>	<b>527,370.00</b>	<b>527,370.00</b>	<b>-</b>

**1320 - HUMAN RESOURCES**  
**Heidi Dunham, Director**

State Controller  
County Budget Act  
2010

County of Mendocino  
State of California  
Budget Unit Financing Uses Detail  
CEO Proposed Budget for Fiscal Year 2019-20

County Budget Form  
Schedule 9

Classification:

Function: 1 General Government  
Activity: 101 General - Legislative & Administrative

Budget Unit: 1320 Human Resources  
Fund: 1100 County General

Financing Uses Classification	2016-17 Actuals	2017-18 Actuals	2018-19 Estimate	2019-20 Request	2019-20 Proposed	2019-20 Adopted
(1)	(2)	(3)	(4)	(5)	(6)	(7)
<b>Revenues</b>						
826390 Other Charges	3,773.42	4,606.00	11,520.00	-	-	-
827600 Other Sales	152.88	92.00	100.00	500.00	500.00	-
<b>Total Revenues</b>	<b>3,926.30</b>	<b>4,698.00</b>	<b>11,620.00</b>	<b>500.00</b>	<b>500.00</b>	<b>-</b>
<b>Salaries &amp; Employee Benefits</b>						
861011 Regular Employees	562,415.21	1,046,128.14	995,381.00	1,049,215.00	1,049,215.00	-
861012 Extra Help	14,800.13	15,982.45	-	-	-	-
861013 Overtime Reg Emp	1,358.13	802.49	-	1,500.00	1,500.00	-
861021 Co Cont Retirement	156,830.64	305,873.71	335,122.00	320,818.00	320,818.00	-
861022 Co Cont OASDI	32,660.37	61,808.02	67,008.00	61,905.00	61,905.00	-
861023 Co Cont Medicare	7,861.43	14,687.19	15,742.00	14,496.00	14,496.00	-
861024 Co Cont Retire Incr	60,358.09	99,449.27	98,810.00	81,375.00	81,375.00	-
861030 Co Cont Health Ins	108,984.62	148,471.50	124,509.00	156,907.00	156,907.00	-
861031 Co Cont Unemp Ins	883.00	610.00	955.00	978.00	978.00	-
861035 Co Cont Workers Comp	4,093.00	6,092.00	9,348.00	9,234.00	9,234.00	-
<b>Total Salaries &amp; Employee Benefits</b>	<b>950,244.62</b>	<b>1,699,904.77</b>	<b>1,646,875.00</b>	<b>1,696,428.00</b>	<b>1,696,428.00</b>	<b>-</b>
<b>Services &amp; Supplies</b>						
862060 Communications	1,517.56	2,113.23	1,800.00	1,600.00	1,600.00	-
862101 Insurance - General	1,997.00	2,267.00	3,295.00	3,733.00	3,733.00	-
862120 Maint - Equip	-	-	-	-	-	-
862150 Memberships	12,535.25	10,042.95	5,800.00	3,600.00	3,600.00	-
862170 Office Expense	29,912.88	33,862.20	37,000.00	35,000.00	35,000.00	-
862185 Medical & Dental Svcs	-	-	-	-	-	-
862187 Education & Training	16,002.87	7,200.17	7,690.00	9,000.00	9,000.00	-
862189 Prof/Spec Svcs - Other	299,585.97	331,090.16	277,300.00	292,847.00	292,847.00	-
862190 Publ/Legal Notice	71,814.56	24,192.79	50,000.00	25,000.00	25,000.00	-
862239 Spec Dept Expense	45,940.13	17,400.34	120,700.00	38,022.00	38,022.00	-
862250 Trans/Travel	1,683.22	1,903.32	2,800.00	2,000.00	2,000.00	-
862253 Travel Out of County	6,031.41	7,830.90	7,000.00	9,000.00	9,000.00	-
<b>Total Services &amp; Supplies</b>	<b>487,020.85</b>	<b>437,903.06</b>	<b>513,385.00</b>	<b>419,802.00</b>	<b>419,802.00</b>	<b>-</b>
<b>Fixed Assets</b>						
864360 Structures & Improvements	-	-	-	-	-	-
<b>Total Fixed Assets</b>	<b>-</b>	<b>-</b>	<b>-</b>	<b>-</b>	<b>-</b>	<b>-</b>
<b>Expend Transfer &amp; Reimb</b>						
865380 Intrafund Transfers	(225,910.51)	(878,354.73)	(921,108.00)	(885,098.00)	(885,098.00)	-
<b>Total Expend Transfer &amp; Reimb</b>	<b>(225,910.51)</b>	<b>(878,354.73)</b>	<b>(921,108.00)</b>	<b>(885,098.00)</b>	<b>(885,098.00)</b>	<b>-</b>
<b>Total Net Appropriations</b>	<b>1,211,354.96</b>	<b>1,259,453.10</b>	<b>1,239,152.00</b>	<b>1,231,132.00</b>	<b>1,231,132.00</b>	<b>-</b>
<b>Total Net County Cost</b>	<b>1,207,428.66</b>	<b>1,254,755.10</b>	<b>1,227,532.00</b>	<b>1,230,632.00</b>	<b>1,230,632.00</b>	<b>-</b>

**0715 - HEALTH INSURANCE**  
**Heidi Dunham, Director**

State Controller  
County Budget Act  
2010

County of Mendocino  
State of California  
Budget Unit Financing Uses Detail  
CEO Proposed Budget for Fiscal Year 2019-20

County Budget Form  
Schedule 10

Classification:

Function: 0  
Activity: 0

Budget Unit: 0715 Health Insurance  
Fund: 7150 Health Insurance

Financing Uses Classification	2016-17 Actuals	2017-18 Actuals	2018-19 Estimate	2019-20 Request	2019-20 Proposed	2019-20 Adopted
(1)	(2)	(3)	(4)	(5)	(6)	(7)
<b>Operating Revenues</b>						
824100 Interest	66,436.71	113,828.91	52,292.00	52,292.00	52,292.00	-
826401 I.S.F. Services	13,548,358.02	12,114,167.86	11,325,000.00	14,867,000.00	14,867,000.00	-
<b>Total Operating Revenues</b>	<b>13,614,794.73</b>	<b>12,227,996.77</b>	<b>11,377,292.00</b>	<b>14,919,292.00</b>	<b>14,919,292.00</b>	<b>-</b>
<b>Operating Expenses</b>						
<b>Salaries &amp; Employee Benefits</b>						
861011 Regular Employees	318,540.14	385,341.20	388,484.00	367,431.00	367,431.00	-
861012 Extra Help	-	-	-	-	-	-
861013 Overtime Reg Emp	-	534.55	-	-	-	-
861021 Co Cont Retirement	92,500.87	113,575.58	114,692.00	112,051.00	112,051.00	-
861022 Co Cont OASDI	18,413.80	21,447.47	21,995.00	20,665.00	20,665.00	-
861023 Co Cont Medicare	4,310.57	5,302.97	5,318.00	5,113.00	5,113.00	-
861024 Co Cont Retire Incr	37,928.71	39,908.00	37,503.00	31,705.00	31,705.00	-
861030 Co Cont Health Ins	49,317.64	39,563.30	38,632.00	44,867.00	44,867.00	-
861031 Co Cont Unemp Ins	1,328.00	942.00	212.00	163.00	163.00	-
861035 Co Cont Workers Comp	-	-	-	-	-	-
<b>Total Salaries &amp; Employee Benefits</b>	<b>522,339.73</b>	<b>606,615.07</b>	<b>606,836.00</b>	<b>581,995.00</b>	<b>581,995.00</b>	<b>-</b>
<b>Services &amp; Supplies</b>						
862060 Communications	1,653.63	1,149.96	1,500.00	1,500.00	1,500.00	-
862101 Insurance - General	847,605.36	999,397.61	1,089,403.00	1,327,602.00	1,327,602.00	-
862120 Maint - Equip	59.46	-	-	-	-	-
862150 Memberships	78.75	-	-	-	-	-
862170 Office Expense	7,130.32	3,872.33	22,070.00	6,500.00	6,500.00	-
862187 Education & Training	1,469.72	1,288.00	3,000.00	1,500.00	1,500.00	-
862189 Prof/Spec Svcs - Other	548,998.14	559,837.77	673,229.00	738,382.00	738,382.00	-
862190 Publ/Legal Notice	-	-	-	-	-	-
862239 Spec Dept Expense	10,823,688.23	11,364,886.09	12,200,226.00	13,147,835.00	13,147,835.00	-
862250 Trans/Travel	488.12	399.25	1,000.00	1,000.00	1,000.00	-
862253 Travel Out of County	4,229.30	1,286.61	3,000.00	1,500.00	1,500.00	-
<b>Total Services &amp; Supplies</b>	<b>12,235,401.03</b>	<b>12,932,117.62</b>	<b>13,993,428.00</b>	<b>15,225,819.00</b>	<b>15,225,819.00</b>	<b>-</b>
<b>Fixed Assets</b>						
864370 Equipment	-	-	-	-	-	-
<b>Total Fixed Assets</b>	<b>-</b>	<b>-</b>	<b>-</b>	<b>-</b>	<b>-</b>	<b>-</b>
<b>Expend Transfer &amp; Reimb</b>						
865802 Oper Transfer Out	290,805.79	315,942.00	360,453.00	436,607.00	436,607.00	-
<b>Total Expend Transfer &amp; Reimb</b>	<b>290,805.79</b>	<b>315,942.00</b>	<b>360,453.00</b>	<b>436,607.00</b>	<b>436,607.00</b>	<b>-</b>
<b>Total Operating Expenses</b>	<b>13,048,546.55</b>	<b>13,854,674.69</b>	<b>14,960,717.00</b>	<b>16,244,421.00</b>	<b>16,244,421.00</b>	<b>-</b>
<b>Operating Income (Loss)</b>	<b>566,248.18</b>	<b>(1,626,677.92)</b>	<b>(3,583,425.00)</b>	<b>(1,325,129.00)</b>	<b>(1,325,129.00)</b>	<b>-</b>
<b>Change in Net Assets</b>	<b>566,248.18</b>	<b>(1,626,677.92)</b>	<b>(3,583,425.00)</b>	<b>(1,325,129.00)</b>	<b>(1,325,129.00)</b>	<b>-</b>
Net Assets - Beginning Balance	8,272,381.72	8,782,130.91	7,155,452.99		3,572,027.99	-
Net Assets - Ending Balance	8,838,629.90	7,155,452.99	3,572,027.99		2,246,898.99	-

# 0716 - RETIREE HEALTH INSURANCE

Heidi Dunham, Director

State Controller  
County Budget Act  
2010

County of Mendocino  
State of California  
Budget Unit Financing Uses Detail  
CEO Proposed Budget for Fiscal Year 2019-20

County Budget Form  
Schedule 10

Classification:

Function: 0

Activity: 0

Budget Unit: 0716 Retiree Health

Fund: 7160 Retiree Health Insurance

Financing Uses Classification	2016-17 Actuals	2017-18 Actuals	2018-19 Estimate	2019-20 Request	2019-20 Proposed	2019-20 Adopted
(1)	(2)	(3)	(4)	(5)	(6)	(7)
Operating Revenues						
824100 Interest	-	-	-	-	-	-
825670 Federal Other	-	-	-	-	-	-
825810 Other Govt Aid	-	-	-	-	-	-
826401 I.S.F. Services	-	-	-	-	-	-
827700 Other	-	-	-	-	-	-
827802 Operating Transfer In	-	-	-	-	-	-
Total Operating Revenues	-	-	-	-	-	-
Operating Expenses						
Salaries & Employee Benefits						
861011 Regular Employees	-	-	-	-	-	-
861012 Extra Help	-	-	-	-	-	-
861013 Overtime Reg Emp	-	-	-	-	-	-
861021 Co Cont Retirement	-	-	-	-	-	-
861022 Co Cont OASDI	-	-	-	-	-	-
861023 Co Cont Medicare	-	-	-	-	-	-
861024 Co Cont Retire Incr	-	-	-	-	-	-
861030 Co Cont Health Ins	-	-	-	-	-	-
861031 Co Cont Unemp Ins	-	-	-	-	-	-
Total Salaries & Employee Benefits	-	-	-	-	-	-
Services & Supplies						
862060 Communications	-	-	-	-	-	-
862101 Insurance - General	-	-	-	-	-	-
862120 Maint - Equip	-	-	-	-	-	-
862170 Office Expense	-	-	-	-	-	-
862187 Education & Training	-	-	-	-	-	-
862189 Prof/Spec Svcs - Other	-	-	-	-	-	-
862239 Spec Dept Expense	-	-	-	-	-	-
862250 Trans/Travel	-	213.58	-	-	-	-
862253 Travel Out of County	-	-	-	-	-	-
Total Services & Supplies	-	213.58	-	-	-	-
Expend Transfer & Reimb						
865380 Intrafund Transfer	-	-	-	-	-	-
Total Expend Transfer & Reimb	-	-	-	-	-	-
Total Operating Expenses	-	213.58	-	-	-	-
Operating Income (Loss)	-	(213.58)	-	-	-	-
Change in Net Assets	-	(213.58)	-	-	-	-
Net Assets - Beginning Balance	-	-	(213.58)	-	(213.58)	-
Net Assets - Ending Balance	-	(213.58)	(213.58)	-	(213.58)	-



# 4025 - EMPLOYEE WELLNESS PROGRAM

Heidi Dunham, Director

State Controller  
County Budget Act  
2010

County of Mendocino  
State of California  
Budget Unit Financing Uses Detail  
CEO Proposed Budget for Fiscal Year 2019-20

County Budget Form  
Schedule 9

Classification:

Function: 4 Health & Sanitation  
Activity: 401 Health and Sanitation - Health

Budget Unit: 4025 Employee Wellness  
Fund: 1100 County General

Financing Uses Classification	2016-17 Actuals	2017-18 Actuals	2018-19 Estimate	2019-20 Request	2019-20 Proposed	2019-20 Adopted
(1)	(2)	(3)	(4)	(5)	(6)	(7)
<b>Revenues</b>						
826390 Other Charges	67,703.49	-	-	-	-	-
827700 Other	-	250.00	-	-	-	-
827802 Oper Transfer In	290,805.79	315,942.00	360,453.00	436,607.00	436,607.00	-
<b>Total Revenues</b>	<b>358,509.28</b>	<b>316,192.00</b>	<b>360,453.00</b>	<b>436,607.00</b>	<b>436,607.00</b>	<b>-</b>
<b>Salaries &amp; Employee Benefits</b>						
861011 Regular Employees	119,320.92	99,467.88	95,663.00	125,318.00	125,318.00	-
861012 Extra Help	-	-	-	-	-	-
861013 Overtime Reg Emp	-	283.15	-	-	-	-
861021 Co Cont Retirement	34,953.11	30,634.19	30,964.00	38,669.00	38,669.00	-
861022 Co Cont OASDI	5,637.73	5,911.56	6,220.00	7,443.00	7,443.00	-
861023 Co Cont Medicare	1,657.05	1,382.36	1,461.00	1,742.00	1,742.00	-
861024 Co Cont Retire Incr	14,242.07	10,625.52	10,113.00	10,780.00	10,780.00	-
861030 Co Cont Health Ins	14,110.15	11,672.97	9,474.00	15,634.00	15,634.00	-
861031 Co Cont Unemp Ins	603.00	55.00	53.00	54.00	54.00	-
861035 Co Cont Workers Comp	24.00	22.00	21.00	129.00	129.00	-
<b>Total Salaries &amp; Employee Benefits</b>	<b>190,548.03</b>	<b>160,054.63</b>	<b>153,969.00</b>	<b>199,769.00</b>	<b>199,769.00</b>	<b>-</b>
<b>Services &amp; Supplies</b>						
862060 Communications	212.68	239.87	300.00	300.00	300.00	-
862101 Insurance - General	113.00	139.00	156.00	175.00	175.00	-
862120 Maint - Equip	-	-	200.00	-	-	-
862140 Med Dntl & Lab Supls	-	-	711.00	-	-	-
862150 Membership	365.00	395.00	365.00	364.00	364.00	-
862170 Office Expense	12,648.40	5,482.41	17,200.00	17,199.00	17,199.00	-
862185 Medical/Dental Svcs	-	-	-	-	-	-
862187 Education & Training	78.09	2,048.75	2,500.00	2,000.00	2,000.00	-
862189 Prof/Spec Svcs - Other	138,208.79	143,365.42	169,464.00	209,000.00	209,000.00	-
862230 Info Tech Equip	-	-	-	-	-	-
862239 Spec Dept Expense	16,175.69	3,200.54	5,500.00	6,000.00	6,000.00	-
862250 Trans/Travel	99.90	629.47	800.00	800.00	800.00	-
862253 Travel Out of County	59.70	636.91	1,000.00	1,000.00	1,000.00	-
862260 Utilities	-	-	-	-	-	-
<b>Total Services &amp; Supplies</b>	<b>167,961.25</b>	<b>156,137.37</b>	<b>198,196.00</b>	<b>236,838.00</b>	<b>236,838.00</b>	<b>-</b>
<b>Expend Transfer &amp; Reimb</b>						
865380 Intrafund Transfer	-	-	-	-	-	-
865802 Oper Transfer Out	-	-	-	-	-	-
<b>Total Expend Transfer &amp; Reimb</b>	<b>-</b>	<b>-</b>	<b>-</b>	<b>-</b>	<b>-</b>	<b>-</b>
<b>Total Net Appropriations</b>	<b>358,509.28</b>	<b>316,192.00</b>	<b>352,165.00</b>	<b>436,607.00</b>	<b>436,607.00</b>	<b>-</b>
<b>Total Net County Cost</b>	<b>-</b>	<b>-</b>	<b>(8,288.00)</b>	<b>-</b>	<b>-</b>	<b>-</b>

**2851 PLANNING AND BUILDING SERVICES**  
**Brent Schultz, Planning & Building Director**

State Controller  
County Budget Act  
2010

County of Mendocino  
State of California  
Budget Unit Financing Uses Detail  
CEO Proposed Budget for Fiscal Year 2019-20

County Budget Form  
Schedule 9

Classification:

Function: 2 Public Protection

Budget Unit: 2851 Planning & Building Services

Activity: 207 Public Protection - Other Protection

Fund: 1100 County General

Financing Uses Classification	2016-17 Actuals	2017-18 Actuals	2018-19 Estimate	2019-20 Request	2019-20 Proposed	2019-20 Adopted
(1)	(2)	(3)	(4)	(5)	(6)	(7)
<b>Revenues</b>						
822204 Cannabis Facility Bus. Lic.	-	10,308.00	15,000.00	15,000.00	15,000.00	-
822250 Mobile Hm Setup Fee	9,557.03	20,149.18	10,725.00	23,000.00	23,000.00	-
822300 Constr Permit	880,032.70	1,370,123.57	1,150,000.00	1,530,000.00	1,530,000.00	-
822500 Zoning Permit	153,673.51	258,358.07	240,000.00	330,000.00	330,000.00	-
822600 Other Permit	9,517.22	22,813.22	22,093.00	7,500.00	7,500.00	-
822605 Variance/Use Permit	128,310.50	193,395.94	100,000.00	280,000.00	280,000.00	-
822609 Coastal Zone Permit	153,346.68	183,442.04	170,000.00	190,000.00	190,000.00	-
823300 Forfeiture & Penalty	68,860.57	7,330.79	90,000.00	133,230.00	133,230.00	-
825395 Coastal Conserv	-	-	-	-	-	-
825490 State Other	-	-	-	-	-	-
825810 Other Govt Aid	-	146,437.00	-	-	-	-
826180 Planning/Engineering	135,083.56	149,828.00	155,000.00	70,000.00	70,000.00	-
826184 Environ Impact Report	(966.70)	961.00	140,000.00	10,000.00	10,000.00	-
826185 General Plan Amend	2,017.00	9,465.12	10,000.00	20,000.00	20,000.00	-
826186 Other Permit Fee	120,272.00	49,049.00	60,000.00	75,000.00	75,000.00	-
826187 Abandoned Veh Abate	34,064.44	16,185.86	45,000.00	60,000.00	60,000.00	-
826188 Gen Plan Maint	245,144.83	390,284.79	330,000.00	395,000.00	395,000.00	-
826390 Other Charges	490,448.92	295,509.37	170,000.00	466,069.00	466,069.00	-
827400 Prior Year Revenue	-	-	-	-	-	-
827600 Other Sales	2,433.12	2,900.68	5,000.00	6,000.00	6,000.00	-
827700 Other	-	(550.00)	-	25,000.00	25,000.00	-
827802 Operating Transfer In	10,000.00	16,000.00	16,000.00	15,000.00	15,000.00	-
<b>Total Revenues</b>	<b>2,441,795.38</b>	<b>3,141,991.63</b>	<b>2,728,818.00</b>	<b>3,650,799.00</b>	<b>3,650,799.00</b>	<b>-</b>
<b>Salaries &amp; Employee Benefits</b>						
861011 Regular Employees	1,821,787.35	2,081,717.20	2,264,969.00	2,616,961.00	2,616,961.00	-
861012 Extra Help	36,251.91	38,815.43	-	32,813.00	32,813.00	-
861013 Overtime Reg Emp	13,477.94	45,370.04	36,000.00	50,000.00	50,000.00	-
861021 Co Cont Retirement	494,445.05	606,517.93	666,541.00	798,664.00	798,664.00	-
861022 Co Cont OASDI	108,417.14	125,795.83	132,314.00	154,558.00	154,558.00	-
861023 Co Cont Medicare	25,881.92	29,993.52	30,944.00	37,311.00	37,311.00	-
861024 Co Cont Retire Incr	181,368.35	184,999.80	181,563.00	182,735.00	182,735.00	-
861030 Co Cont Health Ins	268,426.54	304,085.37	230,415.00	393,828.00	393,828.00	-
861031 Co Cont Unemp Ins	6,604.00	5,123.00	9,696.00	10,499.00	10,499.00	-
861035 Co Cont Workers Comp	70,156.00	65,897.00	49,303.00	32,735.00	32,735.00	-
<b>Total Salaries &amp; Employee Benefits</b>	<b>3,026,816.20</b>	<b>3,488,315.12</b>	<b>3,601,745.00</b>	<b>4,310,104.00</b>	<b>4,310,104.00</b>	<b>-</b>
<b>Services &amp; Supplies</b>						
862060 Communications	10,220.80	8,964.63	8,500.00	9,500.00	9,500.00	-
862101 Insurance - General	26,995.00	69,075.00	73,994.00	86,390.00	86,390.00	-
862120 Maint - Equip	40,588.96	33,322.65	51,000.00	30,500.00	30,500.00	-
862150 Memberships	910.20	2,950.50	3,000.00	3,000.00	3,000.00	-
862170 Office Expense	62,784.16	56,224.73	52,000.00	71,200.00	71,200.00	-
862187 Education & Training	17,059.32	10,409.51	41,500.00	40,500.00	40,500.00	-
862189 Prof/Spec Svcs - Other	793,253.88	976,791.73	812,449.00	876,500.00	876,500.00	-
862190 Publ/Legal Notice	17,480.98	18,563.57	17,000.00	22,000.00	22,000.00	-
862210 Rent/Lease - Bldg Grnds	900.00	900.00	1,000.00	1,000.00	1,000.00	-
862230 Info Tech Equip	2,747.82	2,913.82	4,500.00	5,000.00	5,000.00	-
862239 Spec Dept Expense	40,093.73	37,786.65	30,000.00	119,730.00	119,730.00	-
862250 Trans/Travel	51,677.57	67,148.57	55,500.00	58,000.00	58,000.00	-
862253 Travel Out of County	8,787.27	9,608.39	10,000.00	11,000.00	11,000.00	-
<b>Total Services &amp; Supplies</b>	<b>1,073,499.69</b>	<b>1,294,659.75</b>	<b>1,160,443.00</b>	<b>1,334,320.00</b>	<b>1,334,320.00</b>	<b>-</b>

Fixed Assets						
864370 Equipment	-	29,800.00	-	-	-	-
Total Fixed Assets	-	29,800.00	-	-	-	-
Expend Transfer & Reimb						
865380 Intrafund Transfers	(18,302.88)	-	-	-	-	-
865802 Oper Transfer Out	-	-	-	-	-	-
Total Expend Transfer & Reimb	(18,302.88)	-	-	-	-	-
Total Net Appropriations	4,082,013.01	4,812,774.87	4,762,188.00	5,644,424.00	5,644,424.00	-
Total Net County Cost	1,640,217.63	1,670,783.24	2,033,370.00	1,993,625.00	1,993,625.00	-

**1810 - ECONOMIC DEVELOPMENT**  
**Brent Schultz Planning & Building Director**

State Controller  
County Budget Act  
2010

County of Mendocino  
State of California  
Budget Unit Financing Uses Detail  
CEO Proposed Budget for Fiscal Year 2019-20

County Budget Form  
Schedule 9

Classification:

Function: 1 General Government  
Activity: 101 General - Legislative & Administrative

Budget Unit: 1810 Economic Development  
Fund: 1100 County General

Financing Uses Classification	2016-17 Actuals	2017-18 Actuals	2018-19 Estimate	2019-20 Request	2019-20 Proposed	2019-20 Adopted
(1)	(2)	(3)	(4)	(5)	(6)	(7)
Revenues						
826390 Other Charges	6,875.00	-	-	-	-	-
827700 Other	-	20,625.00	-	-	-	-
Total Revenues	6,875.00	20,625.00	-	-	-	-
Services & Supplies						
862150 Memberships	670.00	420.00	620.00	-	-	-
862170 Office Expense	-	-	-	-	-	-
862189 Prof/Spec Svcs - Other	507,907.89	698,513.86	571,794.00	572,000.00	603,586.00	-
862239 Spec Dept Expense	18,387.88	-	-	-	-	-
862250 Trans/Travel	-	-	-	-	-	-
862253 Travel Out of County	-	-	-	-	-	-
Total Services & Supplies	526,965.77	698,933.86	572,414.00	572,000.00	603,586.00	-
Expend Transfer & Reimb						
865380 Intrafund Transfers	-	-	-	-	-	-
Total Expend Transfer & Reimb	-	-	-	-	-	-
Total Net Appropriations	526,965.77	698,933.86	572,414.00	572,000.00	603,586.00	-
Total Net County Cost	520,090.77	678,308.86	572,414.00	572,000.00	603,586.00	-

**2810 - CANNABIS MANAGEMENT**  
**Brent Schultz, Planning & Building Director**

State Controller  
County Budget Act  
2010

County of Mendocino  
State of California  
Budget Unit Financing Uses Detail  
CEO Proposed Budget for Fiscal Year 2019-20

County Budget Form  
Schedule 9

Classification:

Function: 2 Public Protection

Budget Unit: 2810 Cannabis Management

Activity: 207 Public Protection - Other Protection

Fund: 1100 County General

Financing Uses Classification	2016-17 Actuals	2017-18 Actuals	2018-19 Estimate	2019-20 Request	2019-20 Proposed	2019-20 Adopted
(1)	(2)	(3)	(4)	(5)	(6)	(7)
<b>Revenues</b>						
822600 Other Permit	-	-	-	-	-	-
825490 State Other	-	-	101,762.00	-	-	-
826205 Cannabis Applic./Inspect	-	-	655,525.00	391,396.00	391,396.00	-
826201 Agric Certification	-	-	-	-	-	-
827400 Prior Year Revenue	-	-	-	-	-	-
827600 Other Sales	-	-	-	-	-	-
827707 Donations	-	-	-	-	-	-
827802 Oper Transfer In	-	-	-	-	-	-
<b>Total Revenues</b>	-	-	757,287.00	391,396.00	391,396.00	-
<b>Salaries &amp; Employee Benefits</b>						
861011 Regular Employees	-	20,786.99	464,148.00	210,855.00	210,855.00	-
861012 Extra Help	-	15,877.57	10,402.00	-	-	-
861013 Overtime Reg Emp	-	373.92	5,000.00	-	-	-
861021 Co Cont Retirement	-	5,175.06	154,303.00	64,564.00	64,564.00	-
861022 Co Cont OASDI	-	1,291.22	30,757.00	12,580.00	12,580.00	-
861023 Co Cont Medicare	-	301.98	7,192.00	2,942.00	2,942.00	-
861024 Co Cont Retire Incr	-	1,424.28	40,001.00	13,178.00	13,178.00	-
861030 Co Cont Health Ins	-	1,489.81	65,980.00	32,917.00	32,917.00	-
861031 Co Cont Unemp Ins	-	-	6,409.00	54.00	54.00	-
861035 Co Cont Workers Comp	-	-	570.00	141.00	141.00	-
<b>Total Salaries &amp; Employee Benefits</b>	-	46,720.83	784,762.00	337,231.00	337,231.00	-
<b>Services &amp; Supplies</b>						
862060 Communications	-	355.27	5,000.00	2,146.00	2,146.00	-
862101 Insurance - General	-	-	3,400.00	3,400.00	3,400.00	-
862120 Maint Equip	-	-	-	-	-	-
862150 Memberships	-	-	-	-	-	-
862160 Misc Expense	-	-	-	-	-	-
862170 Office Expense	-	1,125.35	7,000.00	-	-	-
862187 Education & Training	-	-	700.00	2,000.00	2,000.00	-
862189 Prof/Spec Svcs - Other	-	3,396.26	11,002.00	30,000.00	30,000.00	-
862190 Publ/Legal Notice	-	-	-	-	-	-
862230 Info Tech Equip	-	10,662.00	-	-	-	-
862239 Spec Dept Expense	-	42,834.42	6,000.00	97,839.00	97,839.00	-
862250 Trans/Travel	-	-	54,711.00	35,068.00	35,068.00	-
862253 Travel Out of County	-	-	1,000.00	1,000.00	1,000.00	-
<b>Total Services &amp; Supplies</b>	-	58,373.30	88,813.00	171,453.00	171,453.00	-

Other Charges						
863280 Contr Other Agency	-	-	-	-	-	-
Total Other Charges	-	-	-	-	-	-
Fixed Assets						
864360 Structure/Improvement	-	-	-	-	-	-
864370 Equipment	-	-	1,000.00	-	-	-
Total Fixed Assets	-	-	1,000.00	-	-	-
Expend Transfer & Reimb						
865802 Oper Transfer Out	-	-	-	-	-	-
Total Expend Transfer & Reimb	-	-	-	-	-	-
Total Net Appropriations	-	105,094.13	874,575.00	508,684.00	508,684.00	-
Total Net County Cost	-	105,094.13	117,288.00	117,288.00	117,288.00	-

**2840 - FISH AND GAME COMMISSION**  
**Brent Schultz, Planning & Building Director**

State Controller  
County Budget Act  
2010

County of Mendocino  
State of California  
Budget Unit Financing Uses Detail  
CEO Proposed Budget for Fiscal Year 2019-20

County Budget Form  
Schedule 9

Classification:

Function: 2 Public Protection

Budget Unit: 2840 Fish and Game

Activity: 207 Public Protection - Other Protection

Fund: 1206 Fish & Game

Financing Uses Classification	2016-17 Actuals	2017-18 Actuals	2018-19 Estimate	2019-20 Request	2019-20 Proposed	2019-20 Adopted
(1)	(2)	(3)	(4)	(5)	(6)	(7)
<b>Revenues</b>						
823200 Other Court Fine	12,232.25	47,607.88	35,000.00	35,000.00	35,000.00	-
824100 Interest	624.74	1,059.47	320.00	800.00	800.00	-
826390 Other Charges	-	36,680.00	-	106.00	106.00	-
827400 Prior Year Revenue	-	113.06	113.00	-	-	-
827700 Other	5,000.00	-	-	-	-	-
<b>Total Revenues</b>	<b>17,856.99</b>	<b>85,460.41</b>	<b>35,433.00</b>	<b>35,906.00</b>	<b>35,906.00</b>	<b>-</b>
<b>Services &amp; Supplies</b>						
862060 Communications	-	-	-	-	-	-
862101 Insurance - General	178.00	353.00	330.00	146.00	146.00	-
862120 Maint - Equip	-	-	-	-	-	-
862150 Memberships	-	-	-	-	-	-
862170 Office Expense	44.36	539.36	500.00	500.00	500.00	-
862189 Prof/Spec Svcs - Other	6,051.60	6,026.76	6,000.00	6,000.00	6,000.00	-
862194 A-87 Costs	-	-	-	-	-	-
862200 Rent/Lease - Equip	-	-	-	-	-	-
862239 Spec Dept Expense	40,000.00	40,450.00	50,000.00	27,500.00	27,500.00	-
862250 Trans/Travel	885.09	549.14	3,100.00	1,760.00	1,760.00	-
862253 Trans/Travel Out of County	-	688.89	-	-	-	-
<b>Total Services &amp; Supplies</b>	<b>47,159.05</b>	<b>48,607.15</b>	<b>59,930.00</b>	<b>35,906.00</b>	<b>35,906.00</b>	<b>-</b>
<b>Expend Transfer &amp; Reimb</b>						
865802 Oper Transfer Out	-	-	-	-	-	-
<b>Total Expend Transfer &amp; Reimb</b>	<b>-</b>	<b>-</b>	<b>-</b>	<b>-</b>	<b>-</b>	<b>-</b>
<b>Total Net Appropriations</b>	<b>47,159.05</b>	<b>48,607.15</b>	<b>59,930.00</b>	<b>35,906.00</b>	<b>35,906.00</b>	<b>-</b>
<b>Total Fund Balance Contribution</b>	<b>29,302.06</b>	<b>(36,853.26)</b>	<b>24,497.00</b>	<b>-</b>	<b>-</b>	<b>-</b>

**2852 - PLANNING AND BUILDING SERVICES SPECIAL FUND**  
**Brent Schultz, Planning & Building Director**

State Controller  
County Budget Act  
2010

County of Mendocino  
State of California  
Budget Unit Financing Uses Detail  
CEO Proposed Budget for Fiscal Year 2019-20

County Budget Form  
Schedule 9

Classification:

Function: 2 Public Protection

Budget Unit: 2852 Planning & Building - Special

Activity: 207 Public Protection - Other Protection

Fund: 1222 General Plan Update

Financing Uses Classification	2016-17 Actuals	2017-18 Actuals	2018-19 Estimate	2019-20 Request	2019-20 Proposed	2019-20 Adopted
(1)	(2)	(3)	(4)	(5)	(6)	(7)
<b>Revenues</b>						
824100 Interest	3,624.56	8,160.18	-	10,000.00	10,000.00	-
826184 Environ Impact Report	185.00	139,875.00	50,000.00	50,000.00	50,000.00	-
826260 Micrographic Fee	55,306.83	99,130.60	70,050.00	130,000.00	130,000.00	-
826264 AB717 Educ/Training	33,923.38	50,635.03	40,000.00	60,000.00	60,000.00	-
826390 Other Charges	-	-	-	-	-	-
827700 Other	-	-	-	-	-	-
<b>Total Revenues</b>	<b>93,039.77</b>	<b>297,800.81</b>	<b>160,050.00</b>	<b>250,000.00</b>	<b>250,000.00</b>	<b>-</b>
<b>Services &amp; Supplies</b>						
862187 Education & Training	8,056.74	8,783.94	-	2,500.00	2,500.00	-
862189 Prof/Spec Svcs - Other	15,941.85	-	100,000.00	40,000.00	40,000.00	-
862239 Spec Dept Expense	-	526.66	50,000.00	50,000.00	50,000.00	-
862253 Travel Out of County	1,145.80	5,360.70	8,500.00	5,000.00	5,000.00	-
<b>Total Services &amp; Supplies</b>	<b>25,144.39</b>	<b>14,671.30</b>	<b>158,500.00</b>	<b>97,500.00</b>	<b>97,500.00</b>	<b>-</b>
<b>Fixed Assets</b>						
864370 Equipment	-	-	-	-	-	-
<b>Total Fixed Assets</b>	<b>-</b>	<b>-</b>	<b>-</b>	<b>-</b>	<b>-</b>	<b>-</b>
<b>Expend Transfer &amp; Reimb</b>						
865802 Oper Transfer Out	10,000.00	16,000.00	16,000.00	15,000.00	15,000.00	-
<b>Total Expend Transfer &amp; Reimb</b>	<b>10,000.00</b>	<b>16,000.00</b>	<b>16,000.00</b>	<b>15,000.00</b>	<b>15,000.00</b>	<b>-</b>
<b>Total Net Appropriations</b>	<b>35,144.39</b>	<b>30,671.30</b>	<b>174,500.00</b>	<b>112,500.00</b>	<b>112,500.00</b>	<b>-</b>
<b>Total Fund Balance Contribution</b>	<b>(57,895.38)</b>	<b>(267,129.51)</b>	<b>14,450.00</b>	<b>(137,500.00)</b>	<b>(137,500.00)</b>	<b>-</b>



**2560 - PROBATION OFFICER**  
**Izen Locatelli, Chief Probation Officer**

State Controller  
County Budget Act  
2010

County of Mendocino  
State of California  
Budget Unit Financing Uses Detail  
CEO Proposed Budget for Fiscal Year 2019-20

County Budget Form  
Schedule 9

Classification:

Function: 2 Public Protection  
Activity: 203 Public Protection - Detention

Budget Unit: 2560 Probation Officer  
Fund: 1100 County General

Financing Uses Classification	2016-17 Actuals	2017-18 Actuals	2018-19 Estimate	2019-20 Request	2019-20 Proposed	2019-20 Adopted
(1)	(2)	(3)	(4)	(5)	(6)	(7)
<b>Revenues</b>						
821510 Sales Tax - Public Safety	679,000.72	734,762.89	730,796.00	772,550.00	772,550.00	-
823110 Crim Just Const Fund	28,400.00	30,400.00	30,000.00	30,000.00	30,000.00	-
823204 Misc Court Fine	2,866.80	11,108.03	5,000.00	5,000.00	5,000.00	-
823310 Asset Forfeiture	25,494.08	-	-	-	-	-
825210 State Welfare Admin	-	-	-	-	-	-
825341 Realignment Hlth Svcs	91,002.00	91,002.00	91,002.00	91,002.00	91,002.00	-
825344 2011Realignment Pub Sfty	1,215,221.99	1,219,566.99	1,162,212.00	1,334,493.00	1,334,493.00	-
825398 SB90 Reimb	4,501.00	5,259.00	-	-	-	-
825489 State Youthful Offender	116,272.00	151,200.00	503,149.00	533,968.00	533,968.00	-
825490 State Other	1,031,206.03	1,126,393.47	1,262,577.00	1,279,533.00	1,279,533.00	-
825510 Fed Welfare Admin	-	-	-	-	-	-
825511 TANF Probation	-	-	-	-	-	-
825518 Title IV-E	164,179.00	148,432.00	200,000.00	150,000.00	150,000.00	-
825670 Federal Other	-	(30.04)	-	-	-	-
825810 Other Govt Aid	-	-	-	-	-	-
826118 Cite Process Fee	277.58	192.39	250.00	300.00	300.00	-
826226 Adult Prob Supervision	207,548.89	275,514.69	200,000.00	250,000.00	250,000.00	-
826227 Adult Prob Diversion	11,978.71	15,562.96	12,000.00	10,000.00	10,000.00	-
826228 Adult Prob Pre-Sentence	60,644.73	72,723.03	55,000.00	55,000.00	55,000.00	-
826238 Juv Drug Ct Enroll Fee	-	-	-	-	-	-
826268 Work Furlough	2,066.74	618.54	1,000.00	500.00	500.00	-
826270 Elec Monitor Fee	-	-	-	-	-	-
826385 Drug Testing Prog	14,579.27	12,258.17	12,000.00	9,900.00	9,900.00	-
826390 Other Charges	35,249.12	3,545.56	4,000.00	3,000.00	3,000.00	-
826399 Collection Service	5,828.84	6,429.83	6,000.00	-	-	-
826404 Returned Check Chg	-	-	-	-	-	-
827700 Other	-	-	-	-	-	-
827711 Civil Assmt PC1214.1	-	176.73	-	-	-	-
<b>Total Revenues</b>	<b>3,696,317.50</b>	<b>3,905,116.24</b>	<b>4,274,986.00</b>	<b>4,525,246.00</b>	<b>4,525,246.00</b>	<b>-</b>
<b>Salaries &amp; Employee Benefits</b>						
861011 Regular Employees	2,160,222.68	2,259,388.31	2,507,326.00	2,443,611.00	2,443,611.00	-
861012 Extra Help	15,483.39	43,457.94	-	-	-	-
861013 Overtime Reg Emp	59,262.30	71,879.55	50,000.00	50,000.00	50,000.00	-
861021 Co Cont Retirement	783,817.54	780,609.17	870,765.00	952,393.00	952,393.00	-
861022 Co Cont OASDI	129,407.58	138,314.11	142,231.00	145,164.00	145,164.00	-
861023 Co Cont Medicare	30,611.75	32,978.01	33,254.00	33,949.00	33,949.00	-
861024 Co Cont Retire Incr	266,814.26	258,905.36	277,756.00	224,635.00	224,635.00	-
861030 Co Cont Health Ins	379,813.72	297,886.52	259,720.00	337,275.00	337,275.00	-
861031 Co Cont Unemp Ins	5,620.00	6,173.00	6,973.00	6,399.00	6,399.00	-
861035 Co Cont Workers Comp	116,729.00	107,933.00	103,967.00	121,387.00	121,387.00	-
<b>Total Salaries &amp; Employee Benefits</b>	<b>3,947,782.22</b>	<b>3,997,524.97</b>	<b>4,251,992.00</b>	<b>4,314,813.00</b>	<b>4,314,813.00</b>	<b>-</b>
<b>Services &amp; Supplies</b>						
862050 Clothing & Personal	5,260.13	2,448.87	7,100.00	6,050.00	6,050.00	-
862060 Communications	12,555.92	11,439.36	14,396.00	14,696.00	14,696.00	-
862101 Insurance - General	15,484.00	15,847.00	17,250.00	67,025.00	67,025.00	-
862120 Maint - Equip	-	581.93	5,000.00	2,500.00	2,500.00	-
862150 Memberships	3,996.24	2,626.24	3,200.00	3,261.00	3,261.00	-
862170 Office Expense	50,240.60	34,729.76	54,000.00	44,000.00	44,000.00	-
862187 Education & Training	24,861.78	30,066.45	50,000.00	45,000.00	45,000.00	-
862189 Prof/Spec Svcs - Other	747,819.59	1,021,884.85	1,189,619.00	1,262,843.00	1,300,843.00	-
862190 Publ & Legal Notices	-	627.50	2,000.00	1,000.00	1,000.00	-
862200 Rent/Lease - Equip	-	-	1,000.00	1,000.00	1,000.00	-
862230 Info Tech Equipment	900.32	-	2,500.00	2,500.00	2,500.00	-
862232 Law Enf Supply & Svcs	17,807.09	23,562.57	35,000.00	27,500.00	27,500.00	-
862239 Spec Dept Expense	103,160.08	89,598.48	75,758.00	134,450.00	134,450.00	-
862250 Trans/Travel	44,087.00	47,628.71	47,500.00	47,500.00	47,500.00	-
862253 Travel Out of County	5,193.73	5,568.05	7,500.00	7,500.00	7,500.00	-

Total Services & Supplies	1,031,366.48	1,286,609.77	1,511,823.00	1,666,825.00	1,704,825.00	-
Other Charges						
863113 Pmt Other Gov Agency	-	-	-	-	-	-
Total Other Charges	-	-	-	-	-	-
Fixed Assets						
864370 Equipment	-	-	-	45,000.00	45,000.00	-
Total Fixed Assets	-	-	-	45,000.00	45,000.00	-
Expend Transfer & Reimb						
865380 Intrafund Transfer	(124,587.00)	(163,924.00)	(124,587.00)	(163,924.00)	(163,924.00)	-
865802 Operating Transfer Out	-	-	-	38,000.00	-	-
Total Expend Transfer & Reimb	(124,587.00)	(163,924.00)	(124,587.00)	(125,924.00)	(163,924.00)	-
Total Net Appropriations	4,854,561.70	5,120,210.74	5,639,228.00	5,900,714.00	5,900,714.00	-
Total Net County Cost	1,158,244.20	1,215,094.50	1,364,242.00	1,375,468.00	1,375,468.00	-

**2550 - JUVENILE HALL**  
**Izen Locatelli, Chief Probation Officer**

State Controller  
County Budget Act  
2010

County of Mendocino  
State of California  
Budget Unit Financing Uses Detail  
CEO Proposed Budget for Fiscal Year 2019-20

County Budget Form  
Schedule 9

Classification:

Function: 2 Public Protection  
Activity: 203 Public Protection - Detention

Budget Unit: 2550 Juvenile Hall  
Fund: 1100 County General

Financing Uses Classification	2016-17 Actuals	2017-18 Actuals	2018-19 Estimate	2019-20 Request	2019-20 Proposed	2019-20 Adopted
(1)	(2)	(3)	(4)	(5)	(6)	(7)
<b>Revenues</b>						
825344 2011 Realignment Pub Sfty	-	-	-	-	-	-
825464 State Brkfst/Lunch Prog	35,109.09	29,662.55	18,000.00	-	-	-
825489 State Youthful Offender	21,209.00	18,202.00	34,058.00	108,727.00	108,727.00	-
826346 Support in Juv Hall	30,836.89	34,659.14	10,000.00	17,000.00	17,000.00	-
826390 Other Charges	696,334.17	174,042.76	-	-	-	-
827700 Other	-	-	-	-	-	-
<b>Total Revenues</b>	<b>783,489.15</b>	<b>256,566.45</b>	<b>62,058.00</b>	<b>125,727.00</b>	<b>125,727.00</b>	<b>-</b>
<b>Salaries &amp; Employee Benefits</b>						
861011 Regular Employees	1,199,332.47	1,249,311.96	1,006,362.00	264,296.00	888,172.00	-
861012 Extra Help	104,449.66	85,760.23	140,000.00	105,000.00	105,000.00	-
861013 Overtime Reg Emp	250,744.34	173,574.63	36,168.00	140,000.00	140,000.00	-
861021 Co Cont Retirement	429,083.83	423,265.97	378,284.00	94,921.00	358,901.00	-
861022 Co Cont OASDI	82,894.61	83,240.98	60,146.00	15,621.00	51,780.00	-
861023 Co Cont Medicare	20,915.65	20,924.51	14,066.00	3,653.00	12,110.00	-
861024 Co Cont Retire Incr	145,736.49	137,478.11	106,407.00	20,260.00	63,229.00	-
861030 Co Cont Health Ins	244,862.45	203,770.50	126,468.00	45,441.00	168,604.00	-
861031 Co Cont Unemp Ins	5,855.00	4,590.00	3,923.00	2,151.00	2,151.00	-
861035 Co Cont Workers Comp	81,030.00	82,795.00	114,106.00	114,212.00	114,212.00	-
<b>Total Salaries &amp; Employee Benefits</b>	<b>2,564,904.50</b>	<b>2,464,711.89</b>	<b>1,985,930.00</b>	<b>805,555.00</b>	<b>1,904,159.00</b>	<b>-</b>
<b>Services &amp; Supplies</b>						
862050 Clothing/Pers Items	13,497.44	11,729.18	9,000.00	9,400.00	9,400.00	-
862060 Communications	6,459.53	7,488.98	6,700.00	5,700.00	5,700.00	-
862080 Food	98,256.98	77,861.49	80,000.00	35,000.00	35,000.00	-
862090 Household Expense	29,950.78	29,449.87	25,000.00	20,000.00	20,000.00	-
862101 Insurance - General	12,785.00	10,645.00	11,803.00	14,047.00	14,047.00	-
862120 Maint - Equip	-	933.87	2,500.00	2,500.00	2,500.00	-
862130 Maint - Strc/Impr/Grnds	838.89	375.18	1,000.00	1,000.00	1,000.00	-
862140 Med Dentr & Lab Supls	8,760.01	6,399.23	5,300.00	12,000.00	12,000.00	-
862150 Memberships	106.80	-	150.00	300.00	300.00	-
862160 Misc Expense	-	-	500.00	500.00	500.00	-
862170 Office Expense	8,721.46	5,466.22	6,500.00	5,000.00	5,000.00	-
862185 Medical/Dental Svcs	120,387.97	87,452.65	88,320.00	86,432.00	86,432.00	-
862187 Education & Training	8,866.30	21,719.51	10,000.00	15,000.00	15,000.00	-
862189 Prof/Spec Svcs - Other	82,617.00	91,905.45	74,996.00	129,587.00	129,587.00	-
862190 Publ/Legal Notice	-	-	-	-	-	-
862232 Law Enf Supply & Svcs	1,089.84	2,535.88	4,000.00	3,500.00	3,500.00	-
862239 Spec Dept Expense	9,724.53	8,323.99	10,120.00	10,096.00	10,096.00	-
862250 Trans/Travel	2,803.17	3,403.49	3,000.00	2,500.00	2,500.00	-
862253 Travel Out of County	196.20	-	-	250.00	250.00	-
<b>Total Services &amp; Supplies</b>	<b>405,061.90</b>	<b>365,689.99</b>	<b>338,889.00</b>	<b>352,812.00</b>	<b>352,812.00</b>	<b>-</b>
<b>Fixed Assets</b>						
864370 Equipment	-	-	-	-	-	-
<b>Total Fixed Assets</b>	<b>-</b>	<b>-</b>	<b>-</b>	<b>-</b>	<b>-</b>	<b>-</b>
<b>Expend Transfer &amp; Reimb</b>						
865380 Intrafund Transfer	(44,640.00)	(44,640.00)	(44,640.00)	(44,640.00)	(44,640.00)	-
865802 Operating Transfer Out	-	-	-	12,000.00	12,000.00	-
<b>Total Expend Transfer and Reimb</b>	<b>(44,640.00)</b>	<b>(44,640.00)</b>	<b>(44,640.00)</b>	<b>(32,640.00)</b>	<b>(32,640.00)</b>	<b>-</b>
<b>Total Net Appropriations</b>	<b>2,925,326.40</b>	<b>2,785,761.88</b>	<b>2,280,179.00</b>	<b>1,125,727.00</b>	<b>2,224,331.00</b>	<b>-</b>
<b>Total Net County Cost</b>	<b>2,141,837.25</b>	<b>2,529,195.43</b>	<b>2,218,121.00</b>	<b>1,000,000.00</b>	<b>2,098,604.00</b>	<b>-</b>

**2561 - JUVENILE JUSTICE CRIME PREVENTION ACT**  
**Izen Locatelli, Chief Probation Officer**

State Controller  
County Budget Act  
2010

County of Mendocino  
State of California  
Budget Unit Financing Uses Detail  
CEO Proposed Budget for Fiscal Year 2019-20

County Budget Form  
Schedule 9

Classification:

Function: 2 Public Protection  
Activity: 203 Public Protection - Detention

Budget Unit: 2561 Probation AB1913/CPA 2000  
Fund: 1211 Probation COPS AB1913/CPA 2000

Financing Uses Classification	2016-17 Actuals	2017-18 Actuals	2018-19 Estimate	2019-20 Request	2019-20 Proposed	2019-20 Adopted
(1)	(2)	(3)	(4)	(5)	(6)	(7)
<b>Revenues</b>						
824100 Interest	1,789.23	3,160.79	0	0	0	0
825490 State Other	242,653.63	241,532.87	248,697	240,241	240,241	0
<b>Total Revenues</b>	<b>244,442.86</b>	<b>244,693.66</b>	<b>248,697</b>	<b>240,241</b>	<b>240,241</b>	<b>0</b>
<b>Salaries &amp; Employee Benefits</b>						
861011 Regular Employees	-	-	-	-	-	-
861021 Co Cont Retirement	-	-	-	-	-	-
861022 Co Cont OASDI	-	-	-	-	-	-
861023 Co Cont Medicare	-	-	-	-	-	-
861024 Co Cont Retire Incr	-	-	-	-	-	-
861030 Co Cont Health Ins	-	-	-	-	-	-
861031 Co Cont Unemp Ins	-	-	-	-	-	-
861035 Co Cont Workers Comp	-	-	-	-	-	-
<b>Total Salaries &amp; Employee Benefits</b>	<b>-</b>	<b>-</b>	<b>-</b>	<b>-</b>	<b>-</b>	<b>-</b>
<b>Services &amp; Supplies</b>						
862170 Office Expense	-	-	-	-	-	-
862189 Prof/Spec Svcs - Other	-	-	180,000.00	-	-	-
862194 A-87 Costs	-	-	-	-	-	-
862250 Trans/Travel	-	-	-	-	-	-
<b>Total Services &amp; Supplies</b>	<b>-</b>	<b>-</b>	<b>180,000.00</b>	<b>-</b>	<b>-</b>	<b>-</b>
<b>Other Charges</b>						
863113 Pmt Other Gov Agency	300,145.49	285,430.53	260,313.00	206,726.00	206,726.00	-
<b>Total Other Charges</b>	<b>300,145.49</b>	<b>285,430.53</b>	<b>260,313.00</b>	<b>206,726.00</b>	<b>206,726.00</b>	<b>-</b>
<b>Expend Transfer &amp; Reimb</b>						
865802 Oper Transfer Out	-	-	-	-	-	-
<b>Total Expend Transfer &amp; Reimb</b>	<b>-</b>	<b>-</b>	<b>-</b>	<b>-</b>	<b>-</b>	<b>-</b>
<b>Total Net Appropriations</b>	<b>300,145.49</b>	<b>285,430.53</b>	<b>440,313.00</b>	<b>206,726.00</b>	<b>206,726.00</b>	<b>-</b>
<b>Total Fund Balance Contribution</b>	<b>55,702.63</b>	<b>40,736.87</b>	<b>191,616.00</b>	<b>(33,515.00)</b>	<b>(33,515.00)</b>	<b>-</b>

**2080 - PUBLIC DEFENDER**  
**Jeffrey Aaron, Public Defender**

State Controller  
County Budget Act  
2010

County of Mendocino  
State of California  
Budget Unit Financing Uses Detail  
CEO Proposed Budget for Fiscal Year 2019-20

County Budget Form  
Schedule 9

Classification:

Function: 2 Public Protection  
Activity: 201 Public Protection - Judicial

Budget Unit: 2080 Public Defender  
Fund: 1100 County General

Financing Uses Classification	2016-17 Actuals	2017-18 Actuals	2018-19 Estimate	2019-20 Request	2019-20 Proposed	2019-20 Adopted
(1)	(2)	(3)	(4)	(5)	(6)	(7)
<b>Revenues</b>						
825344 2011 Realign Pub Safety	113,586.00	97,820.16	67,572.00	174,051.00	174,051.00	-
826163 Legal Svcs Reimb	19,648.59	26,040.31	20,000.00	20,000.00	20,000.00	-
826390 Other Charges	49,000.59	30,148.66	-	-	-	-
827400 Prior Year Revenue	-	1,267.42	-	-	-	-
<b>Total Revenues</b>	<b>182,235.18</b>	<b>155,276.55</b>	<b>87,572.00</b>	<b>194,051.00</b>	<b>194,051.00</b>	<b>-</b>
<b>Salaries &amp; Employee Benefits</b>						
861011 Regular Employees	1,429,860.80	1,571,810.10	1,436,789.00	1,464,198.00	1,464,198.00	-
861012 Extra Help	6,513.21	6,993.66	7,932.00	-	-	-
861013 Overtime Reg Emp	-	397.11	-	-	-	-
861021 Co Cont Retirement	394,028.37	444,902.06	477,107.00	517,618.00	517,618.00	-
861022 Co Cont OASDI	83,992.72	93,654.23	101,753.00	100,464.00	100,464.00	-
861023 Co Cont Medicare	20,033.71	22,133.10	23,996.00	23,703.00	23,703.00	-
861024 Co Cont Retire Incr	147,381.32	139,480.45	135,086.00	119,243.00	119,243.00	-
861030 Co Cont Health Ins	167,573.48	152,542.58	138,994.00	200,676.00	200,676.00	-
861031 Co Cont Unemp Ins	2,379.00	2,082.00	2,035.00	2,976.00	2,976.00	-
861035 Co Cont Workers Comp	3,176.00	3,542.00	2,952.00	2,946.00	2,946.00	-
<b>Total Salaries &amp; Employee Benefits</b>	<b>2,254,938.61</b>	<b>2,437,537.29</b>	<b>2,326,644.00</b>	<b>2,431,824.00</b>	<b>2,431,824.00</b>	<b>-</b>
<b>Services &amp; Supplies</b>						
862060 Communications	1,429.50	1,717.62	3,000.00	3,000.00	3,000.00	-
862061 Comm Lease	-	-	-	-	-	-
862101 Insurance - General	5,588.00	5,439.00	6,178.00	6,972.00	6,972.00	-
862110 Jury/Witness Expense	-	-	500.00	500.00	500.00	-
862150 Memberships	6,466.00	4,596.00	9,000.00	9,000.00	9,000.00	-
862170 Office Expense	52,215.04	73,798.62	45,000.00	45,000.00	45,000.00	-
862187 Education & Training	2,870.15	2,877.30	5,421.00	5,421.00	5,421.00	-
862189 Prof/Spec Svcs - Other	77,253.78	93,396.77	86,918.00	86,918.00	86,918.00	-
862210 Rent/Lease - Bldg Grnds	-	-	-	-	-	-
862239 Spec Dept Expense	7,590.30	59.06	-	-	-	-
862250 Trans/Travel	4,916.45	7,882.96	7,000.00	7,000.00	7,000.00	-
862253 Travel Out of County	6,972.44	2,921.49	6,000.00	6,000.00	6,000.00	-
862260 Utilities	-	-	-	-	-	-
<b>Total Services &amp; Supplies</b>	<b>165,301.66</b>	<b>192,688.82</b>	<b>169,017.00</b>	<b>169,811.00</b>	<b>169,811.00</b>	<b>-</b>
<b>Fixed Assets</b>						
864370 Equipment	-	-	-	6,755.00	6,755.00	-
<b>Total Fixed Assets</b>	<b>-</b>	<b>-</b>	<b>-</b>	<b>6,755.00</b>	<b>6,755.00</b>	<b>-</b>
<b>Expend Transfer &amp; Reimb</b>						
865802 Oper Transfer Out	-	-	-	-	-	-
<b>Total Expend Transfer &amp; Reimb</b>	<b>-</b>	<b>-</b>	<b>-</b>	<b>-</b>	<b>-</b>	<b>-</b>
<b>Total Net Appropriations</b>	<b>2,420,240.27</b>	<b>2,630,226.11</b>	<b>2,495,661.00</b>	<b>2,608,390.00</b>	<b>2,608,390.00</b>	<b>-</b>
<b>Total Net County Cost</b>	<b>2,238,005.09</b>	<b>2,474,949.56</b>	<b>2,408,089.00</b>	<b>2,414,339.00</b>	<b>2,414,339.00</b>	<b>-</b>

**1920 - RETIREMENT ADMINISTRATION**  
**James Wilbanks, Administrator**

State Controller  
County Budget Act  
2010

County of Mendocino  
State of California  
Budget Unit Financing Uses Detail  
CEO Proposed Budget for Fiscal Year 2019-20

County Budget Form  
Schedule 9

Classification:

Function: 1 General Government  
Activity: 101 General - Legislative & Administrative

Budget Unit: 1920 Retirement  
Fund: 1100 County General

Financing Uses Classification	2016-17 Actuals	2017-18 Actuals	2018-19 Estimate	2019-20 Request	2019-20 Proposed	2019-20 Adopted
(1)	(2)	(3)	(4)	(5)	(6)	(7)
<b>Revenues</b>						
825810 Other Govt Aid	551,586.83	592,996.23	616,422.00	648,615.00	648,615.00	-
827700 Other	-	-	-	-	-	-
<b>Total Revenues</b>	<b>551,586.83</b>	<b>592,996.23</b>	<b>616,422.00</b>	<b>648,615.00</b>	<b>648,615.00</b>	<b>-</b>
<b>Salaries &amp; Employee Benefits</b>						
861011 Regular Employees	339,970.51	375,960.84	392,196.00	405,551.00	405,551.00	-
861012 Extra Help	-	-	-	-	-	-
861013 Overtime Reg Emp	-	-	-	-	-	-
861021 Co Cont Retirement	89,337.70	100,688.39	115,686.00	121,815.00	121,815.00	-
861022 Co Cont OASDI	19,062.78	20,973.65	22,013.00	21,745.00	21,745.00	-
861023 Co Cont Medicare	4,581.65	5,141.01	5,449.00	5,563.00	5,563.00	-
861024 Co Cont Retire Incr	31,987.66	30,145.30	31,330.00	27,610.00	27,610.00	-
861030 Co Cont Health Ins	65,673.53	59,487.04	49,748.00	66,331.00	66,331.00	-
861031 Co Cont Unemp Ins	353.00	277.00	-	-	-	-
861035 Co Cont Workers Comp	286.00	323.00	-	-	-	-
<b>Total Salaries &amp; Employee Benefits</b>	<b>551,252.83</b>	<b>592,996.23</b>	<b>616,422.00</b>	<b>648,615.00</b>	<b>648,615.00</b>	<b>-</b>
<b>Services &amp; Supplies</b>						
862060 Communications	-	-	-	-	-	-
862101 Insurance - General	334.00	-	-	-	-	-
862150 Memberships	-	-	-	-	-	-
862170 Office Expense	-	-	-	-	-	-
862183 Legal Fees	-	-	-	-	-	-
862189 Prof/Spec Svcs - Other	-	-	-	-	-	-
862250 Trans/Travel	-	-	-	-	-	-
862253 Travel Out of County	-	-	-	-	-	-
<b>Total Services &amp; Supplies</b>	<b>334.00</b>	<b>-</b>	<b>-</b>	<b>-</b>	<b>-</b>	<b>-</b>
<b>Total Net Appropriations</b>	<b>551,586.83</b>	<b>592,996.23</b>	<b>616,422.00</b>	<b>648,615.00</b>	<b>648,615.00</b>	<b>-</b>
<b>Total Net County Cost</b>	<b>-</b>	<b>-</b>	<b>-</b>	<b>-</b>	<b>-</b>	<b>-</b>

**2310 - SHERIFF-CORONER**  
**Thomas Allman, Sheriff-Coroner**

State Controller  
County Budget Act  
2010

County of Mendocino  
State of California  
Budget Unit Financing Uses Detail  
CEO Proposed Budget for Fiscal Year 2019-20

County Budget Form  
Schedule 9

Classification:

Function: 2 Public Protection  
Activity: 202 Public Protection - Police Protection

Budget Unit: 2310 Mendocino County Sheriff  
Fund: 1100 County General

Financing Uses Classification	2016-17 Actuals	2017-18 Actuals	2018-19 Estimate	2019-20 Request	2019-20 Proposed	2019-20 Adopted
(1)	(2)	(3)	(4)	(5)	(6)	(7)
<b>Revenues</b>						
821510 Sales Tax - Public Safety	2,972,689.49	3,216,947.46	3,198,741.00	3,378,550.00	3,378,550.00	-
822600 Other Permit	1,123.00	904.00	500.00	500.00	500.00	-
822601 Gun Permit	39,614.93	58,264.79	50,000.00	50,000.00	50,000.00	-
823110 Crim Just Const Fund	142,000.00	152,000.00	150,000.00	150,000.00	150,000.00	-
823130 Warrant System	1,530.51	2,281.21	1,000.00	2,000.00	2,000.00	-
823204 Misc Court Fine	142,762.29	141,475.82	125,000.00	125,000.00	125,000.00	-
823210 Fine Judicial Dist	53.17	61.98	-	-	-	-
823300 Forfeiture & Penalty	983.45	187.61	-	-	-	-
823310 Asset Forfeiture	300,000.00	15,808.00	-	-	-	-
825344 2011 Realign Pub Safety	1,552,694.48	1,573,364.75	1,606,526.00	1,608,195.00	1,608,195.00	-
825398 SB90 Reimb	-	-	-	-	-	-
825490 State Other	632,318.73	566,271.94	875,000.00	885,000.00	885,000.00	-
825670 Federal Other	19,863.50	19,923.28	25,000.00	27,912.00	27,912.00	-
825810 Other Govt Aid	-	-	-	-	-	-
826204 Appeal Abatement Fee	-	-	-	-	-	-
826223 Civil Fee Sheriff	110,901.74	67,198.91	100,000.00	100,000.00	100,000.00	-
826242 Dom Animal Care	22,000.00	22,000.00	22,000.00	22,000.00	22,000.00	-
826250 Law Enforcement Services	118,246.38	164,579.64	160,000.00	160,000.00	160,000.00	-
826254 Sher Pt Arena Contract	108,333.29	99,999.96	100,000.00	100,000.00	100,000.00	-
826257 Med Marij Zip Tie	1,267,514.00	1,125.00	-	-	-	-
826258 Restitution 11470.2 H&S	327,440.00	148,067.00	-	-	-	-
826390 Other Charges	3,756.35	16,612.37	-	-	-	-
827400 Prior Year Revenue	-	-	-	-	-	-
827600 Other Sales	7,696.50	5,814.30	-	-	-	-
827700 Other	996.29	4,296.01	-	-	-	-
827707 Donation	600.00	221.00	-	-	-	-
827802 Oper Transfer In	96,297.74	-	-	-	-	-
<b>Total Revenues</b>	<b>7,869,415.84</b>	<b>6,277,405.03</b>	<b>6,413,767.00</b>	<b>6,609,157.00</b>	<b>6,609,157.00</b>	<b>-</b>
<b>Salaries &amp; Employee Benefits</b>						
861011 Regular Employees	6,666,502.38	7,470,869.70	8,460,121.00	8,324,664.00	8,324,664.00	-
861012 Extra Help	427,544.61	533,052.25	97,715.00	213,083.00	213,083.00	-
861013 Overtime Reg Emp	1,811,980.23	1,837,017.13	-	650,000.00	650,000.00	-
861021 Co Cont Retirement	2,799,592.15	3,244,901.93	3,715,171.00	3,790,339.00	3,790,339.00	-
861022 Co Cont OASDI	498,426.08	550,178.05	537,567.00	493,452.00	493,452.00	-
861023 Co Cont Medicare	124,167.05	138,405.38	126,220.00	115,797.00	115,797.00	-
861024 Co Cont Retire Incr	1,714,872.15	1,811,343.41	1,938,071.00	1,618,757.00	1,618,757.00	-
861030 Co Cont Health Ins	1,024,485.46	873,209.01	786,306.00	1,150,100.00	1,150,100.00	-
861031 Co Cont Unemp Ins	16,918.00	14,097.00	12,689.00	10,999.00	10,999.00	-
861035 Co Cont Workers Comp	1,129,129.00	1,223,986.00	1,169,805.00	1,121,832.00	1,121,832.00	-
<b>Total Salaries &amp; Employee Benefits</b>	<b>16,213,617.11</b>	<b>17,697,059.86</b>	<b>16,843,665.00</b>	<b>17,489,023.00</b>	<b>17,489,023.00</b>	<b>-</b>

Services & Supplies						
862050 Clothing/Pers Items	4,584.59	514.49	3,000.00	3,000.00	3,000.00	-
862060 Communications	160,984.05	154,845.04	135,000.00	135,000.00	135,000.00	-
862101 Insurance - General	323,509.00	224,216.00	195,650.00	210,998.00	210,998.00	-
862120 Maint - Equip	149,141.80	41,374.86	175,000.00	178,450.00	178,450.00	-
862130 Maint - Strc/Impr/Grnds	-	43.52	-	-	-	-
862150 Memberships	16,205.00	14,234.88	20,000.00	20,000.00	20,000.00	-
862170 Office Expense	112,313.67	75,258.87	110,000.00	110,000.00	110,000.00	-
862185 Medical/Dental Svcs	296,731.00	449,131.59	400,000.00	400,000.00	400,000.00	-
862187 Education & Training	18,783.83	5,124.10	215,000.00	215,000.00	215,000.00	-
862189 Prof/Spec Svcs - Other	24,281.46	230,006.72	383,253.00	383,253.00	383,253.00	-
862190 Publ/Legal Notice	127.71	7.00	-	-	-	-
862200 Rent/Lease - Equip	-	-	-	2,000.00	2,000.00	-
862210 Rent/Lease - Bldg Grnds	32,736.00	32,736.00	32,736.00	32,736.00	32,736.00	-
862230 Info Tech Equip	71,019.16	196,213.31	350,000.00	350,555.00	350,555.00	-
862232 Law Enf Supply & Svcs	294,705.04	193,892.40	452,264.00	464,443.00	464,443.00	-
862239 Spec Dept Expense	98,373.57	105,003.12	50,000.00	50,000.00	50,000.00	-
862240 Spec Dept Fund	-	59.76	-	-	-	-
862250 Trans/Travel	633,682.14	718,069.04	630,000.00	630,000.00	630,000.00	-
862253 Travel Out of County	28,218.96	24,524.61	-	10,000.00	10,000.00	-
862260 Utilities	13,995.89	17,720.45	15,000.00	15,000.00	15,000.00	-
Total Services & Supplies	2,279,392.87	2,482,975.76	3,166,903.00	3,210,435.00	3,210,435.00	-
Other Charges						
863113 Pmts Other Gov Agency	254,882.10	-	-	100,000.00	100,000.00	-
Total Other Charges	254,882.10	-	-	100,000.00	100,000.00	-
Fixed Assets						
864360 Structure/Improvement	-	140.17	-	60,000.00	60,000.00	-
864370 Equipment	574,351.14	579,682.56	600,500.00	747,000.00	747,000.00	-
Total Fixed Assets	574,351.14	579,822.73	600,500.00	807,000.00	807,000.00	-
Expend Transfer & Reimb						
865380 Intrafund Transfer	-	-	-	-	-	-
865802 Operating Transfer Out	-	-	-	-	-	-
Total Expend Transfer & Reimb	-	-	-	-	-	-
Total Net Appropriations	19,322,243.22	20,759,858.35	20,611,068.00	21,606,458.00	21,606,458.00	-
Total Net County Cost	11,452,827.38	14,482,453.32	14,197,301.00	14,997,301.00	14,997,301.00	-



# 2313 - SHERIFF-CORONER COPS GRANT

Thomas Allman, Sheriff-Coroner

State Controller  
County Budget Act

County of Mendocino  
State of California  
Budget Unit Financing Uses Detail  
CEO Proposed Budget for Fiscal Year 2019-20

County Budget Form  
Schedule 9

Classification:

Function: 2 Public Protection

Activity: 202 Public Protection - Police Protection

Budget Unit: 2313 Sheriff - COPS Program AB3229

Fund: 1210 Supp Law Enforcement Svcs

Financing Uses Classification	2016-17 Actuals	2017-18 Actuals	2018-19 Estimate	2019-20 Request	2019-20 Proposed	2019-20 Adopted
(1)	(2)	(3)	(4)	(5)	(6)	(7)
<b>Revenues</b>						
824100 Interest	1,119.70	2,865.22	-	540.00	540.00	-
825490 State Other	110,297.24	139,416.41	-	103,942.00	103,942.00	-
827802 Oper Transfer In	-	-	-	-	-	-
<b>Total Revenues</b>	<b>111,416.94</b>	<b>142,281.63</b>	<b>-</b>	<b>104,482.00</b>	<b>104,482.00</b>	<b>-</b>
<b>Salaries &amp; Employee Benefits</b>						
861011 Regular Employees	19,053.06	37,195.36	-	52,989.23	52,989.23	-
861012 Extra Help	1,826.64	-	-	-	-	-
861013 Overtime Reg Emp	214.16	2,361.53	-	-	-	-
861021 Co Cont Retirement	5,044.29	10,667.40	-	16,225.31	16,225.31	-
861022 Co Cont OASDI	1,156.85	2,452.55	-	3,285.33	3,285.33	-
861023 Co Cont Medicare	297.04	573.56	-	768.34	768.34	-
861024 Co Cont Retire Incr	1,680.19	2,936.00	-	3,311.83	3,311.83	-
861030 Co Cont Health Ins	2,053.17	-	-	-	-	-
861031 Co Cont Unemp Ins	71.00	-	-	-	-	-
861035 Co Cont Workers Comp	1,425.00	1,347.00	-	-	-	-
<b>Total Salaries &amp; Employee Benefits</b>	<b>32,821.40</b>	<b>57,533.40</b>	<b>-</b>	<b>76,580.04</b>	<b>76,580.04</b>	<b>-</b>
<b>Services &amp; Supplies</b>						
862101 Insurance - General	134.00	143.00	-	-	-	-
862232 Law Enf Supply & Svcs	-	-	-	3,300.00	3,300.00	-
862239 Spec Dept Expense	113.50	-	-	-	-	-
<b>Total Services &amp; Supplies</b>	<b>247.50</b>	<b>143.00</b>	<b>-</b>	<b>3,300.00</b>	<b>3,300.00</b>	<b>-</b>
<b>Fixed Assets</b>						
864370 Equipment	-	-	-	-	-	-
<b>Total Fixed Assets</b>	<b>-</b>	<b>-</b>	<b>-</b>	<b>-</b>	<b>-</b>	<b>-</b>
<b>Expend Transfer &amp; Reimb</b>						
865802 Oper Transfer Out	500.00	500.00	-	-	-	-
<b>Total Expend Transfer &amp; Reimb</b>	<b>500.00</b>	<b>500.00</b>	<b>-</b>	<b>-</b>	<b>-</b>	<b>-</b>
<b>Total Net Appropriations</b>	<b>33,568.90</b>	<b>58,176.40</b>	<b>-</b>	<b>79,880.04</b>	<b>79,880.04</b>	<b>-</b>
<b>Total Fund Balance Contribution</b>	<b>(77,848.04)</b>	<b>(84,105.23)</b>	<b>-</b>	<b>(24,601.96)</b>	<b>(24,601.96)</b>	<b>-</b>

**2315 - SHERIFF SPECIAL PROJECTS**  
**Thomas Allman, Sheriff-Coroner**

State Controller  
County Budget Act  
2010

County of Mendocino  
State of California  
Budget Unit Financing Uses Detail  
CEO Proposed Budget for Fiscal Year 2019-20

County Budget Form  
Schedule 9

Classification:

Function: 2 Public Protection

Budget Unit: 2315 Sheriff Special Projects

Activity: 202 Public Protection - Police Protection

Fund: 1216 Sheriff Spec Projects

Financing Uses Classification	2016-17 Actuals	2017-18 Actuals	2018-19 Estimate	2019-20 Request	2019-20 Proposed	2019-20 Adopted
(1)	(2)	(3)	(4)	(5)	(6)	(7)
<b>Revenues</b>						
824100 Interest	57.75	239.80	-	-	-	-
826258 Restitution 11470.2 H&S	-	18,700.00	-	-	-	-
826390 Other Charges	-	-	-	-	-	-
827700 Other	-	-	-	-	-	-
827707 Donation	10,360.00	18,731.50	-	-	-	-
<b>Total Revenues</b>	<b>10,417.75</b>	<b>37,671.30</b>	<b>-</b>	<b>-</b>	<b>-</b>	<b>-</b>
<b>Services &amp; Supplies</b>						
862189 Prof & Spec Svcs - Other	-	-	-	-	-	-
862194 A-87 Costs	13,646.00	(11,075.00)	-	-	-	-
862232 Law Enf Supply & Svcs	-	-	-	-	-	-
862239 Spec Dept Expense	486.27	-	-	-	-	-
862253 Travel Out of County	25.00	-	-	-	-	-
<b>Total Services &amp; Supplies</b>	<b>14,157.27</b>	<b>(11,075.00)</b>	<b>-</b>	<b>-</b>	<b>-</b>	<b>-</b>
<b>Fixed Assets</b>						
864360 Strcturs & Imprvments	-	-	-	-	-	-
864370 Equipment	-	-	-	-	-	-
<b>Total Fixed Assets</b>	<b>-</b>	<b>-</b>	<b>-</b>	<b>-</b>	<b>-</b>	<b>-</b>
<b>Expend Transfer &amp; Reimb</b>						
865802 Oper Transfer Out	-	-	-	-	-	-
<b>Total Expend Transfer &amp; Reimb</b>	<b>-</b>	<b>-</b>	<b>-</b>	<b>-</b>	<b>-</b>	<b>-</b>
<b>Total Net Appropriations</b>	<b>14,157.27</b>	<b>(11,075.00)</b>	<b>-</b>	<b>-</b>	<b>-</b>	<b>-</b>
<b>Total Fund Balance Contribution</b>	<b>3,739.52</b>	<b>(48,746.30)</b>	<b>-</b>	<b>-</b>	<b>-</b>	<b>-</b>

**2510 - JAIL AND REHABILITATION CENTER**  
**Thomas Allman, Sheriff-Coroner**

State Controller  
County Budget Act  
2010

County of Mendocino  
State of California  
Budget Unit Financing Uses Detail  
CEO Proposed Budget for Fiscal Year 2019-20

County Budget Form  
Schedule 9

Classification:

Function: 2 Public Protection  
Activity: 203 Public Protection - Detention

Budget Unit: 2510 Mendocino County Jail  
Fund: 1100 County General

Financing Uses Classification	2016-17 Actuals	2017-18 Actuals	2018-19 Estimate	2019-20 Request	2019-20 Proposed	2019-20 Adopted
(1)	(2)	(3)	(4)	(5)	(6)	(7)
<b>Revenues</b>						
821510 Sales Tax - Public Safety	2,251,385.66	2,436,120.31	2,422,492.00	2,558,700.00	2,558,700.00	-
823204 Misc Court Fine	23,806.77	38,877.98	10,000.00	10,000.00	10,000.00	-
823310 Asset Forfeiture	-	-	-	-	-	-
825150 Motor Vehicle in Lieu	-	-	70,000.00	70,000.00	70,000.00	-
825344 2011 Realignment Pub Sfty	1,034,500.00	1,142,852.64	1,165,055.00	1,557,582.00	1,557,582.00	-
825490 State Other	151,495.34	146,477.17	179,025.00	639,414.00	639,414.00	-
825670 Federal Other	92,368.84	45,736.00	30,000.00	47,675.00	47,675.00	-
826269 Work Release	20,985.00	17,426.00	20,000.00	20,000.00	20,000.00	-
826270 Electronic Monitor Prog	-	-	-	-	-	-
826344 Meals & Prisoner Care	-	-	-	-	-	-
826390 Other Charges	124,579.69	92,223.05	100,000.00	100,000.00	100,000.00	-
827400 Prior Year Revenue	-	-	-	-	-	-
827700 Other	25.00	-	-	16,000.00	16,000.00	-
827802 Oper Transfer In	-	72,974.53	-	-	-	-
<b>Total Revenues</b>	<b>3,699,146.30</b>	<b>3,992,687.68</b>	<b>3,996,572.00</b>	<b>5,019,371.00</b>	<b>5,019,371.00</b>	<b>-</b>
<b>Salaries &amp; Employee Benefits</b>						
861011 Regular Employees	3,429,637.46	3,850,860.49	4,643,749.00	4,502,795.00	4,502,795.00	-
861012 Extra Help	38,186.61	42,589.96	-	44,000.00	44,000.00	-
861013 Overtime Reg Emp	1,035,856.23	1,057,600.41	-	677,617.00	677,617.00	-
861021 Co Cont Retirement	1,522,674.41	1,751,044.57	2,134,131.00	2,170,575.00	2,170,575.00	-
861022 Co Cont OASDI	261,208.74	292,221.49	274,274.00	267,483.00	267,483.00	-
861023 Co Cont Medicare	61,805.73	69,209.05	66,131.00	62,653.00	62,653.00	-
861024 Co Cont Retire Incr	942,814.23	993,281.66	1,125,782.00	937,848.00	937,848.00	-
861030 Co Cont Health Ins	614,933.27	530,735.92	524,136.00	660,126.00	660,126.00	-
861031 Co Cont Unemp Ins	9,388.00	4,906.00	4,719.00	6,086.00	6,086.00	-
861035 Co Cont Workers Comp	545,657.00	695,207.00	782,511.00	760,021.00	760,021.00	-
<b>Total Salaries &amp; Employee Benefits</b>	<b>8,462,161.68</b>	<b>9,287,656.55</b>	<b>9,555,433.00</b>	<b>10,089,204.00</b>	<b>10,089,204.00</b>	<b>-</b>
<b>Services &amp; Supplies</b>						
862050 Clothing/Pers Items	20,700.96	15,902.78	35,000.00	35,000.00	35,000.00	-
862060 Communications	9,060.96	8,627.16	8,000.00	8,000.00	8,000.00	-
862080 Food	386,961.83	408,763.32	420,000.00	420,000.00	420,000.00	-
862090 Household Expense	130,289.41	135,882.59	140,960.00	140,960.00	140,960.00	-
862101 Insurance - General	66,998.00	164,975.00	78,639.00	100,100.00	100,100.00	-
862120 Maint - Equip	24,470.13	11,849.02	48,000.00	57,500.00	57,500.00	-
862130 Maint - Strc/Impr/Grnds	-	393.28	-	-	-	-
862150 Memberships	-	-	-	-	-	-
862160 Miscellaneous	-	103.35	-	3,000.00	3,000.00	-
862170 Office Expense	41,074.28	33,366.16	50,000.00	50,000.00	50,000.00	-
862185 Medical/Dental Svcs	2,165,495.57	2,602,336.33	3,239,041.00	3,822,608.00	3,822,608.00	-
862187 Education & Training	5,602.75	8,940.75	29,025.00	29,025.00	29,025.00	-
862189 Prof/Spec Svcs - Other	85,079.70	101,123.14	100,000.00	115,000.00	115,000.00	-
862190 Publ/Legal Notice	-	203.51	-	-	-	-
862200 Rent/Lease - Equip	-	-	3,600.00	3,600.00	3,600.00	-
862230 Info Tech Equip	-	813.68	-	500.00	500.00	-
862232 Law Enf Supply & Svcs	66,055.62	73,926.21	100,000.00	105,000.00	105,000.00	-
862239 Spec Dept Expense	14,121.14	5,108.40	20,000.00	20,000.00	20,000.00	-
862250 Trans/Travel	21,364.62	27,587.68	25,000.00	25,000.00	25,000.00	-
862253 Travel Out of County	61,654.70	40,439.50	63,000.00	63,000.00	63,000.00	-
<b>Total Services &amp; Supplies</b>	<b>3,098,929.67</b>	<b>3,640,341.86</b>	<b>4,360,265.00</b>	<b>4,998,293.00</b>	<b>4,998,293.00</b>	<b>-</b>
<b>Other Charges</b>						
863113 Pmts Other Gov Agency	-	-	-	-	-	-
<b>Total Other Charges</b>	<b>-</b>	<b>-</b>	<b>-</b>	<b>-</b>	<b>-</b>	<b>-</b>

Fixed Assets						
864360 Structure/Improvement	-	-	-	-	-	-
864370 Equipment	1,026.33	73,089.58	20,000.00	171,000.00	171,000.00	-
Total Fixed Assets	1,026.33	73,089.58	20,000.00	171,000.00	171,000.00	-
Expend Transfer & Reimb						
865802 Oper Transfer Out	-	-	-	-	-	-
Total Expend Transfer & Reimb	-	-	-	-	-	-
Total Net Appropriations	11,562,117.68	13,001,087.99	13,935,698.00	15,258,497.00	15,258,497.00	-
Total Net County Cost	7,862,971.38	9,008,400.31	9,939,126.00	10,239,126.00	10,239,126.00	-

# 2511 - JAIL AND REHABILITATION CENTER COPS GRANT

Thomas Allman, Sheriff-Coroner

State Controller  
County Budget Act  
2010

County of Mendocino  
State of California  
Budget Unit Financing Uses Detail  
CEO Proposed Budget for Fiscal Year 2019-20

County Budget Form  
Schedule 9

## Classification:

Function: 2 Public Protection

Budget Unit: 2511 County Jail - COPS Prog AB3229

Activity: 202 Public Protection - Police Protection

Fund: 1210 Supp Law Enforcement Svcs

Financing Uses Classification	2016-17 Actuals	2017-18 Actuals	2018-19 Estimate	2019-20 Request	2019-20 Proposed	2019-20 Adopted
(1)	(2)	(3)	(4)	(5)	(6)	(7)
<b>Revenues</b>						
824100 Interest	272.61	697.61	-	-	-	-
825490 State Other	36,162.78	34,667.01	-	-	-	-
827700 Other	-	40,185.52	-	-	-	-
827707 Donation	-	-	-	-	-	-
<b>Total Revenues</b>	<b>36,435.39</b>	<b>75,550.14</b>	<b>-</b>	<b>-</b>	<b>-</b>	<b>-</b>
<b>Services &amp; Supplies</b>						
862189 Prof/Spec Svcs - Other	-	-	-	-	-	-
862232 Law Enf Supply & Svcs	11,585.73	-	-	-	-	-
862239 Spec Dept Expense	-	-	-	-	-	-
<b>Total Services &amp; Supplies</b>	<b>11,585.73</b>	<b>-</b>	<b>-</b>	<b>-</b>	<b>-</b>	<b>-</b>
<b>Fixed Assets</b>						
864360 Structure/Improvement	-	-	-	-	-	-
864370 Equipment	-	-	-	-	-	-
<b>Total Fixed Assets</b>	<b>-</b>	<b>-</b>	<b>-</b>	<b>-</b>	<b>-</b>	<b>-</b>
<b>Expend Transfer &amp; Reimb</b>						
865802 Oper Transfer Out	150.00	73,124.53	-	-	-	-
<b>Total Expend Transfer &amp; Reimb</b>	<b>150.00</b>	<b>73,124.53</b>	<b>-</b>	<b>-</b>	<b>-</b>	<b>-</b>
<b>Total Net Appropriations</b>	<b>11,735.73</b>	<b>73,124.53</b>	<b>-</b>	<b>-</b>	<b>-</b>	<b>-</b>
<b>Total Fund Balance Contribution</b>	<b>(24,699.66)</b>	<b>(2,425.61)</b>	<b>-</b>	<b>-</b>	<b>-</b>	<b>-</b>

# 0302 - LIGHTING - ALEXANDER ESTATES

State Controller  
County Budget Act  
2010

County of Mendocino  
State of California  
Budget Unit Financing Uses Detail  
CEO Proposed Budget for Fiscal Year 2019-20

County Budget Form  
Schedule 15

Classification:

Function: 0  
Activity: 0

Budget Unit: 0302 Lighting - Alexander Estates  
Fund: 3020 Lighting - Alexander Estates

Financing Uses Classification (1)	2016-17 Actuals	2017-18 Actuals	2018-19 Estimate	2019-20 Request	2019-20 Proposed	2019-20 Adopted
<b>Revenues</b>						
821110 Curr Secured Prop Tax	9,001.36	9,372.07	9,300.00	9,500.00	9,500.00	-
821120 Curr Unsec Prop Tax	289.76	271.33	280.00	290.00	290.00	-
821130 Supplemental Roll Tax	98.31	123.84	100.00	160.00	160.00	-
821210 Prior Secured Prop Tax	(2.58)	(1.50)	-	-	-	-
821220 Prior Unsec Prop Tax	21.14	(7.93)	-	-	-	-
821700 Highway Property Rental	-	-	-	-	-	-
825481 Homeowner Exemption	80.56	79.32	90.00	80.00	80.00	-
825810 Other Govt Aid	-	-	-	-	-	-
827700 Other	-	-	-	-	-	-
<b>Total Revenues</b>	<b>9,488.55</b>	<b>9,837.13</b>	<b>9,770.00</b>	<b>10,030.00</b>	<b>10,030.00</b>	<b>-</b>
<b>Services &amp; Supplies</b>						
862239 Spec Dept Expense	155.46	173.99	-	-	-	-
862260 Utilities	9,662.55	11,889.64	12,000.00	12,300.00	12,300.00	-
<b>Total Services &amp; Supplies</b>	<b>9,818.01</b>	<b>12,063.63</b>	<b>12,000.00</b>	<b>12,300.00</b>	<b>12,300.00</b>	<b>-</b>
<b>Total Net Appropriations</b>	<b>9,818.01</b>	<b>12,063.63</b>	<b>12,000.00</b>	<b>12,300.00</b>	<b>12,300.00</b>	<b>-</b>
<b>Total Fund Balance Contribution</b>	<b>329.46</b>	<b>2,226.50</b>	<b>2,230.00</b>	<b>2,270.00</b>	<b>2,270.00</b>	<b>-</b>

### 0303 - LIGHTING - COVELO

State Controller  
County Budget Act  
2010

County of Mendocino  
State of California  
Budget Unit Financing Uses Detail  
CEO Proposed Budget for Fiscal Year 2019-20

County Budget Form  
Schedule 15

Classification:

Function: 0  
Activity: 0

Budget Unit: 0303 Lighting - Covelo  
Fund: 3030 Lighting - Covelo

Financing Uses Classification (1)	2016-17 Actuals	2017-18 Actuals	2018-19 Estimate	2019-20 Request	2019-20 Proposed	2019-20 Adopted
<b>Revenues</b>						
821110 Curr Secured Prop Tax	10,350.78	10,919.73	10,000.00	11,400.00	11,400.00	-
821120 Curr Unsec Prop Tax	325.47	306.46	300.00	330.00	330.00	-
821130 Supplemental Roll Tax	105.21	138.21	90.00	150.00	150.00	-
821210 Prior Secured Prop Tax	(2.87)	(1.40)	-	-	-	-
821220 Prior Unsec Prop Tax	23.74	(9.60)	-	-	-	-
821700 Highway Property Rental	-	-	-	-	-	-
825481 Homeowner Exemption	90.48	89.60	100.00	90.00	90.00	-
827700 Other	-	-	-	-	-	-
<b>Total Revenues</b>	<b>10,892.81</b>	<b>11,443.00</b>	<b>10,490.00</b>	<b>11,970.00</b>	<b>11,970.00</b>	<b>-</b>
<b>Services &amp; Supplies</b>						
862239 Spec Dept Expense	179.81	203.34	-	-	-	-
862260 Utilities	5,412.79	6,111.47	6,100.00	6,300.00	6,300.00	-
<b>Total Services &amp; Supplies</b>	<b>5,592.60</b>	<b>6,314.81</b>	<b>6,100.00</b>	<b>6,300.00</b>	<b>6,300.00</b>	<b>-</b>
<b>Total Net Appropriations</b>	<b>5,592.60</b>	<b>6,314.81</b>	<b>6,100.00</b>	<b>6,300.00</b>	<b>6,300.00</b>	<b>-</b>
<b>Total Fund Balance Contribution</b>	<b>(5,300.21)</b>	<b>(5,128.19)</b>	<b>(4,390.00)</b>	<b>(5,670.00)</b>	<b>(5,670.00)</b>	<b>-</b>

# 0304 - LIGHTING - FAIRVIEW ACRES

State Controller  
County Budget Act  
2010

County of Mendocino  
State of California  
Budget Unit Financing Uses Detail  
CEO Proposed Budget for Fiscal Year 2019-20

County Budget Form  
Schedule 15

Classification:

Function: 0

Activity: 0

Budget Unit: 0304 Lighting - Fairview Acres

Fund: 3040 Lighting - Fairview Acres

Financing Uses Classification (1)	2016-17 Actuals	2017-18 Actuals	2018-19 Estimate	2019-20 Request	2019-20 Proposed	2019-20 Adopted
<b>Revenues</b>						
821110 Curr Secured Prop Tax	2,018.05	2,323.26	2,200.00	2,500.00	2,500.00	-
821120 Curr Unsec Prop Tax	65.16	67.67	65.00	70.00	70.00	-
821130 Supplemental Roll Tax	22.86	28.88	20.00	30.00	30.00	-
821210 Prior Secured Prop Tax	(0.58)	(0.38)	-	-	-	-
821220 Prior Unsec Prop Tax	4.75	(1.50)	-	-	-	-
821700 Highway Property Rental	-	-	-	-	-	-
825481 Homeowner Exemption	18.12	19.78	20.00	20.00	20.00	-
827700 Other	-	-	-	-	-	-
<b>Total Revenues</b>	<b>2,128.36</b>	<b>2,437.71</b>	<b>2,305.00</b>	<b>2,620.00</b>	<b>2,620.00</b>	<b>-</b>
<b>Services &amp; Supplies</b>						
862239 Spec Dept Expense	35.59	44.02	-	-	-	-
862260 Utilities	975.88	1,047.07	1,100.00	1,000.00	1,000.00	-
<b>Total Services &amp; Supplies</b>	<b>1,011.47</b>	<b>1,091.09</b>	<b>1,100.00</b>	<b>1,000.00</b>	<b>1,000.00</b>	<b>-</b>
<b>Total Net Appropriations</b>	<b>1,011.47</b>	<b>1,091.09</b>	<b>1,100.00</b>	<b>1,000.00</b>	<b>1,000.00</b>	<b>-</b>
<b>Total Fund Balance Contribution</b>	<b>(1,116.89)</b>	<b>(1,346.62)</b>	<b>(1,205.00)</b>	<b>(1,620.00)</b>	<b>(1,620.00)</b>	<b>-</b>



## 0305 - LIGHTING - HOPLAND STREETS

State Controller  
County Budget Act  
2010

County of Mendocino  
State of California  
Budget Unit Financing Uses Detail  
CEO Proposed Budget for Fiscal Year 2019-20

County Budget Form  
Schedule 15

Classification:

Function: 0  
Activity: 0

Budget Unit: 0305 Lighting - Hopland  
Fund: 3050 Lighting - Hopland

Financing Uses Classification (1)	2016-17 Actuals	2017-18 Actuals	2018-19 Estimate	2019-20 Request	2019-20 Proposed	2019-20 Adopted
<b>Revenues</b>						
821110 Curr Secured Prop Tax	16,075.56	16,392.54	16,000.00	16,800.00	16,800.00	-
821120 Curr Unsec Prop Tax	518.18	474.66	500.00	500.00	500.00	-
821130 Supplemental Roll Tax	175.80	220.18	150.00	250.00	250.00	-
821210 Prior Secured Prop Tax	(4.61)	(2.82)	-	-	-	-
821220 Prior Unsec Prop Tax	37.80	(14.02)	-	-	-	-
821700 Highway Property Rental	-	-	-	-	-	-
825481 Homeowner Exemption	144.08	138.76	145.00	135.00	135.00	-
827700 Other	-	-	-	-	-	-
<b>Total Revenues</b>	<b>16,946.81</b>	<b>17,209.30</b>	<b>16,795.00</b>	<b>17,685.00</b>	<b>17,685.00</b>	<b>-</b>
<b>Services &amp; Supplies</b>						
862239 Spec Dept Expense	279.08	303.96	-	-	-	-
862260 Utilities	4,796.59	6,448.36	6,400.00	6,800.00	6,800.00	-
<b>Total Services &amp; Supplies</b>	<b>5,075.67</b>	<b>6,752.32</b>	<b>6,400.00</b>	<b>6,800.00</b>	<b>6,800.00</b>	<b>-</b>
<b>Total Net Appropriations</b>	<b>5,075.67</b>	<b>6,752.32</b>	<b>6,400.00</b>	<b>6,800.00</b>	<b>6,800.00</b>	<b>-</b>
<b>Total Fund Balance Contribution</b>	<b>(11,871.14)</b>	<b>(10,456.98)</b>	<b>(10,395.00)</b>	<b>(10,885.00)</b>	<b>(10,885.00)</b>	<b>-</b>

# 0306 - LIGHTING - LAKEWOOD

State Controller  
County Budget Act  
2010

County of Mendocino  
State of California  
Budget Unit Financing Uses Detail  
CEO Proposed Budget for Fiscal Year 2019-20

County Budget Form  
Schedule 15

Classification:

Function: 0  
Activity: 0

Budget Unit: 0306 Lighting - Lakewood  
Fund: 3060 Lighting - Lakewood

Financing Uses Classification (1)	2016-17 Actuals	2017-18 Actuals	2018-19 Estimate	2019-20 Request	2019-20 Proposed	2019-20 Adopted
Revenues						
821110 Curr Secured Prop Tax	(512.00)	(0.81)	-	-	-	-
821300 Spec Tax Assmt	2,655.45	3,185.00	3,000.00	2,800.00	2,800.00	-
Total Revenues	2,143.45	3,184.19	3,000.00	2,800.00	2,800.00	-
Services & Supplies						
862189 Prof/Spec Svcs - Other	48.09	63.17	50.00	60.00	60.00	-
862260 Utilities	2,621.03	3,189.28	2,900.00	3,000.00	3,000.00	-
Total Services & Supplies	2,669.12	3,252.45	2,950.00	3,060.00	3,060.00	-
Total Net Appropriations	2,669.12	3,252.45	2,950.00	3,060.00	3,060.00	-
Total Fund Balance Contribution	525.67	68.26	(50.00)	260.00	260.00	-

# 0307 - LIGHTING - LAYTONVILLE

State Controller  
County Budget Act  
2010

County of Mendocino  
State of California  
Budget Unit Financing Uses Detail  
CEO Proposed Budget for Fiscal Year 2019-20

County Budget Form  
Schedule 15

Classification:

Function: 0  
Activity: 0

Budget Unit: 0307 Lighting - Laytonville  
Fund: 3070 Lighting - Laytonville

Financing Uses Classification (1)	2016-17 Actuals	2017-18 Actuals	2018-19 Estimate	2019-20 Request	2019-20 Proposed	2019-20 Adopted
<b>Revenues</b>						
821110 Curr Secured Prop Tax	5,425.94	5,644.10	5,600.00	5,900.00	5,900.00	-
821120 Curr Unsec Prop Tax	171.22	159.08	160.00	170.00	170.00	-
821130 Supplemental Roll Tax	57.61	72.90	50.00	75.00	75.00	-
821210 Prior Secured Prop Tax	(1.51)	(4.68)	-	-	-	-
821220 Prior Unsec Prop Tax	12.49	-	-	-	-	-
821700 Highway Property Rental	-	-	-	-	-	-
825481 Homeowner Exemption	47.60	46.52	50.00	50.00	50.00	-
827700 Other	-	-	-	-	-	-
<b>Total Revenues</b>	<b>5,713.35</b>	<b>5,917.92</b>	<b>5,860.00</b>	<b>6,195.00</b>	<b>6,195.00</b>	<b>-</b>
<b>Services &amp; Supplies</b>						
862239 Spec Dept Expense	1,801.16	104.82	-	-	-	-
862260 Utilities	4,700.02	3,144.34	5,100.00	3,900.00	3,900.00	-
<b>Total Services &amp; Supplies</b>	<b>6,501.18</b>	<b>3,249.16</b>	<b>5,100.00</b>	<b>3,900.00</b>	<b>3,900.00</b>	<b>-</b>
<b>Total Net Appropriations</b>	<b>6,501.18</b>	<b>3,249.16</b>	<b>5,100.00</b>	<b>3,900.00</b>	<b>3,900.00</b>	<b>-</b>
<b>Total Fund Balance Contribution</b>	<b>787.83</b>	<b>(2,668.76)</b>	<b>(760.00)</b>	<b>(2,295.00)</b>	<b>(2,295.00)</b>	<b>-</b>

# 0311 - LIGHTING - NOYO

State Controller  
County Budget Act  
2010

County of Mendocino  
State of California  
Budget Unit Financing Uses Detail  
CEO Proposed Budget for Fiscal Year 2019-20

County Budget Form  
Schedule 15

Classification:

Function: 0

Activity: 0

Budget Unit: 0311 Lighting - Noyo

Fund: 3110 Lighting - Noyo

Financing Uses Classification (1)	2016-17 Actuals	2017-18 Actuals	2018-19 Estimate	2019-20 Request	2019-20 Proposed	2019-20 Adopted
<b>Revenues</b>						
821110 Curr Secured Prop Tax	2,681.31	4,155.40	2,300.00	5,500.00	5,500.00	-
821120 Curr Unsec Prop Tax	101.98	93.74	100.00	200.00	200.00	-
821130 Supplemental Roll Tax	34.56	43.37	50.00	50.00	50.00	-
821210 Prior Secured Prop Tax	(7.91)	(0.28)	-	-	-	-
821220 Prior Unsec Prop Tax	7.44	(2.84)	-	-	-	-
821700 Highway Property Rental	-	-	-	-	-	-
825481 Homeowner Exemption	28.35	20.23	90.00	90.00	90.00	-
827700 Other	-	-	-	-	-	-
<b>Total Revenues</b>	<b>2,845.73</b>	<b>4,309.62</b>	<b>2,540.00</b>	<b>5,840.00</b>	<b>5,840.00</b>	<b>-</b>
<b>Services &amp; Supplies</b>						
862239 Spec Dept Expense	44.95	48.22	-	-	-	-
862260 Utilities	2,655.03	4,052.10	4,000.00	4,100.00	4,100.00	-
<b>Total Services &amp; Supplies</b>	<b>2,699.98</b>	<b>4,100.32</b>	<b>4,000.00</b>	<b>4,100.00</b>	<b>4,100.00</b>	<b>-</b>
<b>Total Net Appropriations</b>	<b>2,699.98</b>	<b>4,100.32</b>	<b>4,000.00</b>	<b>4,100.00</b>	<b>4,100.00</b>	<b>-</b>
<b>Total Fund Balance Contribution</b>	<b>(145.75)</b>	<b>(209.30)</b>	<b>1,460.00</b>	<b>(1,740.00)</b>	<b>(1,740.00)</b>	<b>-</b>

# 0312 - LIGHTING - OAK KNOLL

State Controller  
County Budget Act  
2010

County of Mendocino  
State of California  
Budget Unit Financing Uses Detail  
CEO Proposed Budget for Fiscal Year 2019-20

County Budget Form  
Schedule 15

Classification:

Function: 0  
Activity: 0

Budget Unit: 0312 Lighting - Oak Knoll  
Fund: 3120 Lighting - Oak Knoll

Financing Uses Classification (1)	2016-17 Actuals	2017-18 Actuals	2018-19 Estimate	2019-20 Request	2019-20 Proposed	2019-20 Adopted
<b>Revenues</b>						
821110 Curr Secured Prop Tax	9,729.59	10,283.69	10,000.00	11,000.00	11,000.00	-
821120 Curr Unsec Prop Tax	314.03	298.66	300.00	320.00	320.00	-
821130 Supplemental Roll Tax	105.19	134.55	75.00	100.00	100.00	-
821210 Prior Secured Prop Tax	(2.78)	(1.70)	-	-	-	-
821220 Prior Unsec Prop Tax	22.92	(8.65)	-	-	-	-
821700 Highway Property Rental	-	-	-	-	-	-
825481 Homeowner Exemption	87.30	87.32	90.00	90.00	90.00	-
825810 Other Govt Aid	-	-	-	-	-	-
827700 Other	-	-	-	-	-	-
<b>Total Revenues</b>	<b>10,256.25</b>	<b>10,793.87</b>	<b>10,465.00</b>	<b>11,510.00</b>	<b>11,510.00</b>	<b>-</b>
<b>Services &amp; Supplies</b>						
862239 Spec Dept Expense	168.57	190.76	-	-	-	-
862260 Utilities	4,040.55	4,362.89	4,400.00	4,200.00	4,200.00	-
<b>Total Services &amp; Supplies</b>	<b>4,209.12</b>	<b>4,553.65</b>	<b>4,400.00</b>	<b>4,200.00</b>	<b>4,200.00</b>	<b>-</b>
<b>Total Net Appropriations</b>	<b>4,209.12</b>	<b>4,553.65</b>	<b>4,400.00</b>	<b>4,200.00</b>	<b>4,200.00</b>	<b>-</b>
<b>Total Fund Balance Contribution</b>	<b>(6,047.13)</b>	<b>(6,240.22)</b>	<b>(6,065.00)</b>	<b>(7,310.00)</b>	<b>(7,310.00)</b>	<b>-</b>

### 0313 - LIGHTING - RIVERWOOD TERRACE

State Controller  
County Budget Act  
2010

County of Mendocino  
State of California  
Budget Unit Financing Uses Detail  
CEO Proposed Budget for Fiscal Year 2019-20

County Budget Form  
Schedule 15

Classification:

Function: 0  
Activity: 0

Budget Unit: 0313 Lighting - Riverwood Terrace  
Fund: 3130 Lighting - Riverwood Terrace

Financing Uses Classification (1)	2016-17 Actuals	2017-18 Actuals	2018-19 Estimate	2019-20 Request	2019-20 Proposed	2019-20 Adopted
<b>Revenues</b>						
821110 Curr Secured Prop Tax	2,097.21	2,195.63	2,100.00	2,300.00	2,300.00	-
821120 Curr Unsec Prop Tax	67.59	63.76	60.00	70.00	70.00	-
821130 Supplemental Roll Tax	22.76	28.92	20.00	30.00	30.00	-
821210 Prior Secured Prop Tax	(0.60)	(0.41)	-	-	-	-
821220 Prior Unsec Prop Tax	4.93	(1.88)	-	-	-	-
821700 Highway Property Rental	-	-	-	-	-	-
825481 Homeowner Exemption	18.80	18.65	20.00	20.00	20.00	-
827700 Other	-	-	-	-	-	-
<b>Total Revenues</b>	<b>2,210.69</b>	<b>2,304.67</b>	<b>2,200.00</b>	<b>2,420.00</b>	<b>2,420.00</b>	<b>-</b>
<b>Services &amp; Supplies</b>						
862239 Spec Dept Expense	35.59	39.83	-	-	-	-
862260 Utilities	731.88	785.29	800.00	800.00	800.00	-
<b>Total Services &amp; Supplies</b>	<b>767.47</b>	<b>825.12</b>	<b>800.00</b>	<b>800.00</b>	<b>800.00</b>	<b>-</b>
<b>Total Net Appropriations</b>	<b>767.47</b>	<b>825.12</b>	<b>800.00</b>	<b>800.00</b>	<b>800.00</b>	<b>-</b>
<b>Total Fund Balance Contribution</b>	<b>(1,443.22)</b>	<b>(1,479.55)</b>	<b>(1,400.00)</b>	<b>(1,620.00)</b>	<b>(1,620.00)</b>	<b>-</b>

# 0315 - LIGHTING - UKIAH VILLAGE

State Controller  
County Budget Act  
2010

County of Mendocino  
State of California  
Budget Unit Financing Uses Detail  
CEO Proposed Budget for Fiscal Year 2019-20

County Budget Form  
Schedule 15

Classification:

Function: 0  
Activity: 0

Budget Unit: 0315 Lighting - Ukiah Village  
Fund: 3150 Lighting - Ukiah Village

Financing Uses Classification (1)	2016-17 Actuals	2017-18 Actuals	2018-19 Estimate	2019-20 Request	2019-20 Proposed	2019-20 Adopted
Revenues						
821110 Curr Secured Prop Tax	8,951.84	9,811.07	9,400.00	10,100.00	10,100.00	-
821120 Curr Unsec Prop Tax	288.38	284.67	290.00	300.00	300.00	-
821130 Supplemental Roll Tax	97.47	125.05	80.00	150.00	150.00	-
821210 Prior Secured Prop Tax	(2.57)	(1.67)	-	-	-	-
821220 Prior Unsec Prop Tax	21.04	(7.61)	-	-	-	-
821700 Highway Property Rental	-	-	-	-	-	-
825481 Homeowner Exemption	80.18	83.22	90.00	90.00	90.00	-
825810 Other Govt Aid	-	-	-	-	-	-
827700 Other	-	-	-	-	-	-
Total Revenues	9,436.34	10,294.73	9,860.00	10,640.00	10,640.00	-
Services & Supplies						
862239 Spec Dept Expense	155.46	2,653.93	-	-	-	-
862260 Utilities	4,360.68	4,678.77	4,800.00	4,700.00	4,700.00	-
Total Services & Supplies	4,516.14	7,332.70	4,800.00	4,700.00	4,700.00	-
Total Net Appropriations	4,516.14	7,332.70	4,800.00	4,700.00	4,700.00	-
Total Fund Balance Contribution	(4,920.20)	(2,962.03)	(5,060.00)	(5,940.00)	(5,940.00)	-

# 0317 - LIGHTING - WEST TALMAGE

State Controller  
County Budget Act  
2010

County of Mendocino  
State of California  
Budget Unit Financing Uses Detail  
CEO Proposed Budget for Fiscal Year 2019-20

County Budget Form  
Schedule 15

Classification:

Function: 0

Activity: 0

Budget Unit: 0317 Lighting - West Talmage

Fund: 3170 Lighting - West Talmage

Financing Uses Classification (1)	2016-17 Actuals	2017-18 Actuals	2018-19 Estimate	2019-20 Request	2019-20 Proposed	2019-20 Adopted
<b>Revenues</b>						
821110 Curr Secured Prop Tax	4,622.50	4,871.24	4,700.00	5,100.00	5,100.00	-
821120 Curr Unsec Prop Tax	149.39	141.52	150.00	150.00	150.00	-
821130 Supplemental Roll Tax	50.92	64.06	50.00	90.00	90.00	-
821210 Prior Secured Prop Tax	(1.33)	(0.79)	-	-	-	-
821220 Prior Unsec Prop Tax	10.90	(3.95)	-	-	-	-
821700 Highway Property Rental	-	-	-	-	-	-
825481 Homeowner Exemption	41.54	41.37	50.00	40.00	40.00	-
827700 Other	-	-	-	-	-	-
<b>Total Revenues</b>	<b>4,873.92</b>	<b>5,113.45</b>	<b>4,950.00</b>	<b>5,380.00</b>	<b>5,380.00</b>	<b>-</b>
<b>Services &amp; Supplies</b>						
862239 Spec Dept Expense	80.54	90.14	-	-	-	-
862260 Utilities	1,871.60	2,081.29	2,080.00	2,100.00	2,100.00	-
<b>Total Services &amp; Supplies</b>	<b>1,952.14</b>	<b>2,171.43</b>	<b>2,080.00</b>	<b>2,100.00</b>	<b>2,100.00</b>	<b>-</b>
<b>Total Net Appropriations</b>	<b>1,952.14</b>	<b>2,171.43</b>	<b>2,080.00</b>	<b>2,100.00</b>	<b>2,100.00</b>	<b>-</b>
<b>Total Fund Balance Contribution</b>	<b>(2,921.78)</b>	<b>(2,942.02)</b>	<b>(2,870.00)</b>	<b>(3,280.00)</b>	<b>(3,280.00)</b>	<b>-</b>



# 0325 - SANITATION - MEADOWBROOK MANOR

State Controller  
County Budget Act  
2010

County of Mendocino  
State of California  
Budget Unit Financing Uses Detail  
CEO Proposed Budget for Fiscal Year 2019-20

County Budget Form  
Schedule 15

Classification:

Function: 0

Activity: 0

Budget Unit: 0325 Sanitation - Meadowbrook Manor

Fund: 3250 Sanitation - Meadowbrook Manor

Financing Uses Classification (1)	2016-17 Actuals	2017-18 Actuals	2018-19 Estimate	2019-20 Request	2019-20 Proposed	2019-20 Adopted
<b>Revenues</b>						
821110 Curr Secured Prop Tax	2,270.72	2,417.11	2,400.00	2,700.00	2,700.00	-
821120 Curr Unsec Prop Tax	73.14	69.95	70.00	80.00	80.00	-
821130 Supplemental Roll Tax	23.86	31.27	20.00	40.00	40.00	-
821210 Prior Secured Prop Tax	(0.65)	(0.40)	-	-	-	-
821220 Prior Unsec Prop Tax	5.33	(2.15)	-	-	-	-
821700 Highway Property Rental	-	-	-	-	-	-
825481 Homeowner Exemption	20.34	20.45	20.00	20.00	20.00	-
827700 Other	-	-	-	-	-	-
<b>Total Revenues</b>	<b>2,392.74</b>	<b>2,536.23</b>	<b>2,510.00</b>	<b>2,840.00</b>	<b>2,840.00</b>	<b>-</b>
<b>Services &amp; Supplies</b>						
862239 Spec Dept Expense	539.33	544.02	500.00	500.00	500.00	-
<b>Total Services &amp; Supplies</b>	<b>539.33</b>	<b>544.02</b>	<b>500.00</b>	<b>500.00</b>	<b>500.00</b>	<b>-</b>
<b>Total Net Appropriations</b>	<b>539.33</b>	<b>544.02</b>	<b>500.00</b>	<b>500.00</b>	<b>500.00</b>	<b>-</b>
<b>Total Fund Balance Contribution</b>	<b>(1,853.41)</b>	<b>(1,992.21)</b>	<b>(2,010.00)</b>	<b>(2,340.00)</b>	<b>(2,340.00)</b>	<b>-</b>

**3010 - ADMINISTRATION/ROAD MAINTENANCE**  
**Howard Dashiell, Director of Transportation**

State Controller  
County Budget Act  
2010

County of Mendocino  
State of California  
Budget Unit Financing Uses Detail  
CEO Proposed Budget for Fiscal Year 2019-20

County Budget Form  
Schedule 9

Classification:

Function: 3 Public Ways and Facilities  
Activity: 301 Public Ways and Facilities

Budget Unit: 3010 Admin/Road Maint  
Fund: 1200 Roads

Financing Uses Classification	2016-17 Actuals	2017-18 Actuals	2018-19 Estimate	2019-20 Request	2019-20 Proposed	2019-20 Adopted
(1)	(2)	(3)	(4)	(5)	(6)	(7)
<b>Revenues</b>						
821501 Trans Funds	78,486.76	64,139.64	75,556.00	60,000.00	60,000.00	-
822600 Other Permit	200.00	420.00	500.00	500.00	500.00	-
822608 Trans Permit	7,992.00	7,932.00	6,500.00	7,000.00	7,000.00	-
822610 Co Hwy Encroach Permit	50,677.00	52,958.00	40,000.00	50,000.00	50,000.00	-
823100 Vehicle Code Fine	43,045.57	43,366.39	40,000.00	40,000.00	40,000.00	-
824100 Interest	39,316.47	89,666.64	50,000.00	60,000.00	60,000.00	-
825125 State HUTA Section 2103	567,663.16	1,069,662.56	993,624.00	2,064,250.00	2,064,250.00	-
825130 State Hwy Users Tax	1,239,067.98	1,217,719.15	1,278,007.00	1,215,639.00	1,215,639.00	-
825140 State Collier Unruh	382,960.46	374,266.84	387,397.00	385,503.00	385,503.00	-
825180 Trans STPd(1)	99,226.00	198,772.00	117,729.00	127,229.00	127,229.00	-
825190 State RMRA SB1	-	1,243,612.92	3,525,266.00	3,538,241.00	3,538,241.00	-
825487 Prop 111 State Gas Tax	1,104,532.71	1,062,454.58	1,124,972.00	1,097,860.00	1,097,860.00	-
825490 State Other	-	-	-	-	-	-
825491 State Exchange Prog	602,390.00	602,390.00	602,390.00	602,390.00	602,390.00	-
825640 Fed Forest Reserve	4,883.93	117,032.35	5,000.00	100,000.00	100,000.00	-
825670 Federal Other Revenue	-	-	-	-	69,500.00	-
825676 Flood Control Lands	-	-	500.00	500.00	500.00	-
826272 Interfund - DOT	147,098.69	176,995.07	107,105.00	132,605.00	132,605.00	-
826390 Other Charges	13,936.88	43,820.93	10,000.00	10,000.00	10,000.00	-
827500 Sale of Fixed Assets	19,661.00	6,873.50	5,000.00	10,000.00	10,000.00	-
827600 Other Sales	2,100.00	7,678.75	4,800.00	8,500.00	8,500.00	-
827700 Other	-	5,511.00	500.00	500.00	500.00	-
827701 Refund Jury Witness Fee	-	-	-	-	-	-
827802 Oper Trans In	5,827,555.00	3,646,219.00	3,620,588.00	3,693,000.00	3,693,000.00	-
<b>Total Revenues</b>	<b>10,230,793.61</b>	<b>10,031,511.32</b>	<b>11,995,434.00</b>	<b>13,203,717.00</b>	<b>13,273,217.00</b>	<b>-</b>
<b>Salaries &amp; Employee Benefits</b>						
861011 Regular Employees	3,263,174.11	3,364,410.17	4,056,008.00	4,516,206.00	4,516,206.00	-
861012 Extra Help	20,686.85	29,165.67	56,790.00	56,790.00	56,790.00	-
861013 Overtime Reg Emp	118,443.11	97,042.03	121,400.00	122,477.00	122,477.00	-
861021 Co Cont Retirement	913,622.59	979,839.87	1,209,563.00	1,376,688.00	1,376,688.00	-
861022 Co Cont OASDI	195,102.86	202,769.56	258,209.00	278,200.00	278,200.00	-
861023 Co Cont Medicare	46,437.68	48,404.02	60,923.00	65,515.00	65,515.00	-
861024 Co Cont Retire Incr	352,778.48	314,536.36	312,511.00	327,420.00	327,420.00	-
861030 Co Cont Health Ins	620,355.86	482,414.44	493,095.00	748,805.00	748,805.00	-
861031 Co Cont Unemp Ins	18,883.00	18,521.00	21,230.00	19,216.00	19,216.00	-
861035 Co Cont Workers Comp	415,905.00	451,273.00	507,616.00	489,034.00	489,034.00	-
<b>Total Salaries &amp; Employee Benefits</b>	<b>5,965,389.54</b>	<b>5,988,376.12</b>	<b>7,097,345.00</b>	<b>8,000,351.00</b>	<b>8,000,351.00</b>	<b>-</b>
<b>Services &amp; Supplies</b>						
862050 Clothing/Pers Items	15,748.34	12,947.56	20,050.00	20,050.00	20,050.00	-
862060 Communications	30,334.67	36,941.01	31,000.00	33,000.00	33,000.00	-
862090 Household Expense	19,275.83	19,251.35	20,000.00	22,000.00	22,000.00	-
862101 Insurance - General	244,960.00	171,056.00	287,993.00	325,812.00	325,812.00	-
862120 Maint - Equip	350,426.47	368,368.24	310,000.00	310,000.00	310,000.00	-
862130 Maint - Strc/Impr/Grnds	4,292.00	4,967.41	4,900.00	8,000.00	8,000.00	-
862150 Memberships	1,531.30	1,730.30	3,209.00	3,209.00	3,209.00	-
862160 Miscellaneous Expense	-	-	-	-	-	-
862170 Office Expense	28,090.18	26,147.37	30,000.00	34,621.00	34,621.00	-
862183 Legal Fees	16,730.48	15,270.89	13,000.00	13,000.00	13,000.00	-
862185 Medical/Dental Svcs	7,963.55	6,684.74	11,925.00	11,925.00	11,925.00	-
862187 Education & Training	5,147.76	6,238.00	15,175.00	14,325.00	14,325.00	-
862189 Prof/Spec Svcs - Other	52,612.13	43,151.66	87,548.00	91,450.00	91,450.00	-
862190 Publ/Legal Notice	3,623.78	3,838.52	10,500.00	8,000.00	8,000.00	-
862193 Constr Contract	-	-	-	-	-	-

862194 A-87 Costs	473,400.00	530,767.00	453,543.00	438,315.00	438,315.00	-
862200 Rent/Lease - Equip	16,756.23	23,563.93	18,000.00	21,000.00	21,000.00	-
862210 Rent/Lease Bldg Grnds	-	3,786.13	1,257.00	1,350.00	1,350.00	-
862220 Small Tool/Instrument	11,677.53	13,793.81	16,000.00	13,000.00	13,000.00	-
862230 Info Tech Equip	5,812.30	4,812.86	10,000.00	10,000.00	10,000.00	-
862239 Spec Dept Expense	739,192.50	1,027,727.30	875,000.00	883,000.00	883,000.00	-
862250 Trans/Travel	258,694.56	271,485.34	275,000.00	280,000.00	280,000.00	-
862253 Travel Out of County	8,148.86	6,997.67	13,202.00	10,811.00	10,811.00	-
862260 Utilities	20,567.44	21,795.14	28,943.00	33,000.00	33,000.00	-
<hr/>						
Total Services & Supplies	2,314,985.91	2,621,322.23	2,536,245.00	2,585,868.00	2,585,868.00	-
<hr/>						
Fixed Assets						
864360 Structure/Improvement	-	-	-	-	-	-
864370 Equipment	348,486.73	247,777.93	360,000.00	400,493.00	678,493.00	-
<hr/>						
Total Fixed Assets	348,486.73	247,777.93	360,000.00	400,493.00	678,493.00	-
<hr/>						
Expend Transfer & Reimb						
865380 Intrafund Transfer	(648,787.83)	(760,658.72)	(594,527.00)	(662,670.00)	(662,670.00)	-
865802 Oper Transfer Out	-	139,383.47	344,820.00	232,500.00	230,000.00	-
<hr/>						
Total Expend Transfer & Reimb	(648,787.83)	(621,275.25)	(249,707.00)	(430,170.00)	(432,670.00)	-
<hr/>						
Total Net Appropriations	7,980,074.35	8,236,201.03	9,743,883.00	10,556,542.00	10,832,042.00	-
<hr/>						
Total Fund Balance Contribution	(2,250,719.26)	(1,795,310.29)	(2,251,551.00)	(2,647,175.00)	(2,441,175.00)	-
<hr/>						

# 1910 - TRANSPORTATION - LAND IMPROVEMENT

Howard Dashiell, Director of Transportation

State Controller  
County Budget Act  
2010

County of Mendocino  
State of California  
Budget Unit Financing Uses Detail  
CEO Proposed Budget for Fiscal Year 2019-20

County Budget Form  
Schedule 9

## Classification:

Function: 1 General Government  
Activity: 101 General - Legislative & Administrative

Budget Unit: 1910 Engineering & Tech Assist  
Fund: 1100 County General

Financing Uses Classification	2016-17 Actuals	2017-18 Actuals	2018-19 Estimate	2019-20 Request	2019-20 Proposed	2019-20 Adopted
(1)	(2)	(3)	(4)	(5)	(6)	(7)
<b>Revenues</b>						
825490 State Other	-	-	-	-	-	-
825670 Federal Other	-	-	-	-	-	-
826171 Final Map Filing Fee	-	-	2,650.00	2,650.00	2,650.00	-
826172 Parcel Map MS Filing	17,440.00	2,300.00	10,000.00	7,000.00	7,000.00	-
826173 Parcel Map PS Filing	-	-	2,250.00	2,250.00	2,250.00	-
826175 Plan Check & Insp	-	10,100.96	2,500.00	2,500.00	2,500.00	-
826176 Parcel Subdivision Insp	-	-	550.00	550.00	550.00	-
826177 Basic Imp Insp Fee	550.00	400.00	1,000.00	1,000.00	1,000.00	-
826178 Subd Agrmt Process	-	-	1,100.00	1,100.00	1,100.00	-
826181 Record-Survey Exam	21,400.00	22,325.00	22,000.00	22,000.00	22,000.00	-
826182 Tentative Map Subd	82,691.00	62,834.00	40,000.00	40,000.00	40,000.00	-
826273 Interfund - Engineering	121,129.00	96,090.30	32,588.00	32,588.00	32,588.00	-
826390 Other Charges	-	200.00	-	-	-	-
827600 Other Sales	-	-	-	-	-	-
827601 Sale of Map - Surveyor	446.35	623.60	500.00	500.00	500.00	-
827701 Refund Jury & Witness Fee	-	-	-	-	-	-
827802 Oper Transfer In	-	-	-	-	-	-
<b>Total Revenues</b>	<b>243,656.35</b>	<b>194,873.86</b>	<b>115,138.00</b>	<b>112,138.00</b>	<b>112,138.00</b>	<b>-</b>
<b>Salaries &amp; Employee Benefits</b>						
861011 Regular Employees	407,504.40	408,013.50	396,753.00	439,446.00	439,446.00	-
861012 Extra Help	-	-	-	-	-	-
861013 Overtime Reg Emp	748.15	873.79	3,000.00	5,000.00	5,000.00	-
861021 Co Cont Retirement	113,722.71	120,154.60	134,489.00	134,608.00	134,608.00	-
861022 Co Cont OASDI	23,518.52	23,779.10	26,846.00	26,641.00	26,641.00	-
861023 Co Cont Medicare	5,561.47	5,634.35	6,314.00	6,237.00	6,237.00	-
861024 Co Cont Retire Incr	45,515.81	40,623.50	41,668.00	33,981.00	33,981.00	-
861030 Co Cont Health Ins	68,050.91	61,563.26	57,976.00	58,336.00	58,336.00	-
861031 Co Cont Unemp Ins	423.00	333.00	266.00	326.00	326.00	-
861035 Co Cont Workers Comp	5,230.00	9,043.00	6,960.00	4,419.00	4,419.00	-
<b>Total Salaries &amp; Employee Benefits</b>	<b>670,274.97</b>	<b>670,018.10</b>	<b>674,272.00</b>	<b>708,994.00</b>	<b>708,994.00</b>	<b>-</b>
<b>Services &amp; Supplies</b>						
862060 Communications	3,875.04	5,001.98	4,544.00	4,699.00	4,699.00	-
862101 Insurance - General	615.00	674.00	852.00	896.00	896.00	-
862120 Maint - Equip	8,509.40	6,672.77	9,600.00	9,750.00	9,750.00	-
862150 Memberships	256.00	607.00	595.00	1,450.00	1,450.00	-
862170 Office Expense	8,319.15	7,805.44	10,000.00	9,527.00	9,527.00	-
862183 Legal Fees	756.44	4,627.73	3,500.00	3,500.00	3,500.00	-
862184 Arch Eng & Plan Svcs	-	-	-	-	-	-
862185 Medical & Dental Svcs	170.55	-	200.00	200.00	200.00	-
862187 Education & Training	550.00	1,810.00	1,700.00	3,700.00	3,700.00	-
862189 Prof/Spec Svcs - Other	65,013.20	101,020.12	224,125.00	101,428.00	251,428.00	-
862190 Publ/Legal Notice	236.04	467.00	500.00	500.00	500.00	-
862193 Construction Contracts	-	-	-	-	-	-
862220 Small Tool/Instrument	892.63	584.32	1,000.00	1,000.00	1,000.00	-
862230 Info Tech Equip	-	165.34	-	-	-	-
862239 Spec Dept Expense	1,509.97	602.76	500.00	500.00	500.00	-
862250 Trans/Travel	3,635.67	4,463.58	5,500.00	7,000.00	7,000.00	-
862253 Travel Out of County	138.00	1,269.07	2,000.00	3,000.00	3,000.00	-
<b>Total Services &amp; Supplies</b>	<b>94,477.09</b>	<b>135,771.11</b>	<b>264,616.00</b>	<b>147,150.00</b>	<b>297,150.00</b>	<b>-</b>

Fixed Assets						
864370 Equipment	-	-	-	50,493.00	50,493.00	-
Total Fixed Assets	-	-	-	50,493.00	50,493.00	-
Expend Transfer & Reimb						
865380 Intrafund Transfer	-	-	-	-	-	-
865802 Oper Transfer Out	-	-	-	-	-	-
Total Expend Transfer & Reimb	-	-	-	-	-	-
Total Net Appropriations	764,752.06	805,789.21	938,888.00	906,637.00	1,056,637.00	-
Total Net County Cost	521,095.71	610,915.35	823,750.00	794,499.00	944,499.00	-

**3030 - TRANSPORTATION - STORM DAMAGE**  
**Howard Dashiell, Director of Transportation**

State Controller  
County Budget Act  
2010

County of Mendocino  
State of California  
Budget Unit Financing Uses Detail  
CEO Proposed Budget for Fiscal Year 2019-20

County Budget Form  
Schedule 9

Classification:

Function: 3 Public Ways and Facilities  
Activity: 301 Public Ways and Facilities

Budget Unit: 3030 Storm Damage  
Fund: 1200 Roads

Financing Uses Classification	2016-17 Actuals	2017-18 Actuals	2018-19 Estimate	2019-20 Request	2019-20 Proposed	2019-20 Adopted
(1)	(2)	(3)	(4)	(5)	(6)	(7)
<b>Revenues</b>						
825460 State Aid for Disaster	299,572.00	266,704.00	1,694,965.00	1,471,951.00	1,471,951.00	-
825670 Federal Other	640,748.14	1,995,439.33	9,414,919.00	6,341,109.00	6,341,109.00	-
827700 Other	-	-	-	-	-	-
<b>Total Revenues</b>	<b>940,320.14</b>	<b>2,262,143.33</b>	<b>11,109,884.00</b>	<b>7,813,060.00</b>	<b>7,813,060.00</b>	<b>-</b>
<b>Services &amp; Supplies</b>						
862130 Maint Strc/Imp/Grnds	94,109.72	19,015.44	102,000.00	60,500.00	60,500.00	-
862170 Office Expense	62.57	4,460.35	10,500.00	8,400.00	8,400.00	-
862183 Legal Fees	-	-	-	-	-	-
862184 Arch Eng & Plan Svcs	200,299.32	839,293.31	309,415.00	413,023.00	413,023.00	-
862189 Prof/Spec Svcs - Other	-	26,616.00	46,700.00	35,600.00	35,600.00	-
862190 Publ/Legal Notice	-	1,119.84	7,500.00	6,000.00	6,000.00	-
862193 Constr Contract	460,125.66	881,720.89	11,997,002.00	8,152,043.00	8,152,043.00	-
862194 A-87 Costs	(465.00)	(955.00)	(567.00)	2,838.00	2,838.00	-
862239 Spec Dept Expense	338.10	-	-	-	-	-
<b>Total Services &amp; Supplies</b>	<b>754,470.37</b>	<b>1,771,270.83</b>	<b>12,472,550.00</b>	<b>8,678,404.00</b>	<b>8,678,404.00</b>	<b>-</b>
<b>Other Charges</b>						
863330 Right of Way	-	3,500.00	9,000.00	10,000.00	10,000.00	-
<b>Total Other Charges</b>	<b>-</b>	<b>3,500.00</b>	<b>9,000.00</b>	<b>10,000.00</b>	<b>10,000.00</b>	<b>-</b>
<b>Expend Transfer &amp; Reimb</b>						
865802 Oper Transfer Out	-	-	-	-	-	-
<b>Total Expend Transfer &amp; Reimb</b>	<b>-</b>	<b>-</b>	<b>-</b>	<b>-</b>	<b>-</b>	<b>-</b>
<b>Total Net Appropriations</b>	<b>754,470.37</b>	<b>1,774,770.83</b>	<b>12,481,550.00</b>	<b>8,688,404.00</b>	<b>8,688,404.00</b>	<b>-</b>
<b>Total Fund Balance Contribution</b>	<b>(185,849.77)</b>	<b>(487,372.50)</b>	<b>1,371,666.00</b>	<b>875,344.00</b>	<b>875,344.00</b>	<b>-</b>

# 3041 - TRANSPORTATION - FEDERAL AND STATE PROGRAMS

Howard Dashiell, Director of Transportation

State Controller  
County Budget Act  
2010

County of Mendocino  
State of California  
Budget Unit Financing Uses Detail  
CEO Proposed Budget for Fiscal Year 2019-20

County Budget Form  
Schedule 9

## Classification:

Function: 3 Public Ways and Facilities  
Activity: 302 Public Ways and Facilities

Budget Unit: 3041 Road & Bridge Projects  
Fund: 1200 Roads

Financing Uses Classification	2016-17 Actuals	2017-18 Actuals	2018-19 Estimate	2019-20 Request	2019-20 Proposed	2019-20 Adopted
(1)	(2)	(3)	(4)	(5)	(6)	(7)
<b>Revenues</b>						
821501 Trans Funds	-	-	-	-	-	-
825490 State Other	188,611.56	17,972.51	90,875.00	58,725.00	58,725.00	-
825670 Federal Other	4,177,927.83	3,579,184.86	6,793,154.00	4,560,311.00	4,560,311.00	-
825810 Other Govt Aid	48,976.44	59,553.71	342,357.00	45,450.00	45,450.00	-
826272 Interfund - DOT	-	-	-	-	-	-
827700 Other	-	-	-	-	-	-
827802 Oper Transfer In	1,999,700.00	1,750,000.00	-	-	-	-
<b>Total Revenues</b>	<b>6,415,215.83</b>	<b>5,406,711.08</b>	<b>7,226,386.00</b>	<b>4,664,486.00</b>	<b>4,664,486.00</b>	<b>-</b>
<b>Services &amp; Supplies</b>						
862130 Maint - Strc/Imp/Grnds	359.99	-	-	278,000.00	278,000.00	-
862135 Corrective Maintenance	1,980,777.89	1,950,847.21	-	4,000,000.00	4,000,000.00	-
862170 Office Expense	3,994.46	2,697.15	1,600.00	1,650.00	1,650.00	-
862183 Legal Fees	7,132.02	-	-	-	-	-
862184 Arch Eng & Plan Svcs	1,267,736.47	1,260,568.49	1,833,112.00	3,231,226.00	3,231,226.00	-
862189 Prof/Spec Svcs - Other	15,846.57	9,200.71	50,800.00	212,900.00	212,900.00	-
862190 Publ/Legal Notice	2,084.41	1,414.28	500.00	3,250.00	3,250.00	-
862193 Constr Contract	2,874,997.56	2,473,471.83	5,976,330.00	2,101,200.00	2,101,200.00	-
862194 A-87 Costs	276.00	1,282.00	1,414.00	(914.00)	(914.00)	-
862239 Spec Dept Expense	-	-	-	-	-	-
<b>Total Services &amp; Supplies</b>	<b>6,153,205.37</b>	<b>5,699,481.67</b>	<b>7,863,756.00</b>	<b>9,827,312.00</b>	<b>9,827,312.00</b>	<b>-</b>
<b>Other Charges</b>						
863330 Right of Way	24,650.00	38,600.00	202,000.00	20,000.00	20,000.00	-
<b>Total Other Charges</b>	<b>24,650.00</b>	<b>38,600.00</b>	<b>202,000.00</b>	<b>20,000.00</b>	<b>20,000.00</b>	<b>-</b>
<b>Expend Transfer &amp; Reimb</b>						
865380 Intrafund Transfer	-	-	-	-	-	-
<b>Total Expend Transfer &amp; Reimb</b>	<b>-</b>	<b>-</b>	<b>-</b>	<b>-</b>	<b>-</b>	<b>-</b>
<b>Total Net Appropriations</b>	<b>6,177,855.37</b>	<b>5,738,081.67</b>	<b>8,065,756.00</b>	<b>9,847,312.00</b>	<b>9,847,312.00</b>	<b>-</b>
<b>Total Fund Balance Contribution</b>	<b>(237,360.46)</b>	<b>331,370.59</b>	<b>839,370.00</b>	<b>5,182,826.00</b>	<b>5,182,826.00</b>	<b>-</b>

**3050 - TRANSPORTATION - ROUND VALLEY AIRPORT**  
**Howard Dashiell, Director of Transportation**

State Controller  
County Budget Act  
2010

County of Mendocino  
State of California  
Budget Unit Financing Uses Detail  
CEO Proposed Budget for Fiscal Year 2019-20

County Budget Form  
Schedule 9

Classification:

Function: 3 Public Ways and Facilities  
Activity: 302 Public Ways and Facilities

Budget Unit: 3050 DOT - Round Valley Airport  
Fund: 1100 County General

Financing Uses Classification	2016-17 Actuals	2017-18 Actuals	2018-19 Estimate	2019-20 Request	2019-20 Proposed	2019-20 Adopted
(1)	(2)	(3)	(4)	(5)	(6)	(7)
<b>Revenues</b>						
824200 Rent/Concession	4,885.00	4,955.00	4,920.00	4,920.00	4,920.00	-
825490 State Other	-	653.23	-	-	-	-
825670 Federal Other	-	-	45,000.00	245,970.00	245,970.00	-
827600 Other Sales	683.53	-	501.00	500.00	500.00	-
827802 Operating Transfer In	10,000.00	40,000.00	-	19,734.00	19,734.00	-
<b>Total Revenues</b>	<b>15,568.53</b>	<b>45,608.23</b>	<b>50,421.00</b>	<b>271,124.00</b>	<b>271,124.00</b>	<b>-</b>
<b>Services &amp; Supplies</b>						
862060 Communications	664.19	694.60	786.00	786.00	786.00	-
862101 Insurance - General	202.00	195.00	244.00	263.00	263.00	-
862130 Maint - Strc/Impr/Grnds	9,600.87	10,163.32	10,400.00	10,400.00	10,400.00	-
862170 Office Expense	207.86	11.70	150.00	150.00	150.00	-
862183 Legal Fees	833.86	57.70	1,000.00	1,000.00	1,000.00	-
862184 Arch Eng & Plan Svcs	1,296.75	447.50	52,500.00	72,300.00	72,300.00	-
862187 Education & Training	-	87.50	-	-	-	-
862189 Prof/Spec Svcs - Other	13,818.85	16,815.20	12,286.00	13,079.00	13,079.00	-
862190 Publ/Legal Notice	175.00	-	500.00	500.00	500.00	-
862193 Constr Contract	-	51,955.71	-	200,000.00	200,000.00	-
862239 Spec Dept Expense	8,990.65	780.00	5,175.00	5,175.00	5,175.00	-
862253 Travel Out of County	-	296.79	-	-	-	-
862260 Utilities	897.70	1,321.60	1,409.00	1,500.00	1,500.00	-
<b>Total Services &amp; Supplies</b>	<b>36,687.73</b>	<b>82,826.62</b>	<b>84,450.00</b>	<b>305,153.00</b>	<b>305,153.00</b>	<b>-</b>
<b>Fixed Assets</b>						
864360 Structure/Improvement	-	-	-	-	-	-
<b>Total Fixed Assets</b>	<b>-</b>	<b>-</b>	<b>-</b>	<b>-</b>	<b>-</b>	<b>-</b>
<b>Expend Transfer &amp; Reimb</b>						
865802 Oper Transfer Out	-	-	-	-	-	-
<b>Total Expend Transfer &amp; Reimb</b>	<b>-</b>	<b>-</b>	<b>-</b>	<b>-</b>	<b>-</b>	<b>-</b>
<b>Total Net Appropriations</b>	<b>36,687.73</b>	<b>82,826.62</b>	<b>84,450.00</b>	<b>305,153.00</b>	<b>305,153.00</b>	<b>-</b>
<b>Total Net County Cost</b>	<b>21,119.20</b>	<b>37,218.39</b>	<b>34,029.00</b>	<b>34,029.00</b>	<b>34,029.00</b>	<b>-</b>



**3060 - TRANSPORTATION - LITTLE RIVER AIRPORT**  
**Howard Dashiell, Director of Transportation**

State Controller  
County Budget Act  
2010

County of Mendocino  
State of California  
Budget Unit Financing Uses Detail  
CEO Proposed Budget for Fiscal Year 2019-20

County Budget Form  
Schedule 9

Classification:

Function: 3 Public Ways and Facilities  
Activity: 302 Public Ways and Facilities

Budget Unit: 3060 DOT - Mendocino Cty Airport  
Fund: 1100 County General

Financing Uses Classification	2016-17 Actuals	2017-18 Actuals	2018-19 Estimate	2019-20 Request	2019-20 Proposed	2019-20 Adopted
(1)	(2)	(3)	(4)	(5)	(6)	(7)
<b>Revenues</b>						
824200 Rent/Concession	40,176.32	45,983.86	45,000.00	45,000.00	45,000.00	-
825490 State Other	5,081.00	637.00	-	-	-	-
825670 Federal Other	112,906.00	4,200.00	-	6,000,000.00	6,000,000.00	-
827600 Other Sales	8,972.91	13,674.49	10,000.00	10,000.00	10,000.00	-
827802 Oper Transfer In	5,000.00	-	-	-	-	-
<b>Total Revenues</b>	<b>172,136.23</b>	<b>64,495.35</b>	<b>55,000.00</b>	<b>6,055,000.00</b>	<b>6,055,000.00</b>	<b>-</b>
<b>Services &amp; Supplies</b>						
862060 Communications	1,534.77	1,594.40	1,605.00	1,880.00	1,880.00	-
862090 Household Expense	1,412.55	1,350.38	1,731.00	1,895.00	1,895.00	-
862101 Insurance - General	3,592.00	3,738.00	4,260.00	5,057.00	5,057.00	-
862130 Maint - Strc/Impr/Grnds	8,774.05	8,128.43	13,500.00	12,750.00	12,750.00	-
862170 Office Expense	1,088.01	212.94	700.00	662.00	662.00	-
862183 Legal Fees	2,822.24	504.88	2,500.00	2,000.00	2,000.00	-
862184 Arch Eng & Plan Svcs	115,913.96	11,194.00	5,000.00	595,000.00	595,000.00	-
862187 Education & Training	175.00	87.50	175.00	125.00	125.00	-
862189 Prof/Spec Svcs - Other	69,368.01	72,392.84	63,215.00	73,730.00	73,730.00	-
862190 Publ/Legal Notice	424.18	-	-	1,000.00	1,000.00	-
862193 Constr Contract	-	-	-	5,400,000.00	5,400,000.00	-
862200 Rent/Lease - Equip	-	-	-	-	-	-
862230 Info Tech Equip	-	-	-	-	-	-
862239 Spec Dept Expense	1,378.39	1,632.76	2,175.00	1,675.00	1,675.00	-
862250 Trans/Travel	434.20	-	1,200.00	1,200.00	1,200.00	-
862253 Travel Out of County	760.42	296.80	1,250.00	800.00	800.00	-
862260 Utilities	15,735.27	14,158.86	16,113.00	15,650.00	15,650.00	-
<b>Total Services &amp; Supplies</b>	<b>223,413.05</b>	<b>115,291.79</b>	<b>113,424.00</b>	<b>6,113,424.00</b>	<b>6,113,424.00</b>	<b>-</b>
<b>Other Charges</b>						
863330 Right of Way	-	-	-	-	-	-
<b>Total Other Charges</b>	<b>-</b>	<b>-</b>	<b>-</b>	<b>-</b>	<b>-</b>	<b>-</b>
<b>Fixed Assets</b>						
864370 Equipment	-	-	-	-	-	-
<b>Total Fixed Assets</b>	<b>-</b>	<b>-</b>	<b>-</b>	<b>-</b>	<b>-</b>	<b>-</b>
<b>Total Net Appropriations</b>	<b>223,413.05</b>	<b>115,291.79</b>	<b>113,424.00</b>	<b>6,113,424.00</b>	<b>6,113,424.00</b>	<b>-</b>
<b>Total Net County Cost</b>	<b>51,276.82</b>	<b>50,796.44</b>	<b>58,424.00</b>	<b>58,424.00</b>	<b>58,424.00</b>	<b>-</b>

**3080 - TRANSPORTATION - ROUND VALLEY AIRPORT**  
**Howard Dashiell, Director of Transportation**

State Controller  
County Budget Act  
2010

County of Mendocino  
State of California  
Budget Unit Financing Uses Detail  
CEO Proposed Budget for Fiscal Year 2019-20

County Budget Form  
Schedule 9

Classification:

Function: 3 Public Ways and Facilities  
Activity: 302 Public Ways and Facilities

Budget Unit: 3080 DOT - Round Valley Airport  
Fund: 1207 Aviation - Round Valley

Financing Uses Classification	2016-17 Actuals	2017-18 Actuals	2018-19 Estimate	2019-20 Request	2019-20 Proposed	2019-20 Adopted
(1)	(2)	(3)	(4)	(5)	(6)	(7)
Revenues						
825120 State Aid Aviation	10,000.00	50,000.00	-	10,000.00	10,000.00	-
825490 State Other	-	-	-	-	-	-
<b>Total Revenues</b>	<b>10,000.00</b>	<b>50,000.00</b>	<b>-</b>	<b>10,000.00</b>	<b>10,000.00</b>	<b>-</b>
Services & Supplies						
862130 Maint - Strc/Impr/Grnds	-	-	-	-	-	-
862189 Prof/Spec Svcs - Other	-	-	-	-	-	-
<b>Total Services &amp; Supplies</b>	<b>-</b>	<b>-</b>	<b>-</b>	<b>-</b>	<b>-</b>	<b>-</b>
Expend Transfer & Reimb						
865802 Oper Transfer Out	10,000.00	40,000.00	-	19,734.00	19,734.00	-
<b>Total Fixed Assets</b>	<b>10,000.00</b>	<b>40,000.00</b>	<b>-</b>	<b>19,734.00</b>	<b>19,734.00</b>	<b>-</b>
<b>Total Net Appropriations</b>	<b>10,000.00</b>	<b>40,000.00</b>	<b>-</b>	<b>19,734.00</b>	<b>19,734.00</b>	<b>-</b>
<b>Total Fund Balance Contribution</b>	<b>-</b>	<b>(10,000.00)</b>	<b>-</b>	<b>9,734.00</b>	<b>9,734.00</b>	<b>-</b>

**3090 - TRANSPORTATION - LITTLE RIVER AIRPORT**  
**Howard Dashiell, Director of Transportation**

State Controller  
County Budget Act  
2010

County of Mendocino  
State of California  
Budget Unit Financing Uses Detail  
CEO Proposed Budget for Fiscal Year 2019-20

County Budget Form  
Schedule 9

Classification:

Function: 3 Public Ways and Facilities  
Activity: 302 Public Ways and Facilities

Budget Unit: 3090 DOT - Mendocino Cty Airport  
Fund: 1208 Aviation - Little River

Financing Uses Classification	2016-17 Actuals	2017-18 Actuals	2018-19 Estimate	2019-20 Request	2019-20 Proposed	2019-20 Adopted
(1)	(2)	(3)	(4)	(5)	(6)	(7)
Revenues						
825120 State Aid Aviation	-	20,000.00	-	-	-	-
825670 Federal Other	-	-	-	-	-	-
Total Revenues	-	20,000.00	-	-	-	-
Services & Supplies						
862239 Spec Dept Exp	-	-	-	-	-	-
Total Services & Supplies	-	-	-	-	-	-
Fixed Assets						
864370 Equipment	-	-	-	-	-	-
Total Fixed Assets	-	-	-	-	-	-
Expend Transfer & Reimb						
865802 Oper Transfer Out	5,000.00	-	-	-	-	-
Total Expend Transfer & Reimb	5,000.00	-	-	-	-	-
Total Net Appropriations	5,000.00	-	-	-	-	-
Total Fund Balance Contribution	5,000.00	(20,000.00)	-	-	-	-

**4511 - LANDFILL CLOSURE**  
**Howard Dashiell, Director of Transportation**

State Controller  
County Budget Act  
2010

County of Mendocino  
State of California  
Budget Unit Financing Uses Detail  
CEO Proposed Budget for Fiscal Year 2019-20

County Budget Form  
Schedule 9

Classification:

Function: 4 Health & Sanitation  
Activity: 404 Health and Sanitation - Sanitation

Budget Unit: 4511 Landfill Closure  
Fund: 1202 Landfill Closure

Financing Uses Classification (1)	2016-17 Actuals	2017-18 Actuals	2018-19 Estimate	2019-20 Request	2019-20 Proposed	2019-20 Adopted
<b>Revenues</b>						
824100 Interest	23,287.65	45,730.51	10,000.00	10,000.00	10,000.00	-
826310 Caspar/Ft Bragg Refuse	75,070.22	120,000.00	50,000.00	50,000.00	50,000.00	-
826390 Other Charges	527,688.93	601,536.22	400,200.00	400,200.00	400,200.00	-
827500 Sale of Fixed Assets	-	-	-	-	-	-
<b>Total Revenues</b>	<b>626,046.80</b>	<b>767,266.73</b>	<b>460,200.00</b>	<b>460,200.00</b>	<b>460,200.00</b>	<b>-</b>
<b>Services &amp; Supplies</b>						
862101 Insurance - General	-	220.00	239.00	-	-	-
862120 Maintenance - Equip	3,315.70	4,526.46	7,700.00	7,700.00	7,700.00	-
862130 Maint - Strc/Imp/Grndds	3,809.80	3,799.42	37,150.00	44,200.00	44,200.00	-
862160 Misc Expense	44,954.00	41,675.00	55,000.00	60,500.00	60,500.00	-
862170 Office Expense	514.49	37.86	1,000.00	1,000.00	1,000.00	-
862183 Legal Fees	286.00	-	1,000.00	1,000.00	1,000.00	-
862189 Prof/Spec Svcs - Other	479,031.35	307,860.49	452,402.00	550,990.00	550,990.00	-
862190 Publ & Legal Notices	472.74	-	2,500.00	2,500.00	2,500.00	-
862193 Construction Contracts	-	302,220.78	650,000.00	980,000.00	980,000.00	-
862194 A-87 Costs	4,129.00	5,485.00	6,009.00	(994.00)	(994.00)	-
862200 Rent/Lease - Equip	-	-	-	-	-	-
862220 Small Tool/Instrument	225.01	281.95	-	2,200.00	2,200.00	-
862230 Info Tech Equip	-	-	1,000.00	1,000.00	1,000.00	-
862239 Spec Dept Expense	47,440.53	56,660.00	92,000.00	95,000.00	95,000.00	-
862250 Trans/Travel	2,043.53	3,603.88	-	10,000.00	10,000.00	-
<b>Total Services &amp; Supplies</b>	<b>586,222.15</b>	<b>726,370.84</b>	<b>1,306,000.00</b>	<b>1,755,096.00</b>	<b>1,755,096.00</b>	<b>-</b>
<b>Fixed Assets</b>						
864370 Equipment	-	-	9,000.00	9,000.00	9,000.00	-
<b>Total Fixed Assets</b>	<b>-</b>	<b>-</b>	<b>9,000.00</b>	<b>9,000.00</b>	<b>9,000.00</b>	<b>-</b>
<b>Expend Transfer &amp; Reimb</b>						
865802 Oper Transfer Out	-	-	-	-	-	-
<b>Total Expend Transfer &amp; Reimb</b>	<b>-</b>	<b>-</b>	<b>-</b>	<b>-</b>	<b>-</b>	<b>-</b>
<b>Total Net Appropriations</b>	<b>586,222.15</b>	<b>726,370.84</b>	<b>1,315,000.00</b>	<b>1,764,096.00</b>	<b>1,764,096.00</b>	<b>-</b>
<b>Total Fund Balance Contribution</b>	<b>(39,824.65)</b>	<b>(40,895.89)</b>	<b>854,800.00</b>	<b>1,303,896.00</b>	<b>1,303,896.00</b>	<b>-</b>

**1130 - TREASURER-TAX COLLECTOR**  
**Shari Schapmire, Treasurer-Tax Collector**

State Controller  
County Budget Act  
2010

County of Mendocino  
State of California  
Budget Unit Financing Uses Detail  
CEO Proposed Budget for Fiscal Year 2019-20

County Budget Form  
Schedule 9

Classification:

Function: 1 General Government  
Activity: 101 General - Legislative & Administrative

Budget Unit: 1130 Treasurer-Tax Collector  
Fund: 1100 County General

Financing Uses Classification	2016-17 Actuals	2017-18 Actuals	2018-19 Estimate	2019-20 Request	2019-20 Proposed	2019-20 Adopted
(1)	(2)	(3)	(4)	(5)	(6)	(7)
<b>Revenues</b>						
821400 Pen/Cost Delinq Tax	23,891.07	-	85,053.00	100,771.00	100,771.00	-
822200 Business License	137,416.00	144,525.00	130,000.00	130,000.00	130,000.00	-
822204 Cannabis Facility Bus. Lic.	-	15,116.00	9,000.00	18,000.00	18,000.00	-
822603 Lumber Mill Permit	630.00	665.00	385.00	385.00	385.00	-
823300 Forfeiture & Penalty	-	-	500.00	500.00	500.00	-
826112 Tax Deeded Admin Fee	6,900.00	14,250.00	12,000.00	12,000.00	12,000.00	-
826113 50% Redemption Fee	9,530.00	7,710.00	13,000.00	16,000.00	16,000.00	-
826114 Release of Lien	6,940.00	2,500.00	3,000.00	4,000.00	4,000.00	-
826151 Treasurer Cost Reimb	264,169.68	253,929.00	272,112.00	276,640.00	276,640.00	-
826271 T/C Tax Sale Cost Reimb	-	-	-	-	-	-
826380 Collection Fee	55,897.63	38,178.52	37,437.00	45,786.00	45,786.00	-
826390 Other Charges	26,056.90	41,232.68	24,755.00	27,000.00	27,000.00	-
826404 Returned Check Chg	810.65	1,245.00	700.00	1,000.00	1,000.00	-
826405 Pmt Plan Process Fee	5,700.00	6,900.00	6,000.00	6,000.00	6,000.00	-
827400 Prior Year Revenue	-	-	-	-	-	-
827600 Other Sales	6,740.00	7,825.00	6,000.00	7,000.00	7,000.00	-
827700 Other	284.75	220.00	-	-	-	-
827703 Cancelled Outlaw Warrants	-	-	-	-	-	-
<b>Total Revenues</b>	<b>544,966.68</b>	<b>534,296.20</b>	<b>599,942.00</b>	<b>645,082.00</b>	<b>645,082.00</b>	<b>-</b>
<b>Salaries &amp; Employee Benefits</b>						
861011 Regular Employees	372,142.85	380,663.96	401,603.00	440,225.00	440,225.00	-
861012 Extra Help	-	4,729.88	-	4,000.00	4,000.00	-
861013 Overtime	11,289.58	13,505.15	4,000.00	4,000.00	4,000.00	-
861021 Co Cont Retirement	107,726.43	114,765.11	135,064.00	137,215.00	137,215.00	-
861022 Co Cont OASDI	22,661.94	23,368.05	26,075.00	25,977.00	25,977.00	-
861023 Co Cont Medicare	5,299.90	5,533.64	6,145.00	6,112.00	6,112.00	-
861024 Co Cont Retire Incr	43,559.27	39,554.57	42,407.00	37,463.00	37,463.00	-
861030 Co Cont Health Ins	52,913.51	52,994.89	53,738.00	56,783.00	56,783.00	-
861031 Co Cont Unemp Ins	1,658.00	1,637.00	1,634.00	1,631.00	1,631.00	-
861035 Co Cont Workers Comp	1,002.00	1,089.00	1,856.00	2,286.00	2,286.00	-
<b>Total Salaries &amp; Employee Benefits</b>	<b>618,253.48</b>	<b>637,841.25</b>	<b>672,522.00</b>	<b>715,692.00</b>	<b>715,692.00</b>	<b>-</b>
<b>Services &amp; Supplies</b>						
862060 Communications	1,258.68	1,218.20	1,200.00	1,200.00	1,200.00	-
862101 Insurance - General	1,441.00	1,512.00	1,870.00	2,590.00	2,590.00	-
862120 Maint - Equip	6,489.38	7,313.19	7,500.00	8,150.00	8,150.00	-
862150 Memberships	500.00	475.00	600.00	600.00	600.00	-
862160 Miscellaneous Expense	400.00	-	-	-	-	-
862170 Office Expense	70,751.45	70,354.06	70,000.00	75,000.00	75,000.00	-
862182 Data Processing Services	13,812.50	-	20,000.00	20,000.00	20,000.00	-
862189 Prof/Spec Svcs - Other	20,025.00	19,598.00	-	-	-	-
862190 Publ/Legal Notice	8,491.37	6,404.64	8,000.00	6,000.00	6,000.00	-
862253 Travel Out of County	2,282.82	1,507.52	3,000.00	3,000.00	3,000.00	-
<b>Total Services &amp; Supplies</b>	<b>125,452.20</b>	<b>108,382.61</b>	<b>112,170.00</b>	<b>116,540.00</b>	<b>116,540.00</b>	<b>-</b>

Fixed Assets						
864360 Structure/Improvement	-	-	-	-	-	-
864370 Equipment	-	-	-	-	-	-
Total Fixed Assets	-	-	-	-	-	-
Expend Transfer & Reimb						
865802 Oper Transfer Out	-	-	-	-	-	-
Total Expend Transfer & Reimb	-	-	-	-	-	-
Total Net Appropriations	743,705.68	746,223.86	784,692.00	832,232.00	832,232.00	-
Total Net County Cost	198,739.00	211,927.66	184,750.00	187,150.00	187,150.00	-

**2012 - COURT COLLECTIONS PROGRAM**  
**Shari Schapmire, Treasurer-Tax Collector**

State Controller  
County Budget Act  
2010

County of Mendocino  
State of California  
Budget Unit Financing Uses Detail  
CEO Proposed Budget for Fiscal Year 2019-20

County Budget Form  
Schedule 9

Classification:

Function: 2 Public Protection

Budget Unit: 2012 AB233 (Court Collections) Program

Activity: 201 Public Protection - Judicial

Fund: 1100 County General

Financing Uses Classification	2016-17 Actuals	2017-18 Actuals	2018-19 Estimate	2019-20 Request	2019-20 Proposed	2019-20 Adopted
(1)	(2)	(3)	(4)	(5)	(6)	(7)
<b>Revenues</b>						
823100 Vehicle Code Fine	303,380.29	307,646.86	312,620.00	330,412.00	330,412.00	-
823101 25% Extra Fine	131,174.67	148,108.46	146,410.00	134,721.00	134,721.00	-
823102 Co 50% City VC Fine	-	-	-	-	-	-
823103 Co Parking Surcharge	1.96	-	-	-	-	-
823200 Other Court Fine	34,097.18	30,304.91	30,710.00	32,249.00	32,249.00	-
823203 Co Comm on City Fine	6,732.07	6,683.30	7,207.00	4,059.00	4,059.00	-
823204 Misc Court Fine	-	12.79	-	41.00	41.00	-
823210 Fines Judicial District	6,559.87	13,247.04	15,582.00	7,335.00	7,335.00	-
823300 Forfeiture & Penalty	18,937.50	18,702.50	-	-	-	-
825490 State Other	17,844.49	14,221.37	15,591.00	15,591.00	15,591.00	-
826117 PTR Screening Fee	15,255.36	25,610.48	23,180.00	16,404.00	16,404.00	-
826118 Cite Processing Fee	1,257.13	1,624.42	1,950.00	1,305.00	1,305.00	-
826163 Legal Svcs Reimb	4,622.82	4,356.06	4,485.00	3,462.00	3,462.00	-
826221 Fee Judicial District	-	-	-	-	-	-
826261 Recording Fee	56,587.00	50,191.00	55,101.00	49,674.00	49,674.00	-
826380 Collection Fee	576,846.15	469,582.89	622,307.00	562,370.00	562,370.00	-
826390 Other Charges	99,197.61	326,294.53	115,678.00	110,815.00	110,815.00	-
826404 Returned Check Charge	453.67	522.84	650.00	650.00	650.00	-
826504 Co 30% State PA	180,851.60	217,943.52	216,203.00	185,295.00	185,295.00	-
826505 Traffic School Fee	484,106.63	402,555.41	410,184.00	446,517.00	446,517.00	-
826506 Traffic School \$24	71,897.71	61,907.00	63,180.00	68,320.00	68,320.00	-
827700 Other	-	-	-	85,346.00	-	-
827711 Civil Assmt PC 1214.1	-	-	-	-	-	-
<b>Total Revenues</b>	<b>2,009,803.71</b>	<b>2,099,515.38</b>	<b>2,041,038.00</b>	<b>2,054,566.00</b>	<b>1,969,220.00</b>	<b>-</b>
<b>Salaries &amp; Employee Benefits</b>						
861011 Regular Employees	283,331.71	294,862.96	277,269.00	287,999.00	287,999.00	-
861012 Extra Help	-	-	-	-	-	-
861013 Overtime	969.87	2,715.41	800.00	3,000.00	3,000.00	-
861021 Co Cont Retirement	81,529.42	88,357.10	94,681.00	88,581.00	88,581.00	-
861022 Co Cont OASDI	16,501.95	17,236.93	18,516.00	17,242.00	17,242.00	-
861023 Co Cont Medicare	3,859.27	4,031.42	4,330.00	4,032.00	4,032.00	-
861024 Co Cont Retire Incr	32,768.63	30,304.00	30,060.00	22,080.00	22,080.00	-
861030 Co Cont Health Ins	42,405.97	46,008.67	41,592.00	37,312.00	37,312.00	-
861031 Co Cont Unemp Ins	3,966.00	3,299.00	763.00	272.00	272.00	-
861035 Co Cont Workers Comp	3,101.00	3,030.00	1,966.00	1,698.00	1,698.00	-
<b>Total Salaries &amp; Employee Benefits</b>	<b>468,433.82</b>	<b>489,845.49</b>	<b>469,977.00</b>	<b>462,216.00</b>	<b>462,216.00</b>	<b>-</b>
<b>Services &amp; Supplies</b>						
862060 Communications	1,688.37	(89.38)	-	-	-	-
862101 Insurance - General	924.00	913.00	1,015.00	1,196.00	1,196.00	-
862110 Jury & Witness Expense	2,383.00	2,122.00	3,038.00	5,474.00	5,474.00	-
862120 Maintenance - Equipment	-	1,705.45	1,200.00	1,200.00	1,200.00	-
862150 Memberships	100.00	100.00	100.00	100.00	100.00	-
862170 Office Expense	38,021.76	36,700.21	30,983.00	30,593.00	30,593.00	-
862182 Data Processing Services	9,490.40	19,800.00	18,545.00	19,145.00	19,145.00	-
862187 Education & Training	600.00	-	700.00	700.00	700.00	-
862189 Prof/Spec Svcs - Other	97,504.89	97,500.00	97,500.00	97,500.00	50,000.00	-
862190 Publications & Legal Notices	47.20	1,073.50	-	-	-	-
862196 Collection Expense Fines	24.76	1,294.57	-	5,000.00	5,000.00	-
862239 Spec Dept Exp	26,774.51	-	-	-	-	-
862250 Transportation & Travel	-	-	-	-	-	-
862253 travel & Trans - Out	2,215.71	1,955.52	2,584.00	2,500.00	2,500.00	-
<b>Total Services &amp; Supplies</b>	<b>179,774.60</b>	<b>163,074.87</b>	<b>155,665.00</b>	<b>163,408.00</b>	<b>115,908.00</b>	<b>-</b>

Other Charges						
863113 Pmt Other Gov Agency	664,767.80	1,474,739.23	697,296.00	720,842.00	720,842.00	-
Total Other Charges	664,767.80	1,474,739.23	697,296.00	720,842.00	720,842.00	-
Fixed Assets						
864370 Equipment	-	-	-	-	-	-
Total Fixed Assets	-	-	-	-	-	-
Total Net Appropriations	1,312,976.22	2,127,659.59	1,322,938.00	1,346,466.00	1,298,966.00	-
Toal Net County Cost	(696,827.49)	28,144.21	(718,100.00)	(708,100.00)	(670,254.00)	-