

**Mendocino County
Behavioral Health and Recovery Services**

**MOBILE OUTREACH AND PREVENTION SERVICES (MOPS) MONTHLY REPORT
FEBRUARY 2019**

Below is the details for month of February MOPS report

Total number of clients served in February – 68 (Active-62, Closed-6)

Total number of contacts – 231

Average number of contacts in February – 3.4/client (Number of client contacts varies based on the client's need. A few clients were contacted up to 18 times vs. a few clients were never contacted in February 2019).

Number of new referrals in February: 12

Total number of homeless clients served in February: 7

Geographical breakdown:

Area	Total No. of clients	New referrals
North County	28	2
South Coast	20	9
Anderson Valley and Ukiah surrounding Area	20	1

North County (Joy)	South Coast (Ian)	Anderson Valley and Ukiah Surrounding Area (Greg)
Branscomb, Covelo, Dos Rios, Laytonville, Leggett, Piercy, Westport	Albion, Elk, Gualala, Little River, Manchester, Mendocino, Point Arena	Boonville, Comptche, Hopland, Navarro, Philo, Potter Valley, Yorkville, Redwood Valley

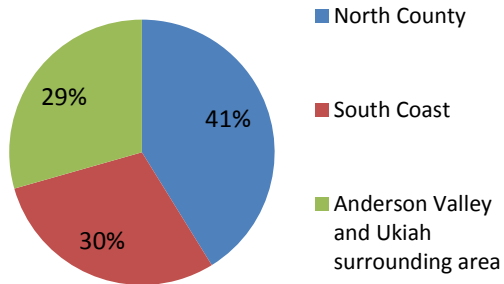
Gender	
Male	36
Female	31
Other	1

Age	
Under 18	4
18-25	8
26-59	35
60+	16
Unknown	5

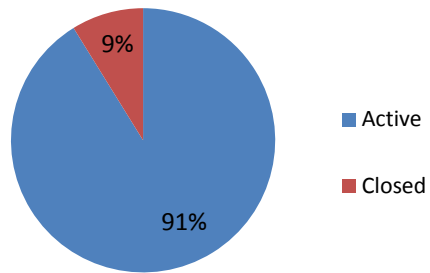
Referral Sources	
Community/Resources Center	13
Law Enforcement	9
Community/Family Member	25
APS	3
Medical Provider	9
Crisis	2

Ethnicity	
Latino	4
Native American	15
White/Caucasian	19
Unknown	26
German	2
Thai American	1
African American	1

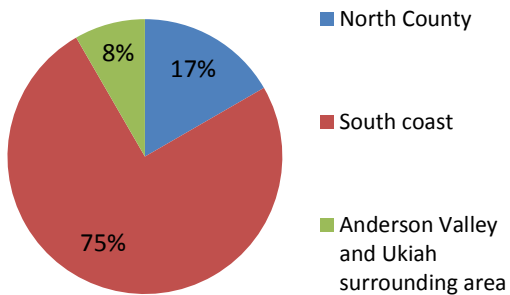
Total Clients Served



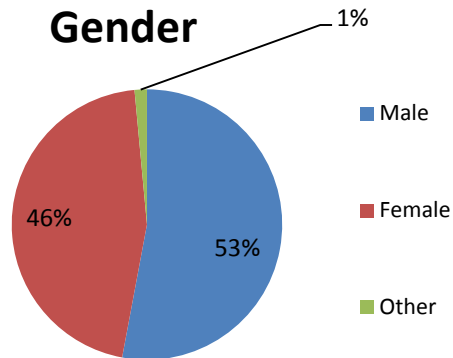
Active/Closed Cases



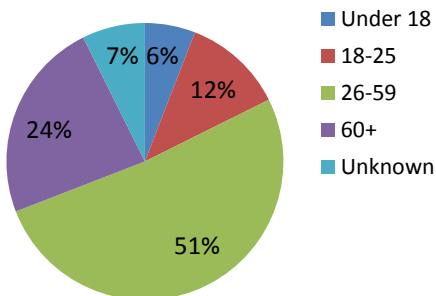
New Referrals



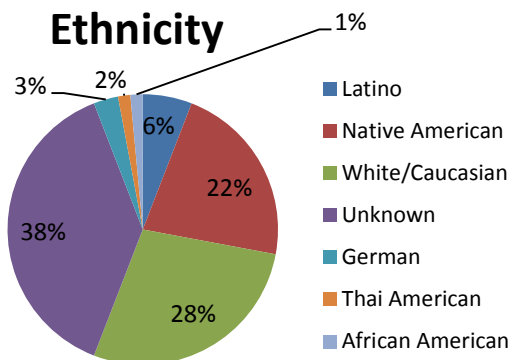
Gender



Age



Ethnicity



Referral Sources

